

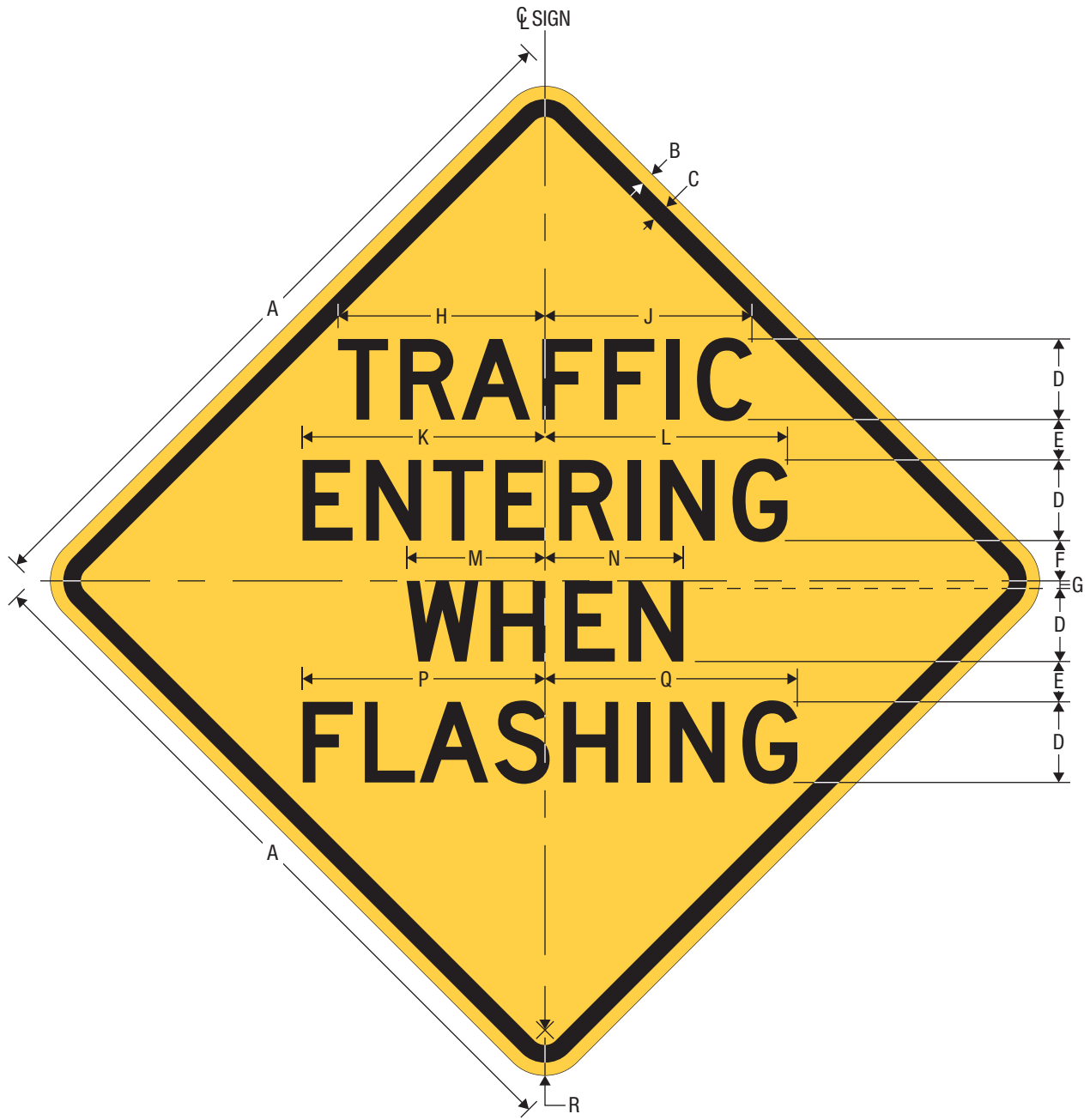
W2-3aL

W2-3aR

INTERSECTION WARNING - OBLIQUE SIDE ROAD (ACUTE)

A	B	C	D	E	F	G	H	J	K	L
18	0.375	0.625	5.400	7.5	2.25	0.75	1.5	4.987	0.413	1.5
24	0.375	0.625	7.200	10	3	1	2	6.650	0.550	1.5
30	0.5	0.75	9	12.5	3.75	1.25	2.5	8.313	0.688	1.875
36	0.625	0.875	10.800	15	4.5	1.5	3	9.975	0.825	2.25
48	0.75	1.25	14.400	20	6	2	4	13.300	1.100	3

COLORS: LEGEND, BORDER — BLACK
BACKGROUND — YELLOW (RETROREFLECTIVE)



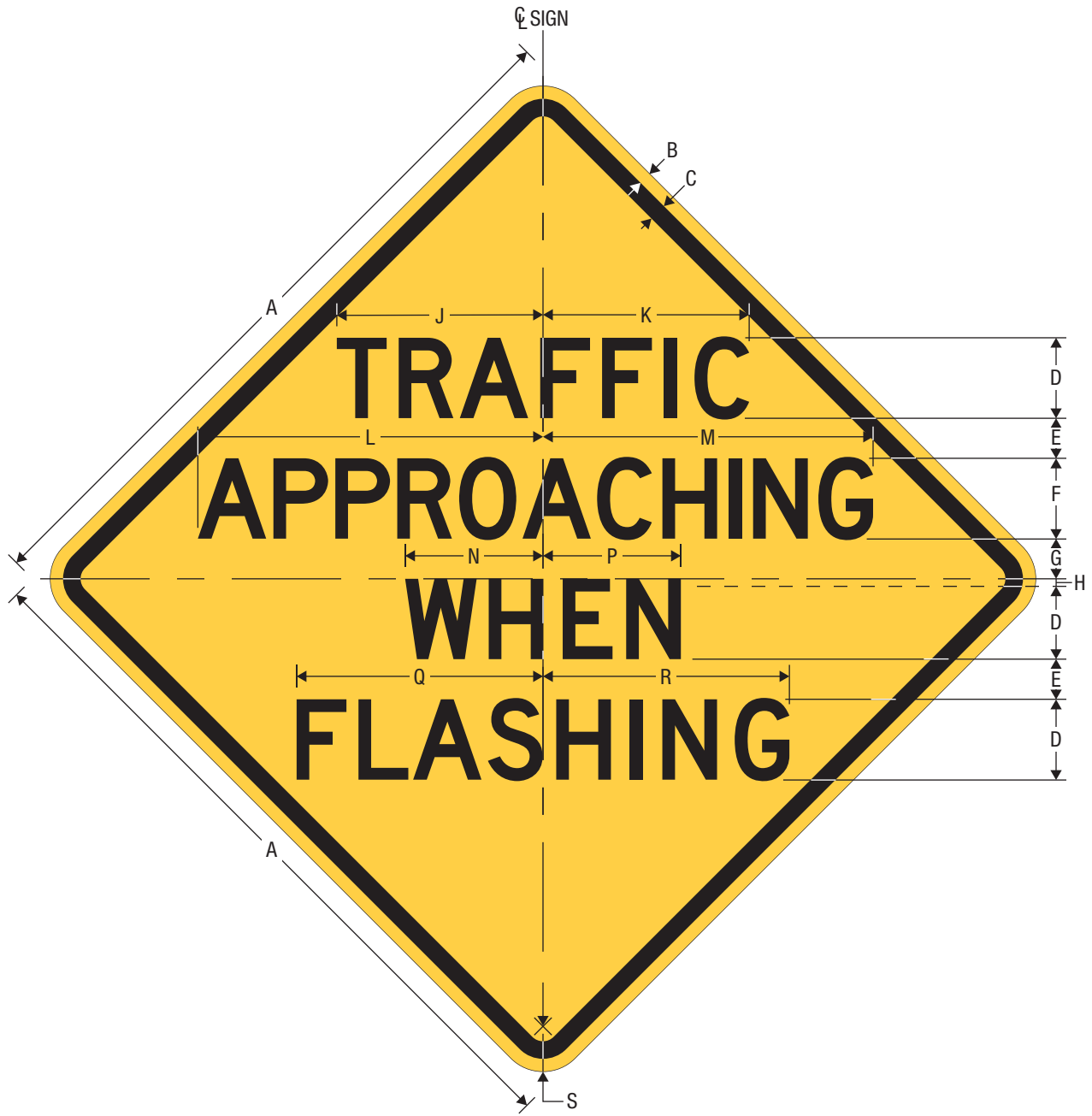
W2-10
TRAFFIC ENTERING WHEN FLASHING

* Reduce Spacing 20%.

A	B	C	D	E	F	G	H
36	0.625	0.875	4 D	2	2	0	10.266
48	0.75	1.25	6 C*	3	2.75	0.25	11.960

J	K	L	M	N	P	Q	R
10.265	12.028	12.027	6.865	6.864	12.018	12.518	2.25
12.709	14.265	15.014	8.446	8.446	14.391	15.140	3

COLORS: LEGEND, BORDER — BLACK
BACKGROUND — YELLOW (RETROREFLECTIVE)



W2-11

TRAFFIC APPROACHING WHEN FLASHING

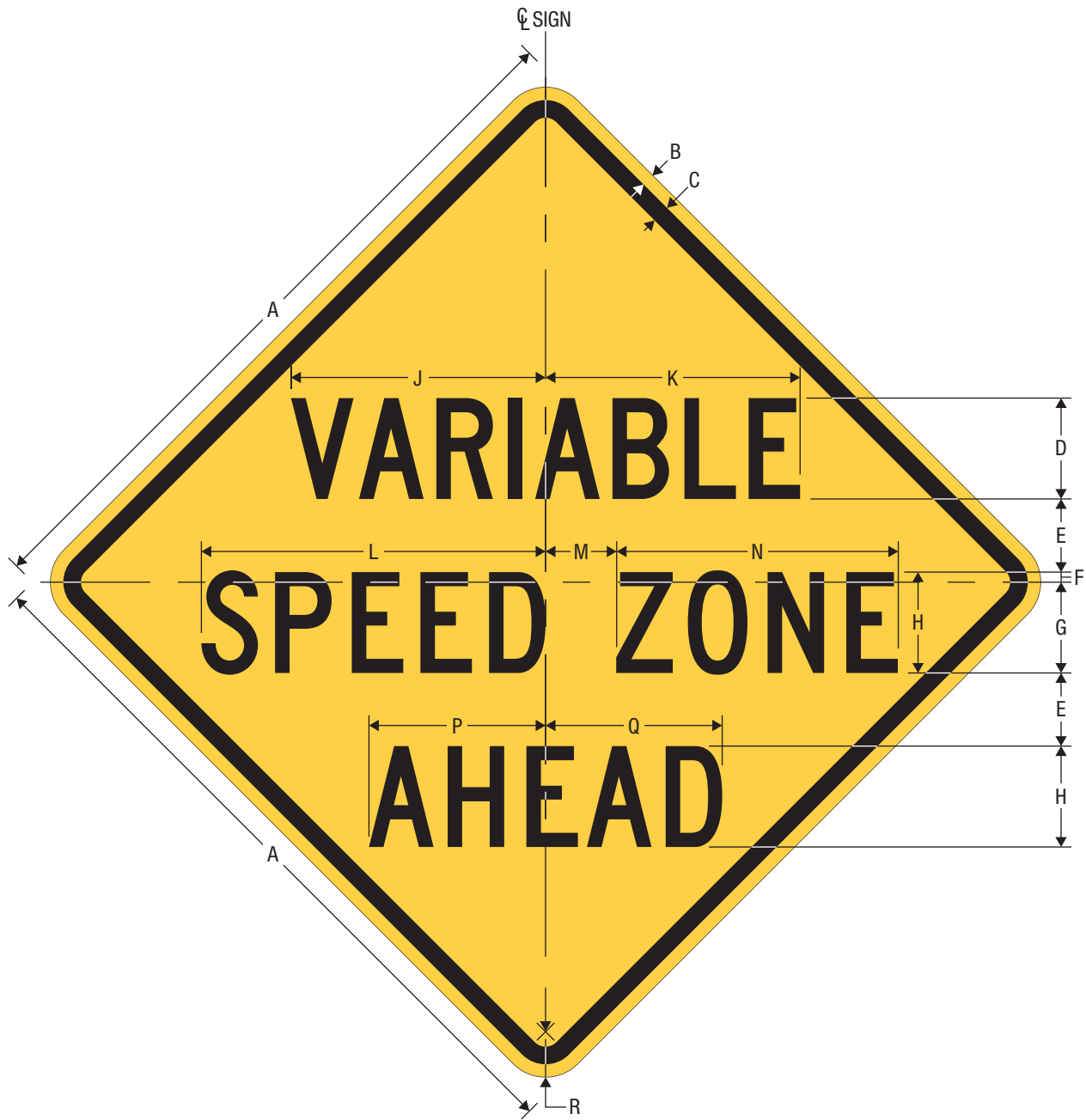
* Reduce Spacing 40%.

** Reduce Spacing 20%.

A	B	C	D	E	F	G	H	J
36	0.625	0.875	4 D	2	4 D*	2	0	10.266
48	0.75	1.25	6 C**	3	6 C**	2.75	0.25	11.960

K	L	M	N	P	Q	R	S
10.265	17.185	16.434	6.865	6.864	12.268	12.268	2.25
12.709	22.546	21.545	8.446	8.446	14.266	15.265	3

COLORS: LEGEND, BORDER – BLACK
BACKGROUND – YELLOW (RETROREFLECTIVE)



W3-5b
VARIABLE SPEED ZONE AHEAD

- * Reduce Spacing 10%.
- ** Reduce Spacing 20%.

A	B	C	D	E	F	G	H
30	0.5	0.75	4 C*	3	0.5	3.5	4 C
36	0.625	0.875	5 C*	3.625	0.5	4.5	5 C
48	0.75	1.25	7 C**	4	1	6	7 C

J	K	L	M	N	P	Q	R
10.092	10.091	13.645	2.75	11.164	7.003	7.002	1.875
12.615	12.614	17.056	3.5	13.955	8.753	8.753	2.25
17.324	17.324	23.879	4.125	19.537	12.255	12.254	3

WARNING SIGN
 COLORS: LEGEND, BORDER — BLACK
 BACKGROUND — YELLOW (RETROREFLECTIVE)

TTC SIGN
 COLORS: LEGEND, BORDER — BLACK
 BACKGROUND — ORANGE (RETROREFLECTIVE)



W3-5c
XX MPH TRUCK SPEED ZONE AHEAD

* Reduce Spacing 40%.
** Reduce Spacing 20%.

A	B	C	D	E	F	G	H	J
30	0.5	0.75	4 C*	2	4 C	0.625	1.375	VAR
36	0.625	0.875	5 C*	2.5	5 C	0.75	1.75	VAR
48	0.75	1.25	6 D**	3	6 D	1.25	1.75	VAR

K	L	M	N	P	Q	R	S
8.132	6.923	6.922	12.509	10.252	6.281	6.780	1.875
10.165	8.654	8.653	15.636	12.815	7.913	8.413	2.25
14.724	12.369	12.369	22.865	19.082	12.037	13.036	3

WARNING SIGN
COLORS: LEGEND, BORDER — BLACK
BACKGROUND — YELLOW (RETROREFLECTIVE)

TTC SIGN
COLORS: LEGEND, BORDER — BLACK
BACKGROUND — ORANGE (RETROREFLECTIVE)



W3-9

TRAFFIC USING SHOULDER

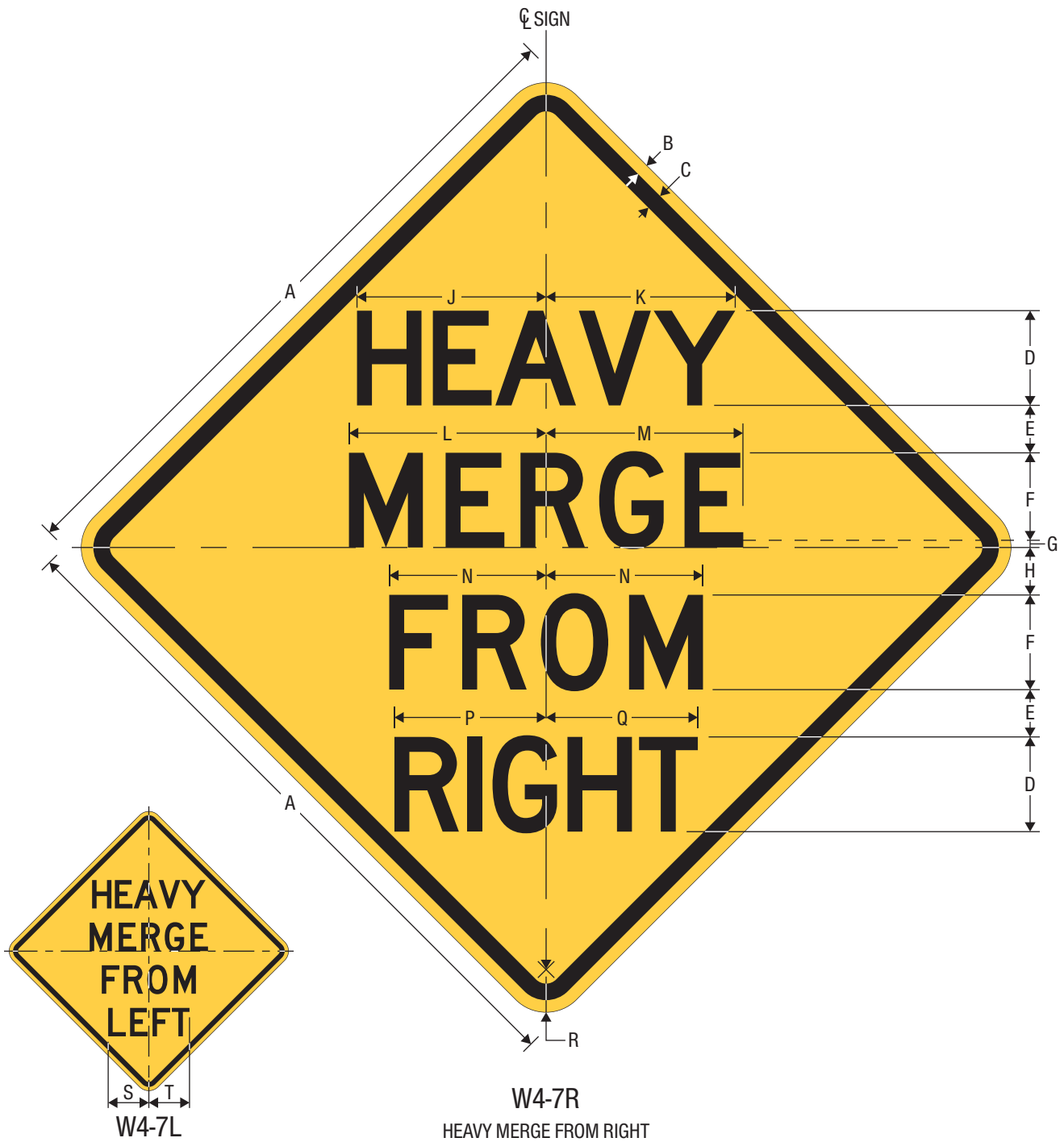
* Reduce Spacing 40%.

** Optically center about centerline.

A	B	C	D	E	F	G	H	J	K	L
36	48	0.625	0.875	4.5	6 C	3.25	6 C*	3.75	4 D	2.75
48	60	0.75	1.25	5.75	8 C	4	8 C*	4.5	5 D	3

M	N	P	Q	R	S	T	U	V	W	X
4.5	12.845	12.844	9.423	15.576	VAR**	VAR	2	VAR**	VAR	2.25
4.75	17.126	17.126	12.564	20.768	VAR**	VAR	2.5	VAR**	VAR	3

COLORS: LEGEND, BORDER — BLACK
BACKGROUND — YELLOW (RETROREFLECTIVE)

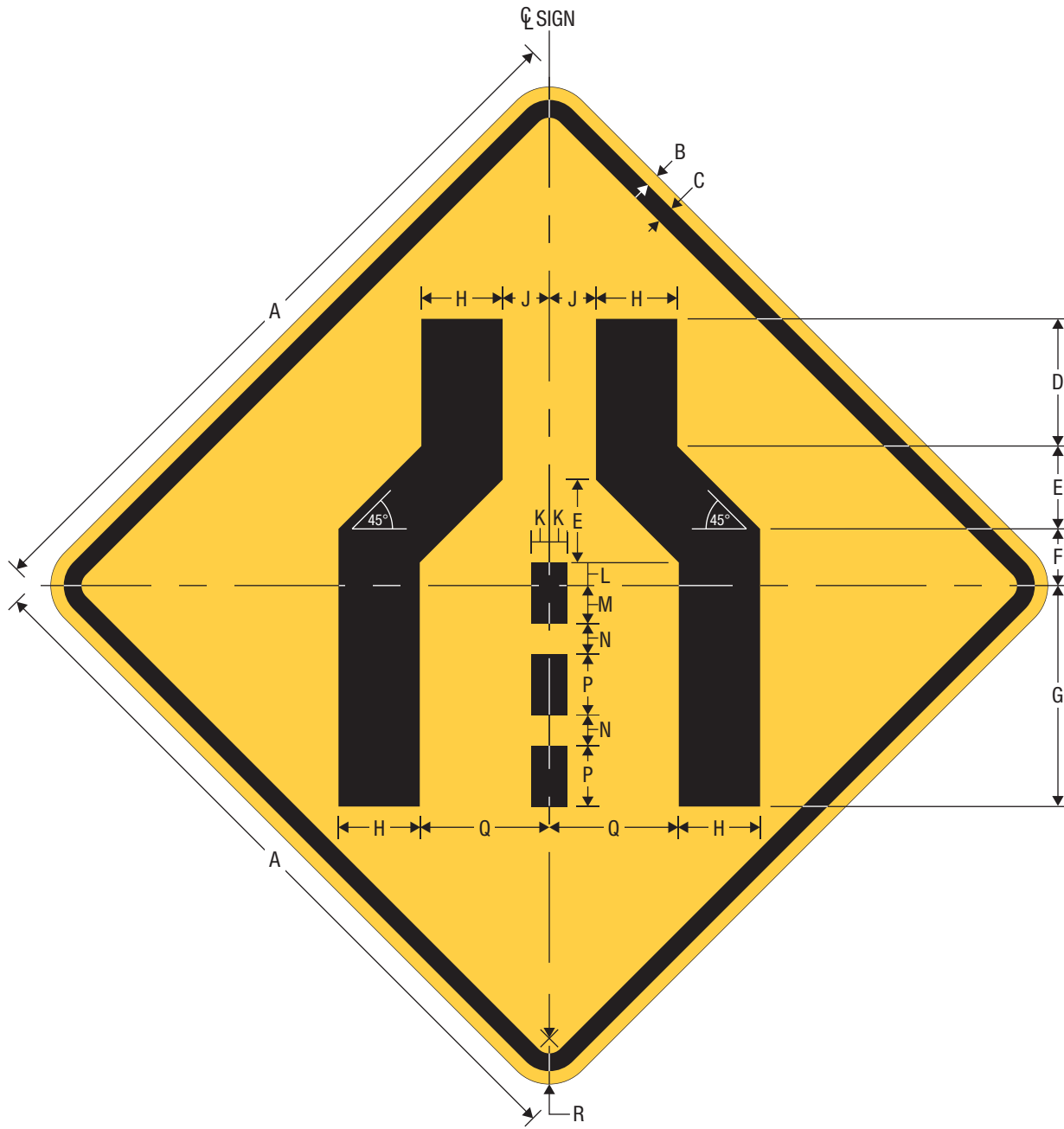


* Reduce Spacing 50%.

A	B	C	D	E	F	G	H	J
36	0.625	0.875	5 D*	2.5	5 D	0	2.5	9.982
48	0.75	1.25	6 D	3.75	6 D	0.75	3	12.638

K	L	M	N	P	Q	R	S	T
9.981	10.407	10.406	8.280	8.007	8.006	2.25	7.153	7.152
12.637	12.488	12.487	9.936	10.748	10.747	3	8.583	8.583

COLORS: LEGEND, BORDER — BLACK
BACKGROUND — YELLOW (RETROREFLECTIVE)



W4-8
SINGLE-LANE TRANSITION

A	B	C	D	E	F	G	H
36	0.625	0.875	6.259	4.078	2.788	10.875	4
48	0.75	1.25	8.345	5.437	3.717	14.5	5.333

J	K	L	M	N	P	Q	R
2.297	0.875	1.125	1.875	1.5	3	6.375	2.25
3.063	1.167	1.5	2.5	2	4	8.5	3

COLORS: LEGEND, BORDER — BLACK
BACKGROUND — YELLOW (RETROREFLECTIVE)



W5-2a
NARROW UNDERPASS

* Reduce Spacing 30%.

A	B	C	D	E	F	G	H	J	K	L
30	0.5	0.75	5 C*	2.5	0.625	4.375	10.440	10.439	14.973	1.875
36	0.625	0.875	6 C*	3	0.75	5.25	12.528	12.527	17.968	2.25
48	0.75	1.25	8 C*	4	1	7	16.703	16.703	23.957	3

COLORS: LEGEND, BORDER — BLACK
BACKGROUND — YELLOW (RETROREFLECTIVE)

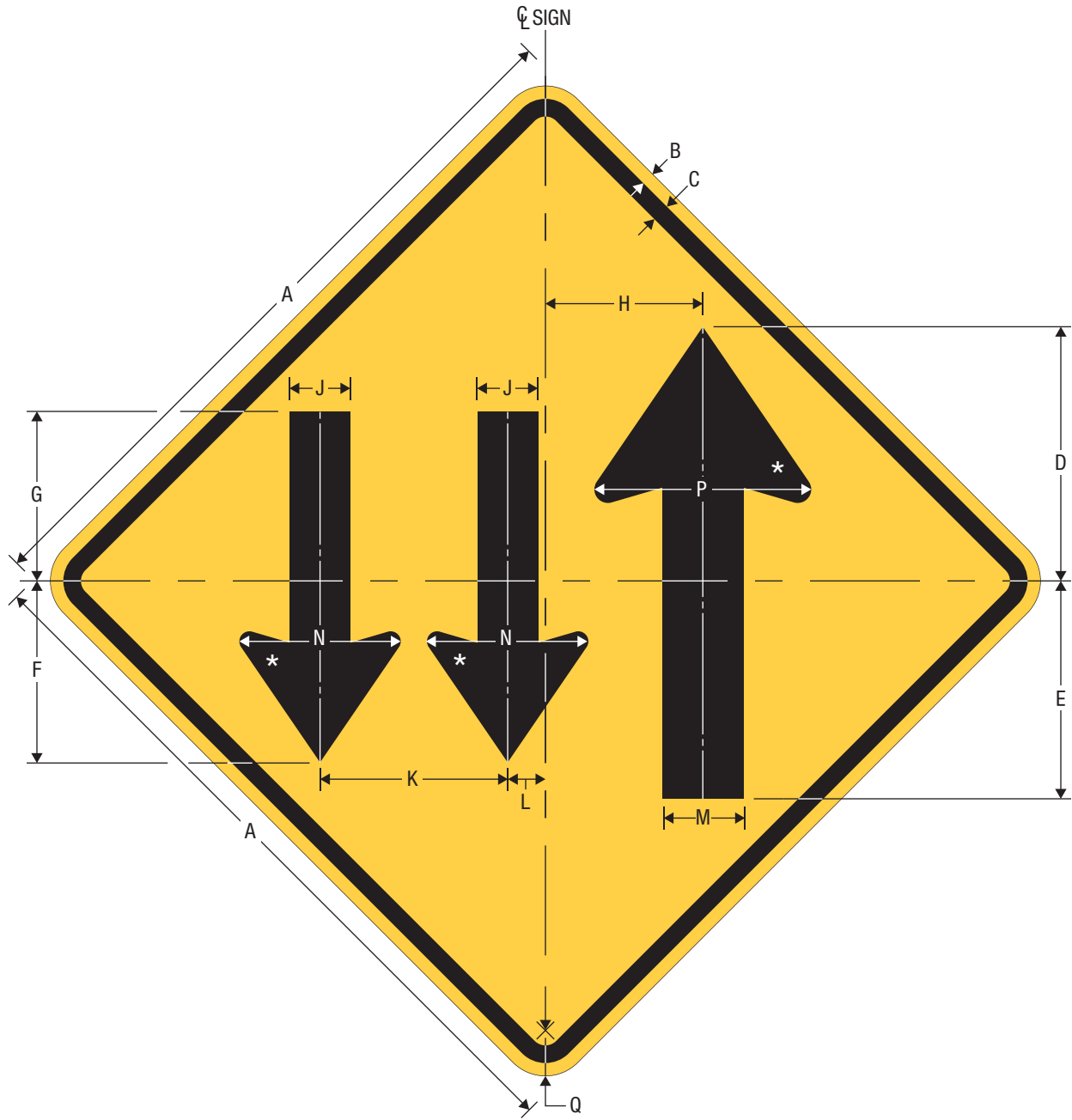


W5-3a
ONE LANE UNDERPASS

* Reduce Spacing 20%.

A	B	C	D	E	F	G	H	J	K	L	M	N
30	0.5	0.75	4 D	2	0.5	4 D*	9.886	3	12.887	14.520	14.520	1.875
36	0.625	0.875	5 C	2.5	0.5	5 C	10.404	3.75	13.205	15.956	15.955	2.25
48	0.75	1.25	7 C	3.25	0.75	7 C	14.565	5	18.487	22.338	22.338	3

COLORS: LEGEND, BORDER — BLACK
BACKGROUND — YELLOW (RETROREFLECTIVE)



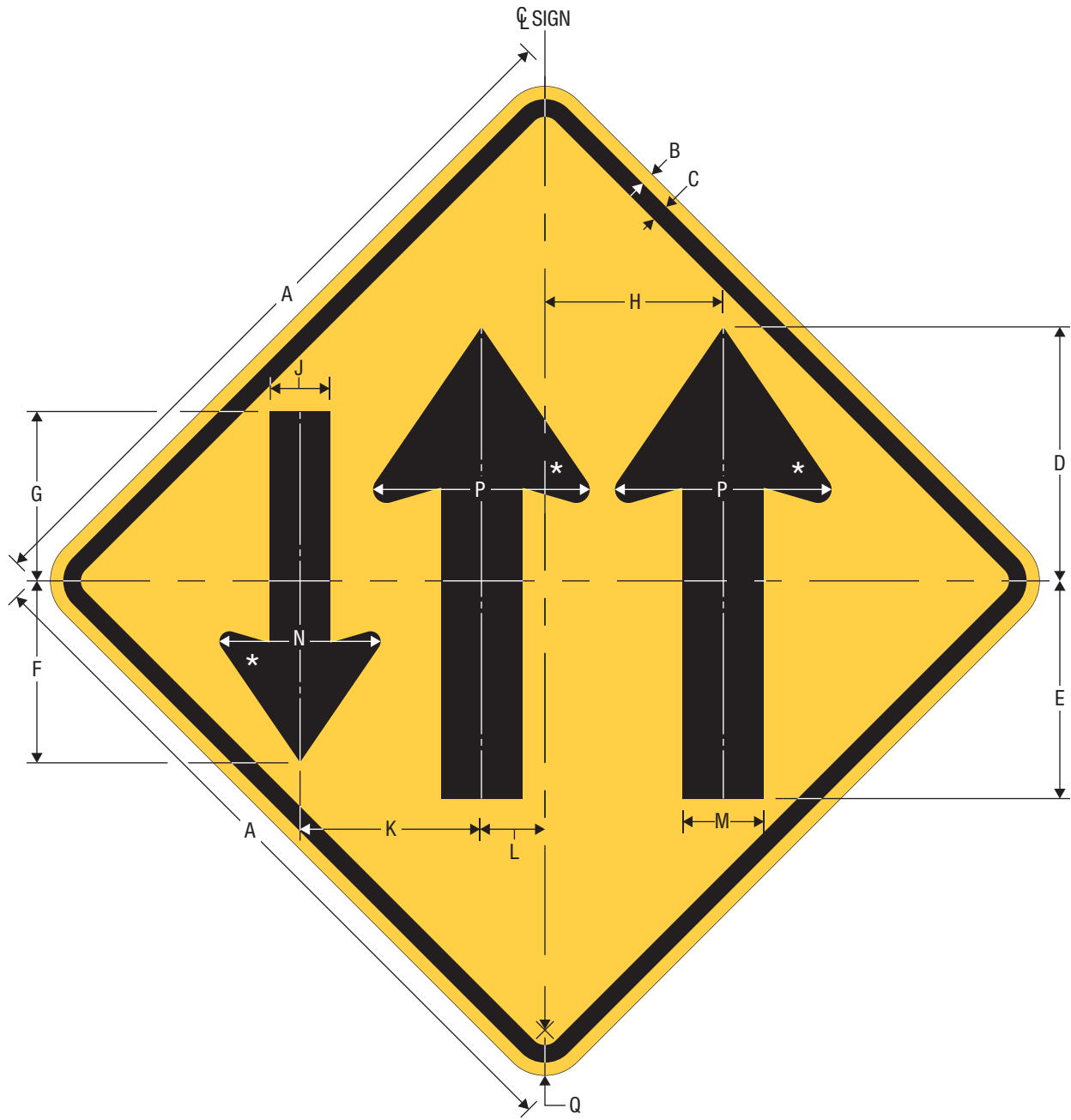
W6-5
TWO-WAY TRAFFIC (3-LANE)

* See page 7-3 for arrow design.

A	B	C	D	E	F	G	H	J	K	L	M	N	P	Q
30	0.5	0.75	10.5	9	7.5	7	6.5	2.531	7.75	1.5	3.375	6.75	9	1.875
36	0.625	0.875	12.6	10.8	9	8.400	7.8	3	9.3	1.8	4.031	8	10.75	2.25
48	0.75	1.25	16.8	14.4	12	11.200	10.4	4.031	12.4	2.4	5.391	10.75	14.375	3

WARNING SIGN
COLORS: LEGEND, BORDER — BLACK
 BACKGROUND — YELLOW (RETROREFLECTIVE)

TTC SIGN
COLORS: LEGEND, BORDER — BLACK
 BACKGROUND — ORANGE (RETROREFLECTIVE)



W6-5a
TWO-WAY TRAFFIC (3-LANE)

* See page 7-3 for arrow design.

A	B	C	D	E	F	G	H	J	K	L	M	N	P	Q
30	0.5	0.75	10.5	9	7.5	7	7.375	2.531	7.5	2.625	3.375	6.75	9	1.875
36	0.625	0.875	12.6	10.8	9	8.4	8.850	3	9	3.150	4.031	8	10.75	2.25
48	0.75	1.25	16.8	14.4	12	11.2	11.800	4.031	11.950	4.25	5.391	10.75	14.375	3

WARNING SIGN
 COLORS: LEGEND, BORDER — BLACK
 BACKGROUND — YELLOW (RETROREFLECTIVE)

TTC SIGN
 COLORS: LEGEND, BORDER — BLACK
 BACKGROUND — ORANGE (RETROREFLECTIVE)



W8-26
ROAD ENDS ADVANCE

A	B	C	D	E	F	G	H
30	0.5	0.75	4 D	3	2.5	1.5	6.705
36	0.625	0.875	5 D	3.5	3.25	1.75	8.382

J	K	L	M	N	P	Q	R
6.705	6.445	6.445	VAR	VAR	2.5	5.202	1.875
8.381	8.057	8.056	VAR	VAR	3	6.503	2.25

COLORS: LEGEND, BORDER — BLACK
BACKGROUND — YELLOW (RETROREFLECTIVE)



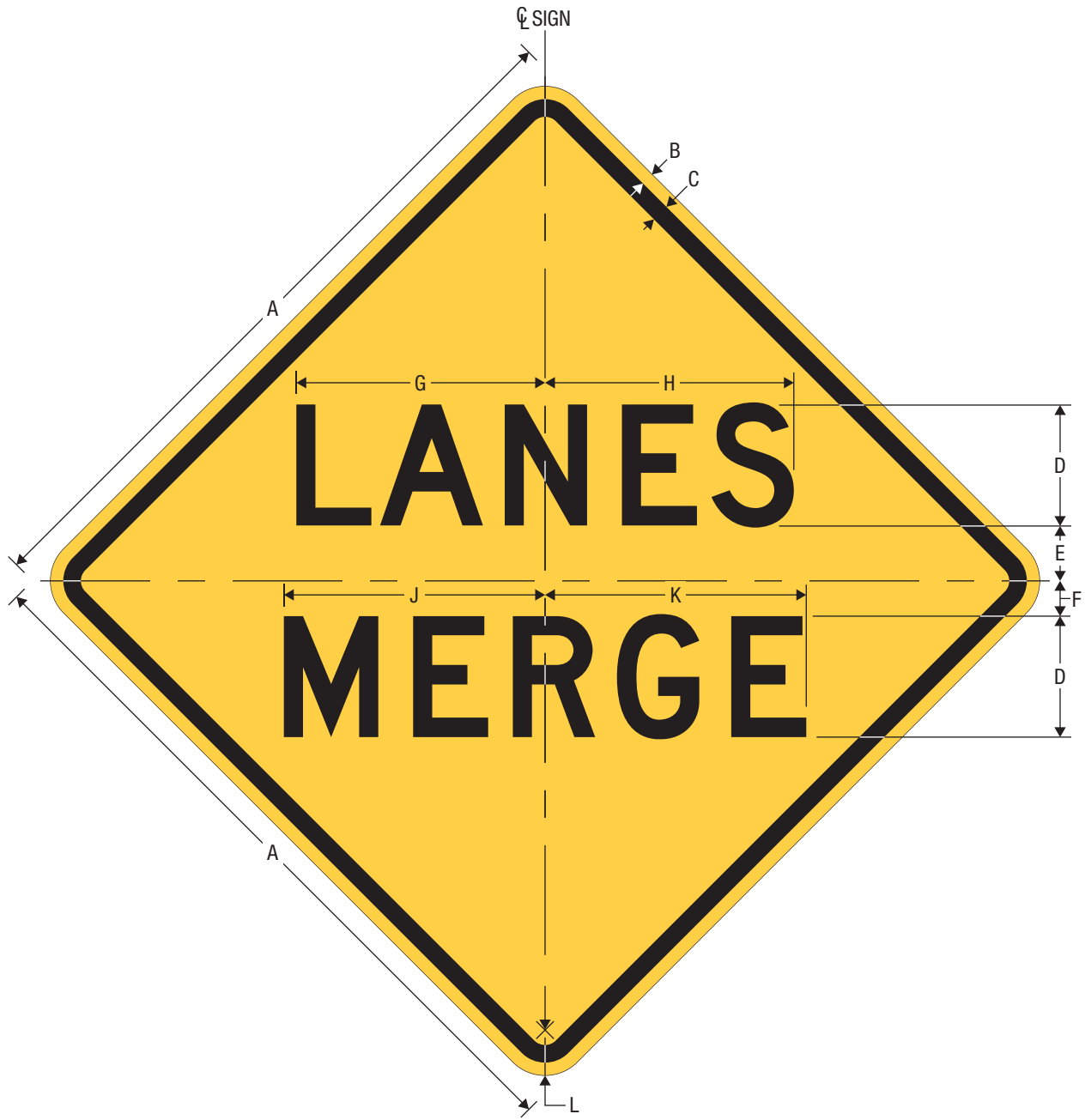
W8-26a
STREET ENDS ADVANCE

* Reduce Spacing 30%.

A	B	C	D	E	F	G	H
30	0.5	0.75	4 D*	3	4 D	2.5	1.5
36	0.625	0.875	5 D*	3.5	5 D	3.25	1.75

J	K	L	M	N	P	Q	R
8.595	6.445	6.445	VAR	VAR	2.5	5.202	1.875
10.744	8.057	8.056	VAR	VAR	3	6.503	2.25

COLORS: LEGEND, BORDER — BLACK
BACKGROUND — YELLOW (RETROREFLECTIVE)



W9-4
LANES MERGE

* Increase Spacing 20%.

A	B	C	D	E	F	G	H	J	K	L
30	0.5	0.75	5 D*	2.25	1.5	10.281	10.281	10.797	10.796	1.875
36	0.625	0.875	6 D*	2.75	1.75	12.338	12.337	12.956	12.955	2.25
48	0.75	1.25	8 D*	3.5	2.5	16.450	16.450	17.274	17.274	3

WARNING SIGN
 COLORS: LEGEND, BORDER — BLACK
 BACKGROUND — YELLOW (RETROREFLECTIVE)

TTC SIGN
 COLORS: LEGEND, BORDER — BLACK
 BACKGROUND — ORANGE (RETROREFLECTIVE)

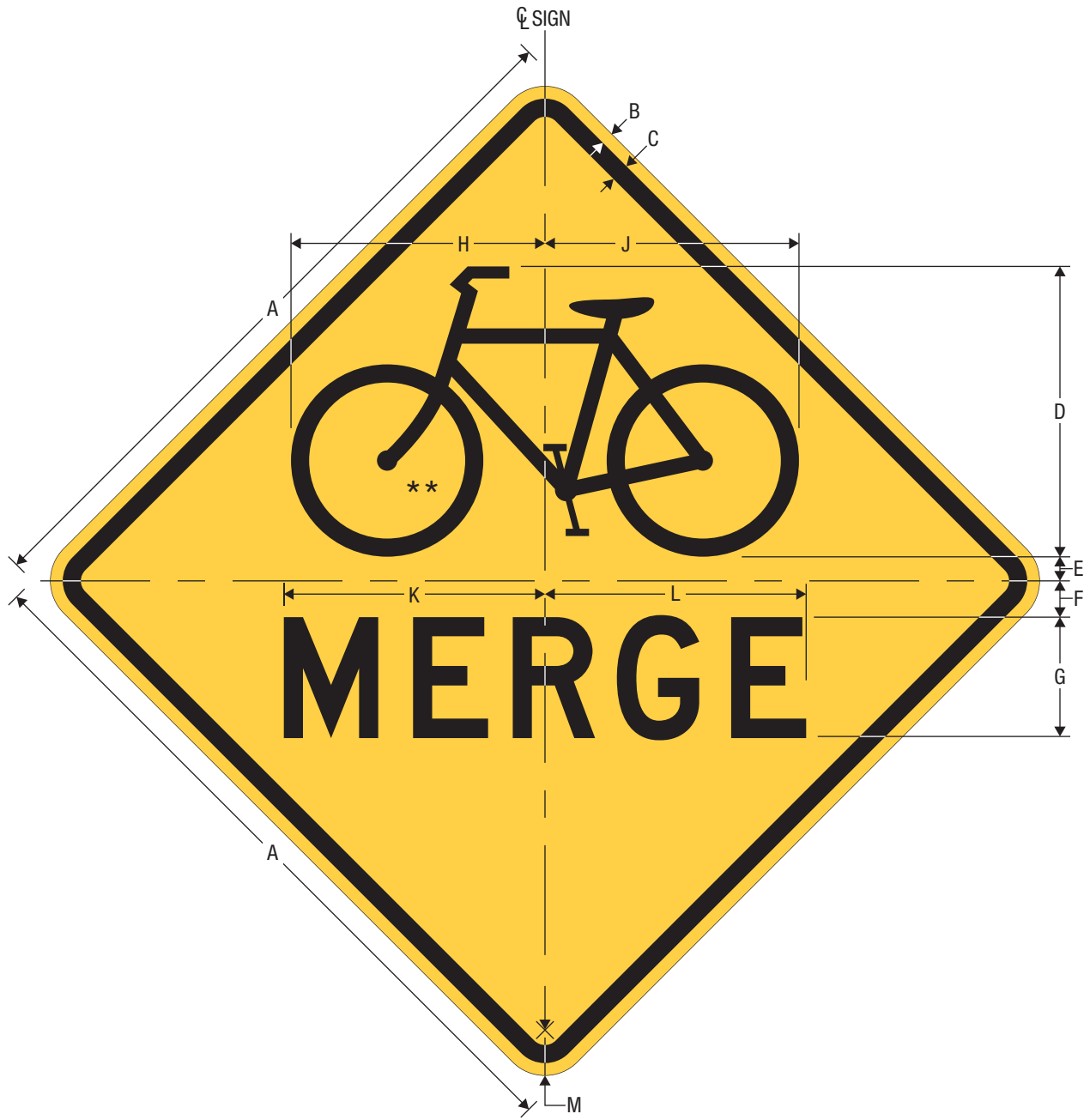


W9-5
BICYCLE LANE ENDS

* See page 8-4 for symbol design.

A	B	C	D	E	F	G	H	J	K	L	M	N	P	Q
30	0.5	0.75	10	2	5 D	1.875	3.125	2.5	8.75	8.055	8.054	8.057	8.056	1.875
36	0.625	0.875	12	2.375	6 D	2.25	3.75	3	10.5	9.666	9.665	9.668	9.667	2.25

COLORS: LEGEND, BORDER — BLACK
BACKGROUND — YELLOW (RETROREFLECTIVE)



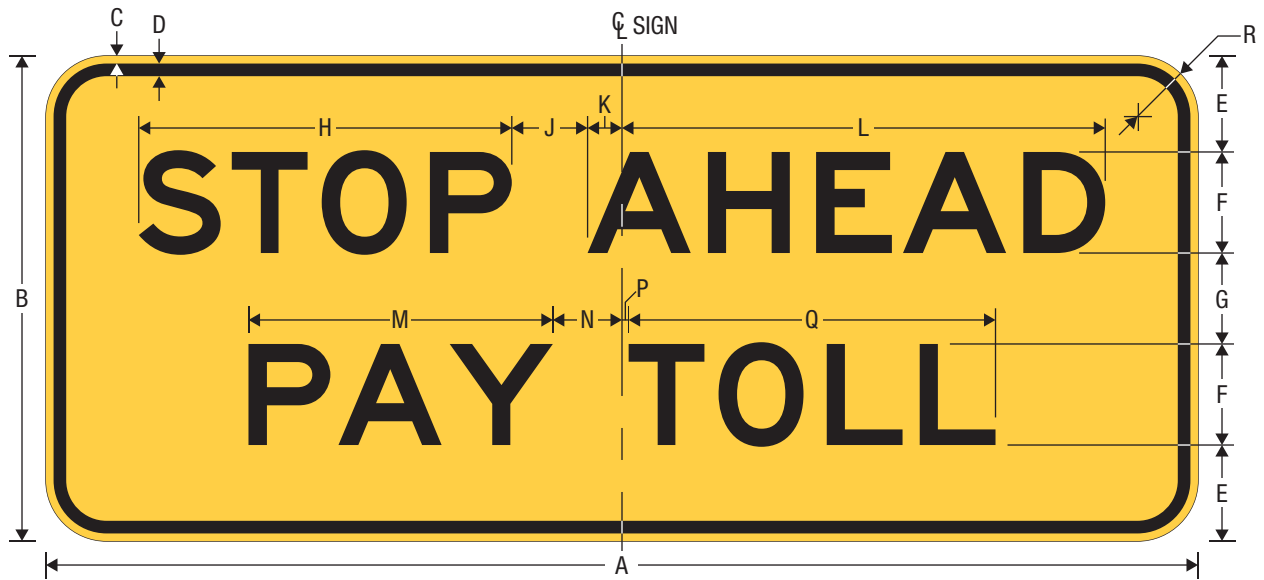
W9-5a
BICYCLES MERGING

* Increase Spacing 20%.
** See page 8-4 for symbol design.

A	B	C	D	E	F	G	H	J	K	L	M
18	0.375	0.625	7.25	0.375	0.75	3 D*	6.345	6.344	6.478	6.478	1.5
30	0.5	0.75	12	1	1.5	5 D*	10.5	10.5	10.797	10.796	1.875
36	0.625	0.875	14	1.25	1.75	6 D*	12.25	12.25	12.956	12.955	2.25

WARNING SIGN
COLORS: LEGEND, BORDER – BLACK
BACKGROUND – YELLOW (RETROREFLECTIVE)

TTC SIGN
COLORS: LEGEND, BORDER – BLACK
BACKGROUND – ORANGE (RETROREFLECTIVE)



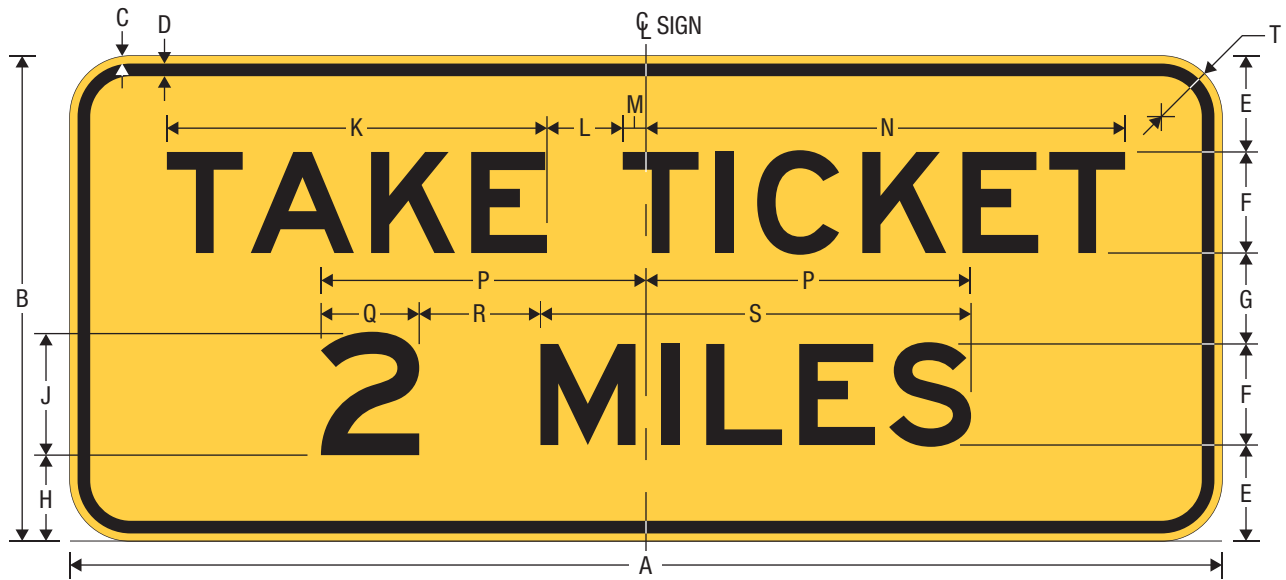
W9-6dP

STOP AHEAD PAY TOLL (PLAQUE)

A	B	C	D	E	F	G	H
114	48	0.75	1.25	9.5	10 E	9	36.915

J	K	L	M	N	P	Q	R
7.5	3.405	47.820	30.120	6.843	0.657	36.305	6

COLORS: LEGEND, BORDER — BLACK
BACKGROUND — YELLOW (RETROREFLECTIVE)

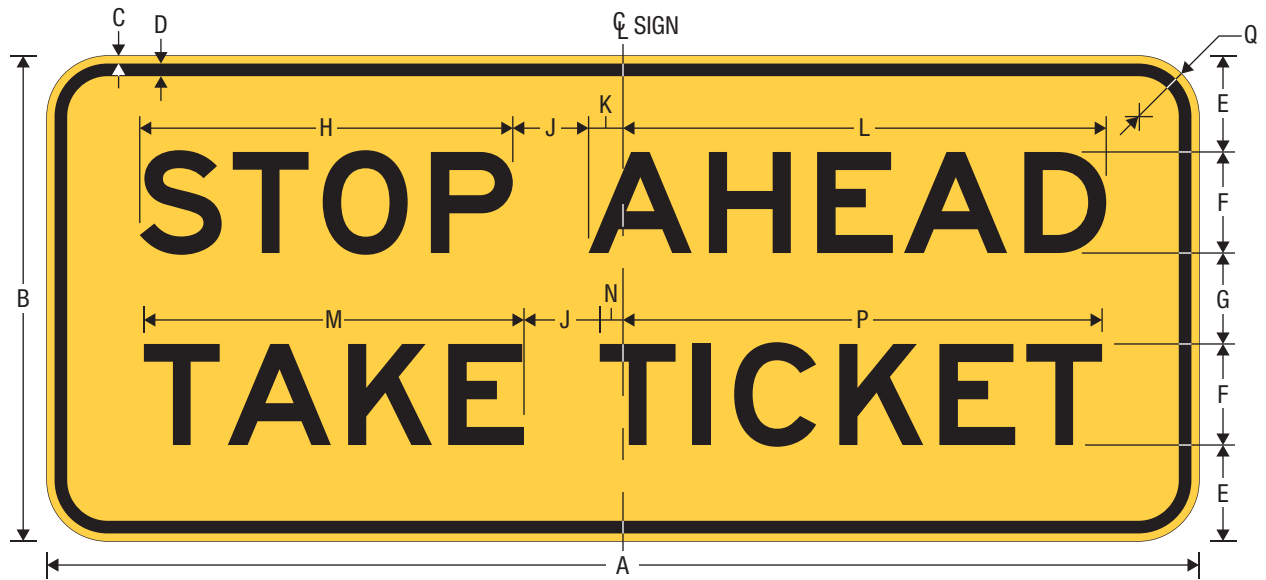


W9-6e
TAKE TICKET XX MILES

A	B	C	D	E	F	G	H	J
114	48	0.75	1.25	9.5	10 E	9	8.5	12 E

K	L	M	N	P	Q	R	S	T
37.613	7.5	2.299	47.411	VAR	VAR	12	VAR	6

COLORS: LEGEND, BORDER – BLACK
BACKGROUND – YELLOW (RETROREFLECTIVE)



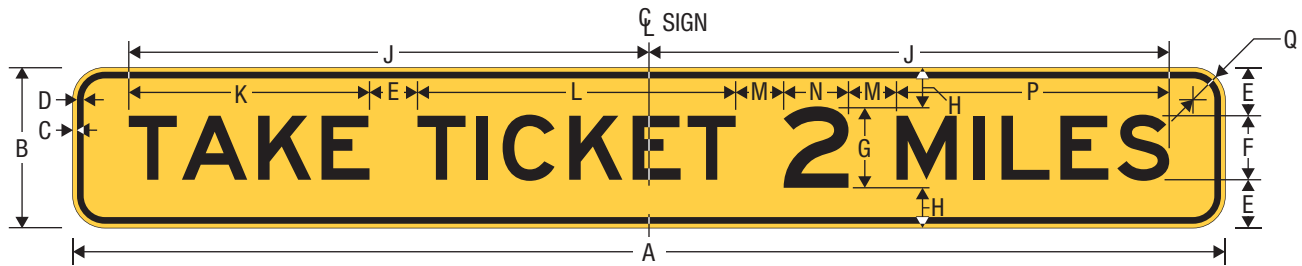
W9-6f

STOP AHEAD TAKE TICKET

A	B	C	D	E	F	G	H
114	48	0.75	1.25	9.5	10 E	9	36.915

J	K	L	M	N	P	Q
7.5	3.405	47.820	37.613	2.299	47.411	6

COLORS: LEGEND, BORDER – BLACK
BACKGROUND – YELLOW (RETROREFLECTIVE)

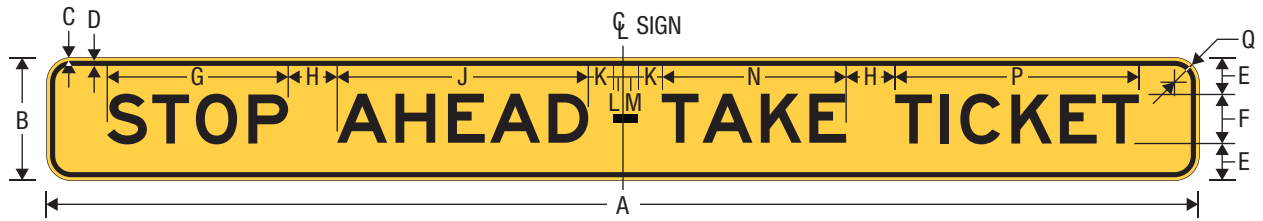


W9-6gP

TAKE TICKET XX MILES (PLAQUE)

A	B	C	D	E	F	G	H	J	K	L	M	N	P	Q
216	30	0.75	1.25	9	12 E	15 E	7.5	VAR	45.135	59.652	VAR	VAR	VAR	6

COLORS: LEGEND, BORDER – BLACK
BACKGROUND – YELLOW (RETROREFLECTIVE)



W9-6hP

STOP AHEAD TAKE TICKET (PLAQUE)

A	B	C	D	E	F	G	H
282	30	0.75	1.25	9	12 E	44.298	12

J	K	L	M	N	P	Q
61.470	6	2.509	3.491	45.135	59.652	6

COLORS: LEGEND, BORDER – BLACK
BACKGROUND – YELLOW (RETROREFLECTIVE)



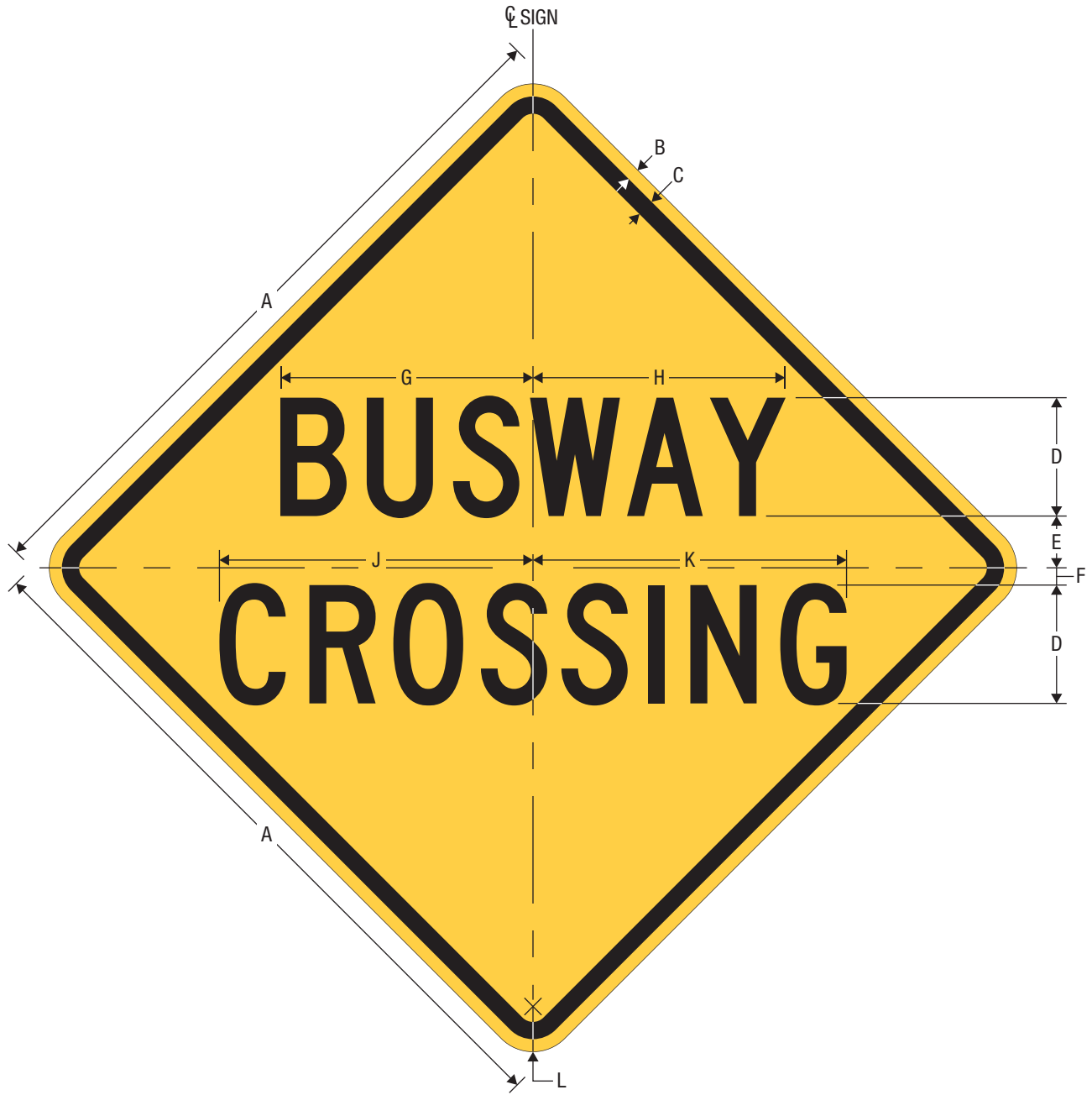
W10-16

ANOTHER TRAIN COMING (BLANK-OUT)

* Increase Spacing 50%.

A	B	C	D	E	F	G	H	J
30	3.75	5 C	5 C*	12.305	12.304	8.240	11.504	11.503

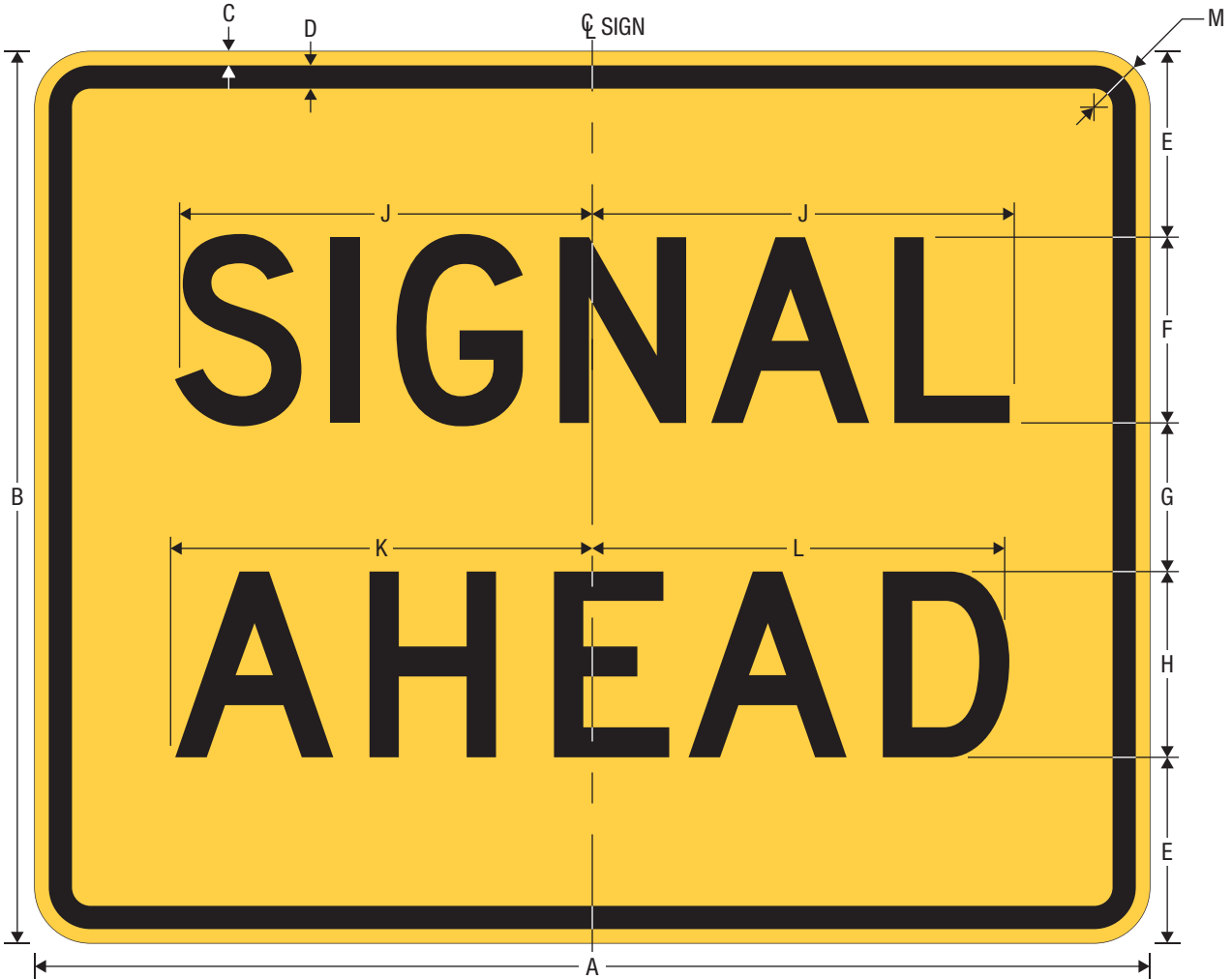
COLORS: LEGEND — YELLOW (ILLUMINATED)
BACKGROUND — BLACK
NO BORDER



W10-21
BUSWAY CROSSING

A	B	C	D	E	F	G	H	J	K	L
30	0.5	0.75	5 C	2.125	0.875	10.680	10.679	13.255	13.254	1.875
36	0.625	0.875	6 C	2.625	0.875	12.816	12.815	15.906	15.905	2.25
48	0.75	1.25	8 C	3.75	1.25	17.087	17.087	21.207	21.207	3

COLORS: LEGEND, BORDER — BLACK
 BACKGROUND — YELLOW (RETROREFLECTIVE) OR
 FLUORESCENT YELLOW-GREEN (RETROREFLECTIVE)



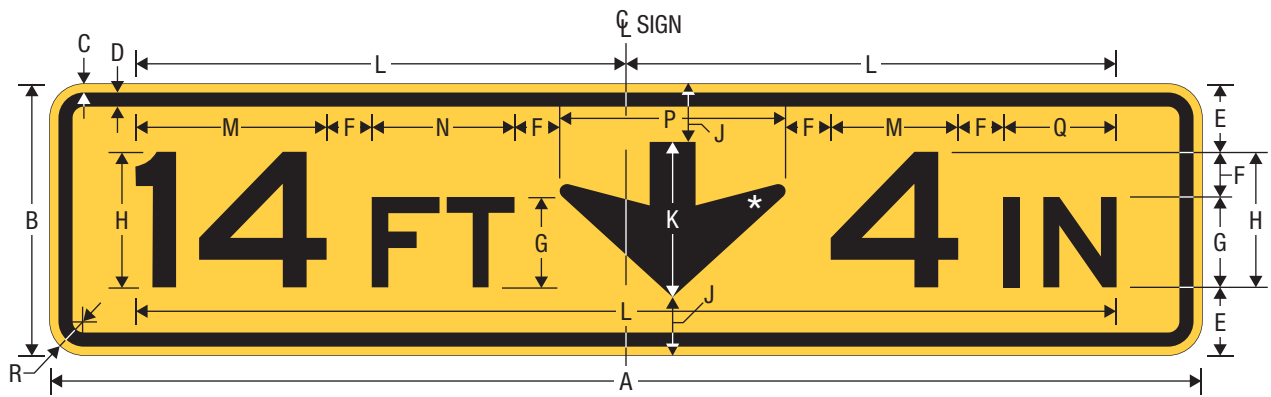
W10-21aP
SIGNAL AHEAD (PLAQUE)

* Reduce Spacing 10%.

** Increase Spacing 30%.

A	B	C	D	E	F	G	H	J	K	L	M
24	18	0.375	0.625	3.375	4 D*	3.25	4 D**	8.984	8.978	8.977	1.5
30	24	0.375	0.625	5	5 D*	4	5 D**	11.230	11.222	11.222	1.5
42	30	0.5	0.75	4.75	8 C*	4.5	8 C**	14.945	14.713	14.713	1.875

COLORS: LEGEND, BORDER — BLACK
BACKGROUND — YELLOW (RETROREFLECTIVE)



W12-2b

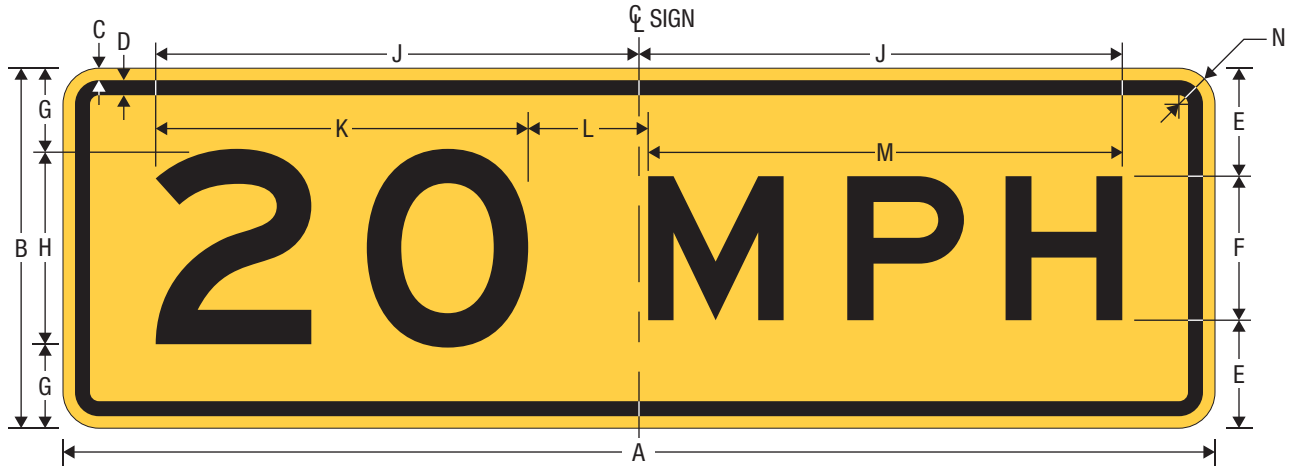
LOW CLEARANCE - LANE OVERHEAD

* See page 7-5 for arrow design.

A	B	C	D	E	F	G	H
102	24	0.75	1.25	6	4	8 E	12 E

J	K	L	M	N	P	Q	R
5.125	13.75	VAR	VAR	12.640	20	10.004	3

COLORS: LEGEND, BORDER — BLACK
BACKGROUND — YELLOW (RETROREFLECTIVE)



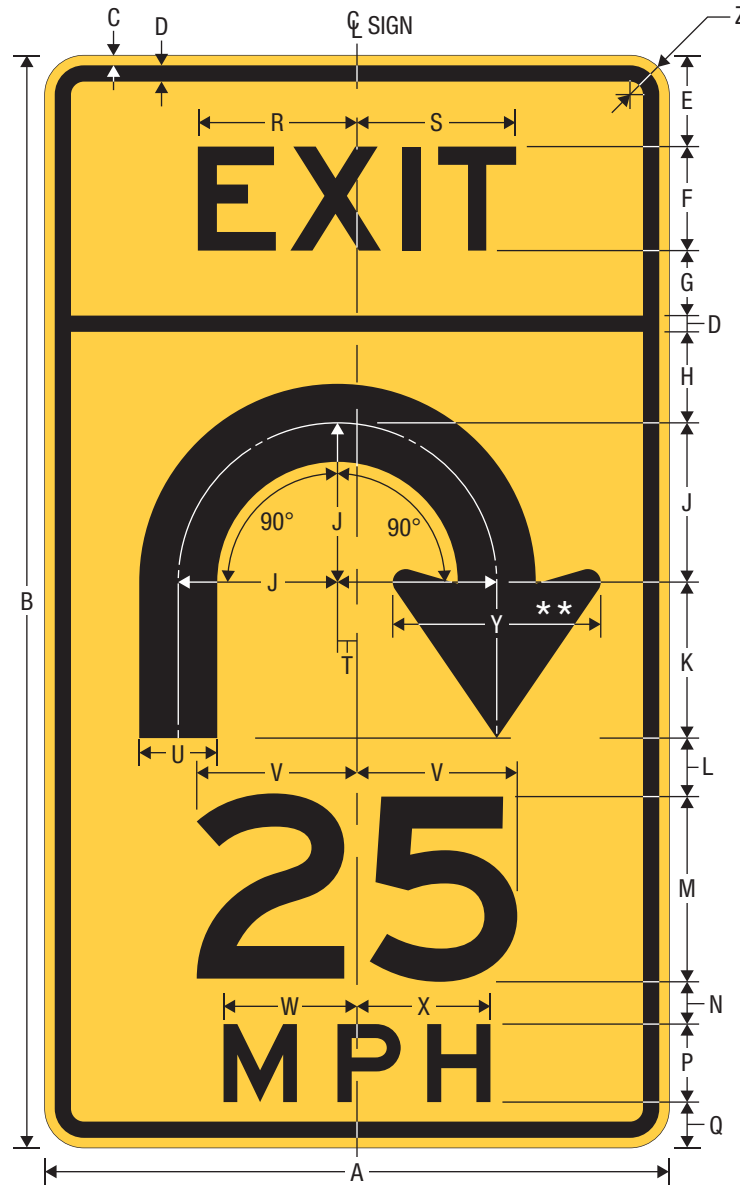
W13-1aP

ADVISORY SPEED CONFIRMATION (PLAQUE)

* Increase Spacing 70%.

A	B	C	D	E	F	G	H	J	K	L	M	N
48	15	0.5	0.625	4.5	6 E*	3.5	8 E*	VAR	VAR	5	19.755	1.5
60	18	0.625	0.75	5.25	7.5 E*	4	10 E*	VAR	VAR	6.25	24.694	1.875
72	24	0.625	0.75	7.5	9 E*	6	12 E*	VAR	VAR	7.5	29.633	1.875

COLORS: LEGEND, BORDER – BLACK
BACKGROUND – YELLOW (RETROREFLECTIVE)



W13-8R

COMBINATION HORIZONTAL ALIGNMENT / ADVISORY EXIT SPEED - 180-DEGREE LOOP



W13-8L

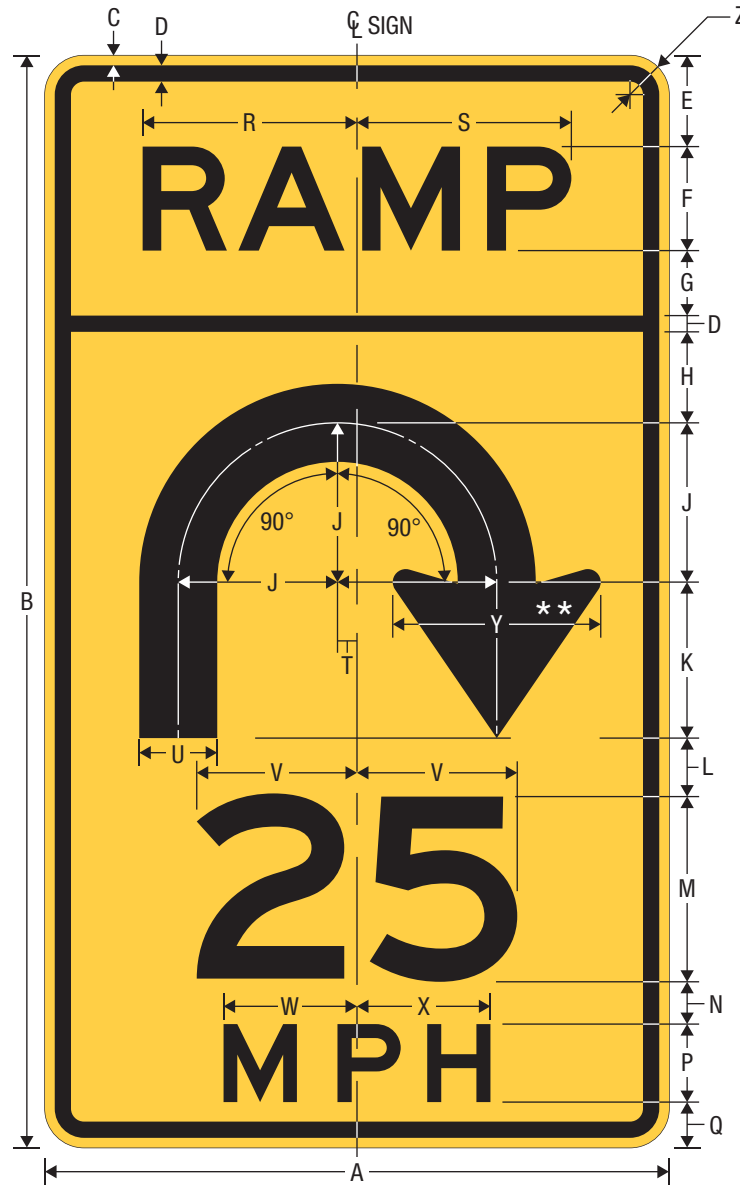
* Increase Spacing 100%.

** See page 7-3 for arrow design.

A	B	C	D	E	F	G	H	J	K	L	M
24	42	0.375	0.625	3.5	4 E	2.5	3.5	6.125	6	2.25	7 E
36	66	0.625	0.875	5.75	6 E	4.25	5.25	9.188	9	4.437	10 E
48	84	0.75	1.25	7	8 E	5	7	12.25	12	4.5	14 E

N	P	Q	R	S	T	U	V	W	X	Y	Z
1.75	3 E*	1.75	6.141	6.141	0.75	3	VAR	5.133	5.132	8	1.5
3.375	4.5 E*	3.375	9.182	9.181	1.125	4.5	VAR	7.699	7.698	12	2.25
3.5	6 E*	3.5	12.242	12.242	1.5	6	VAR	10.265	10.264	16	3

COLORS: LEGEND, BORDER — BLACK
BACKGROUND — YELLOW (RETROREFLECTIVE)



W13-9R

COMBINATION HORIZONTAL ALIGNMENT / ADVISORY RAMP SPEED - 180-DEGREE LOOP



W13-9L

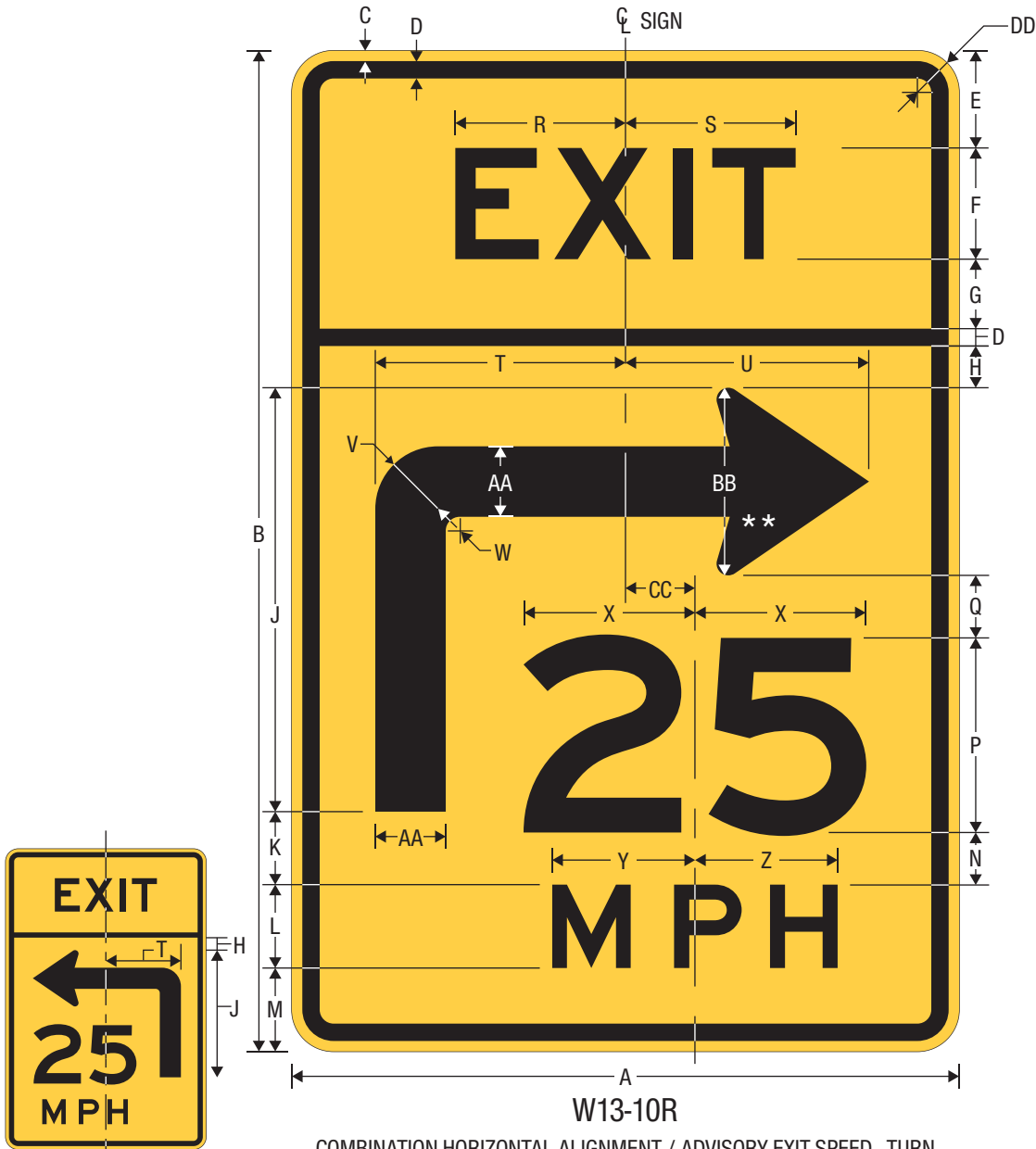
* Increase Spacing 100%.

** See page 7-3 for arrow design.

A	B	C	D	E	F	G	H	J	K	L	M
24	42	0.375	0.625	3.5	4 E	2.5	3.5	6.125	6	2.25	7 E
36	66	0.625	0.875	5.75	6 E	4.25	5.25	9.188	9	4.437	10 E
48	84	0.75	1.25	7	8 E	5	7	12.25	12	4.5	14 E

N	P	Q	R	S	T	U	V	W	X	Y	Z
1.75	3 E*	1.75	8.245	8.244	0.75	3	VAR	5.133	5.132	8	1.5
3.375	4.5 E*	3.375	12.367	12.367	1.125	4.5	VAR	7.699	7.698	12	2.25
3.5	6 E*	3.5	16.489	16.489	1.5	6	VAR	10.265	10.264	16	3

COLORS: LEGEND, BORDER — BLACK
BACKGROUND — YELLOW (RETROREFLECTIVE)



W13-10R
COMBINATION HORIZONTAL ALIGNMENT / ADVISORY EXIT SPEED - TURN

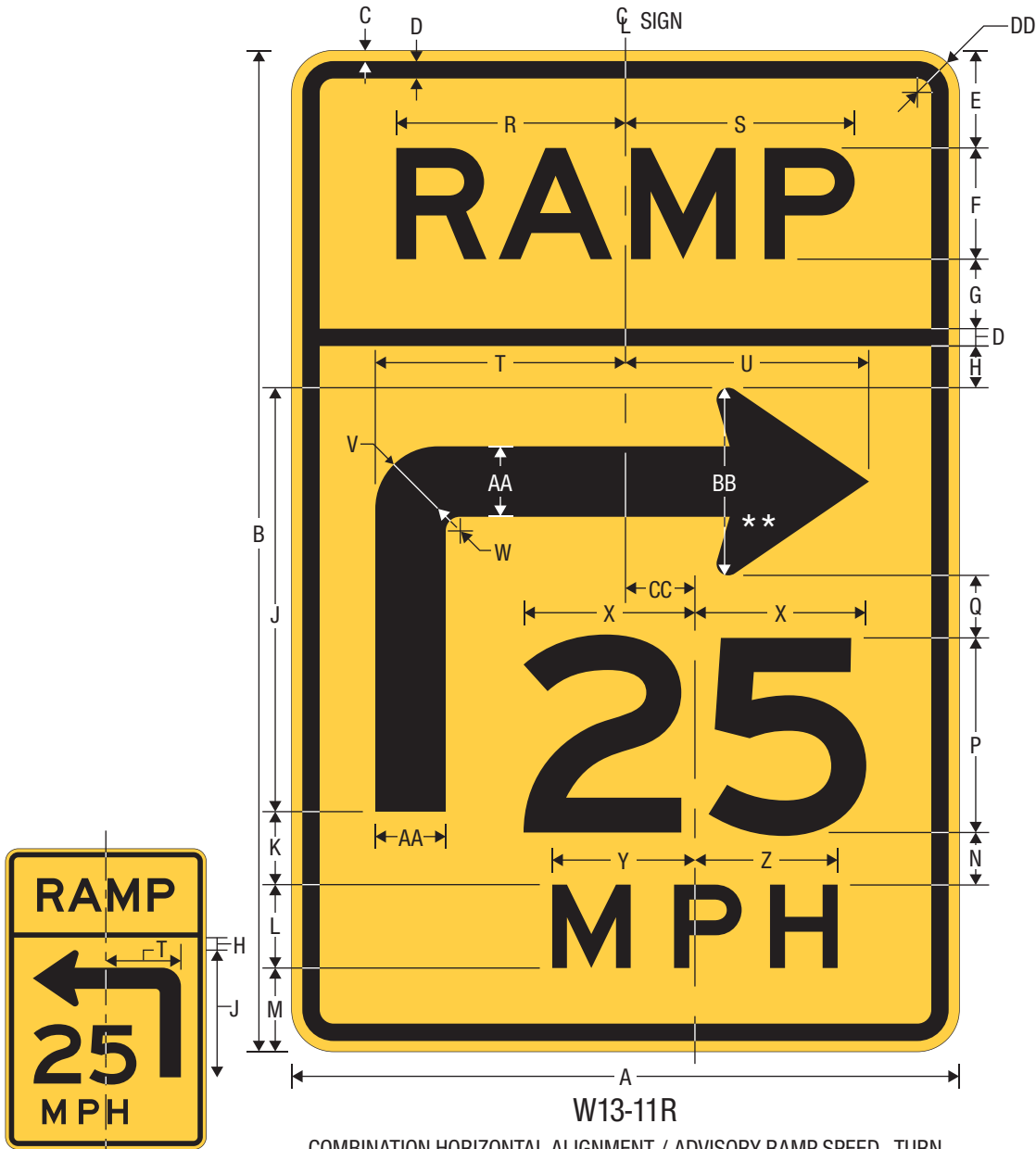
W13-10L

* Increase Spacing 100%.
** See page 7-3 for arrow design.

A	B	C	D	E	F	G	H	J	K	L	M	N	P
24	36	0.375	0.625	3.5	4 E	2.5	1.5	15.25	2.625	3 E*	3	1.875	8 E
36	54	0.625	0.875	5.75	6 E	4.25	2.25	22.875	3.75	4.5 E*	3.75	3.125	10 E
48	72	0.75	1.25	7	8 E	5	3	30.25	6.5	6 E*	5	5	14 E

Q	R	S	T	U	V	W	X	Y	Z	AA	BB	CC	DD
2.25	6.121	6.121	9	8.75	2.25	0.5	VAR	5.133	5.132	2.531	6.75	2.498	1.5
3.375	9.182	9.181	13.625	13.5	3	1	VAR	7.699	7.698	3.797	10.125	3.230	2.25
4.25	12.242	12.242	18.75	16.5	4	1	VAR	10.265	10.264	5.063	13.5	2.288	3

COLORS: LEGEND, BORDER — BLACK
BACKGROUND — YELLOW (RETROREFLECTIVE)



W13-11L

W13-11R

COMBINATION HORIZONTAL ALIGNMENT / ADVISORY RAMP SPEED - TURN

* Increase Spacing 100%.
** See page 7-3 for arrow design.

A	B	C	D	E	F	G	H	J	K	L	M	N	P
24	36	0.375	0.625	3.5	4 E	2.5	1.5	15.25	2.625	3 E*	3	1.875	8 E
36	54	0.625	0.875	5.75	6 E	4.25	2.25	22.875	3.75	4.5 E*	3.75	3.125	10 E
48	72	0.75	1.25	7	8 E	5	3	30.25	6.5	6 E*	5	5	14 E

Q	R	S	T	U	V	W	X	Y	Z	AA	BB	CC	DD
2.25	8.245	8.244	9	8.75	2.25	0.5	VAR	5.133	5.132	2.531	6.75	2.498	1.5
3.375	12.367	12.367	13.625	13.5	3	1	VAR	7.699	7.698	3.797	10.125	3.230	2.25
4.25	16.489	16.489	18.75	16.5	4	1	VAR	10.265	10.264	5.063	13.5	2.288	3

COLORS: LEGEND, BORDER — BLACK
BACKGROUND — YELLOW (RETROREFLECTIVE)



W13-12R

COMBINATION HORIZONTAL ALIGNMENT / ADVISORY EXIT SPEED-TRUCK ROLLOVER



W13-12L

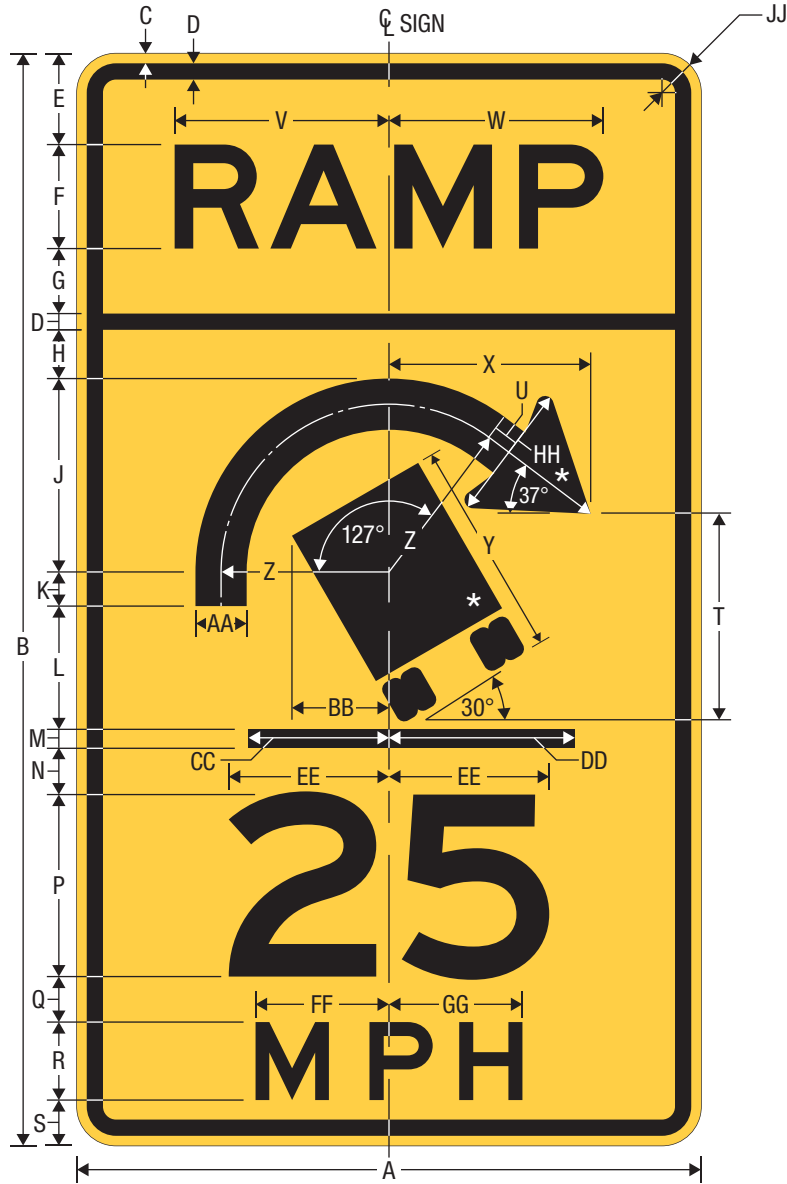
* See pages 3-16 and 8-74 for symbol design.

** Increase Spacing 100%.

A	B	C	D	E	F	G	H	J	K	L	M	N	P	Q	R	S
24	42	0.375	0.625	3.5	4 E	2.5	1.875	7.438	1.313	4.740	0.729	1.780	7 E	1.75	3 E**	1.75
36	66	0.625	0.875	5.75	6 E	4.25	2.813	11.157	1.969	7.109	1.094	3.733	10 E	3.375	4.5 E**	3.375
48	84	0.75	1.25	7	8 E	5	3.75	14.877	2.651	9.479	1.458	3.535	14 E	3.5	6 E**	3.5

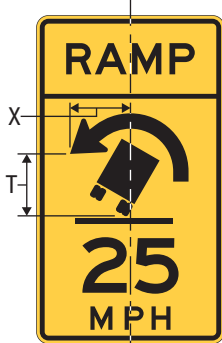
T	U	V	W	X	Y	Z	AA	BB	CC	DD	EE	FF	GG	HH	JJ
7.078	0.954	6.121	6.121	7.757	8.386	6.453	1.969	3.694	5.396	7.146	VAR	5.133	5.132	5.25	1.5
10.617	1.431	9.182	9.181	11.636	12.578	9.680	2.953	5.540	8.094	10.719	VAR	7.699	7.698	7.875	2.25
14.182	1.908	12.242	12.242	15.515	16.770	12.907	3.938	7.387	10.792	14.292	VAR	10.265	10.264	10.5	3

COLORS: LEGEND, BORDER — BLACK
BACKGROUND — YELLOW (RETROREFLECTIVE)



W13-13R

COMBINATION HORIZONTAL ALIGNMENT / ADVISORY RAMP SPEED-TRUCK ROLLOVER



W13-13L

* See pages 3-16 and 8-74 for symbol design.

** Increase Spacing 100%.

A	B	C	D	E	F	G	H	J	K	L	M	N	P	Q	R	S
24	42	0.375	0.625	3.5	4 E	2.5	1.875	7.438	1.313	4.740	0.729	1.780	7 E	1.75	3 E**	1.75
36	66	0.625	0.875	5.75	6 E	4.25	2.813	11.157	1.969	7.109	1.094	3.733	10 E	3.375	4.5 E**	3.375
48	84	0.75	1.25	7	8 E	5	3.75	14.877	2.651	9.479	1.458	3.535	14 E	3.5	6 E**	3.5

T	U	V	W	X	Y	Z	AA	BB	CC	DD	EE	FF	GG	HH	JJ
7.078	0.954	8.245	8.244	7.757	8.386	6.453	1.969	3.694	5.396	7.146	VAR	5.133	5.132	5.25	1.5
10.617	1.431	12.367	12.367	11.636	12.578	9.680	2.953	5.540	8.094	10.719	VAR	7.699	7.698	7.875	2.25
14.182	1.908	16.489	16.489	15.515	16.770	12.907	3.938	7.387	10.792	14.292	VAR	10.265	10.264	10.5	3

COLORS: LEGEND, BORDER — BLACK
BACKGROUND — YELLOW (RETROREFLECTIVE)



W13-20
VEHICLE SPEED FEEDBACK

A	B	C	D	E	F	G	H	J	K
24	30	0.375	0.625	3.75	4 E	2.5	4 E*	3	10***
30	36	0.5	0.75	4.5	5 E	3.25	5 E*	3.25	12.5***
36	48	0.625	0.875	4.75	7 D	3.375	7 D**	3.875	19***
48	60	0.75	1.25	7.5	8 E	5	8 E*	6	20***

L	M	N	P	Q	R	S	T	U
2.75	8.225	8.224	9.557	9.557	10***	VAR***	8 E***	1.5
2.5	10.281	10.280	11.947	11.946	12.5***	VAR***	10 E***	1.875
3	12.329	12.329	14.262	14.261	15***	VAR***	12 E***	2.25
5.5	16.449	16.449	19.114	19.114	20***	VAR***	14 E***	3

- * Increase Spacing 10%.
- ** Increase Spacing 30%.
- *** Changeable message element, approximate dimensions shown. Minor modifications might be necessary to accommodate manufacturer specifications (see MUTCD Section 2C.13, Paragraph 5).

COLORS: LEGEND, BORDER — BLACK
BACKGROUND — YELLOW (RETROREFLECTIVE)



W13-20aP

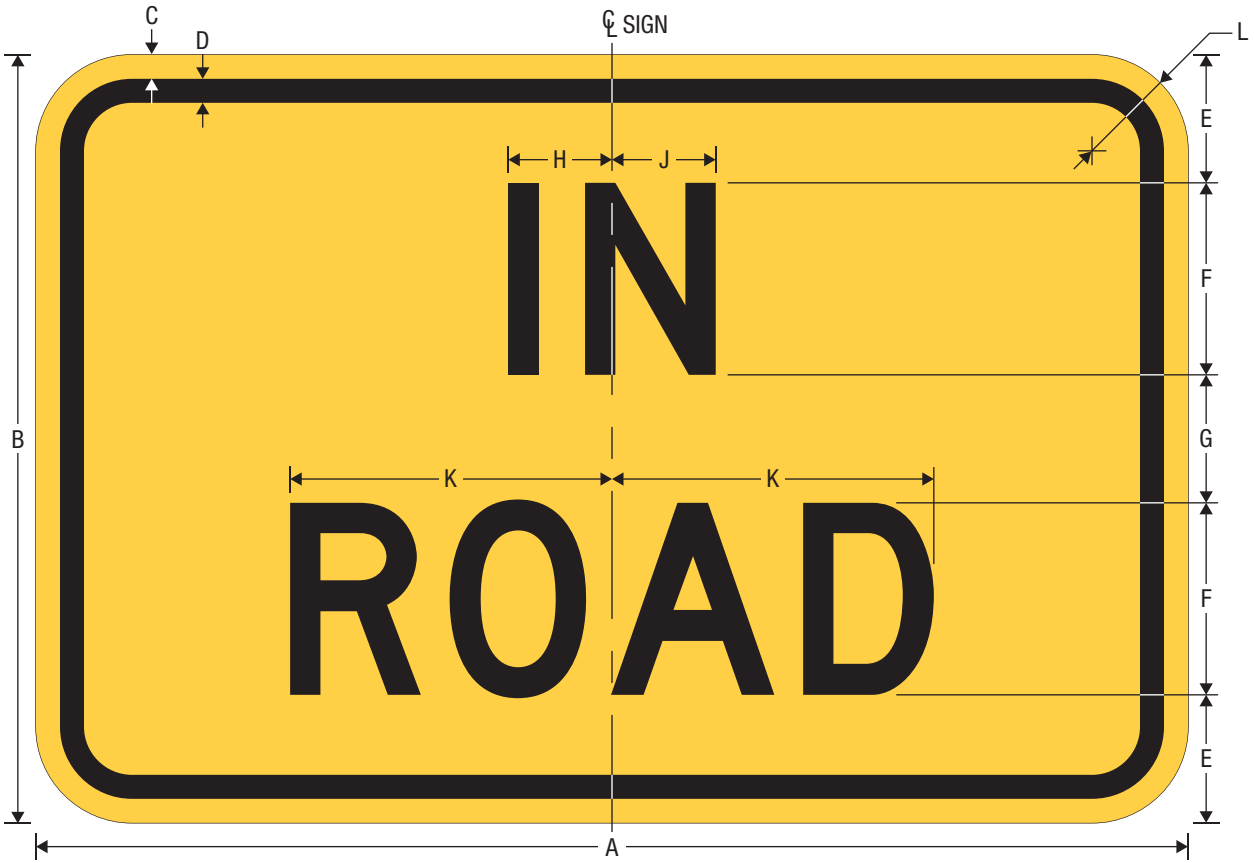
VARIABLE SPEED FEEDBACK (PLAQUE)

- * Reduce Spacing 20%.
- ** Reduce Spacing 30%.
- *** Changeable message element, approximate dimensions shown.
Minor modifications might be necessary to accommodate manufacturer specifications (see MUTCD Section 2C.13, Paragraph 5).

A	B	C	D	E	F	G	H
24	18	0.375	0.5	2.125	3 C*	1.5	10***
30	24	0.375	0.5	3	4 C**	2	13***
36	30	0.5	0.75	3.75	4.75 C*	2.5	15.5***
48	36	0.625	0.875	4.25	6 C*	3	20***

J	K	L	M	N	P	Q	R
1.375	8.349	1.729	0.271	9.808	VAR***	8 E***	1.5
2	10.916	2	-	12.793	VAR***	10 E***	1.5
3.5	13.219	2.375	-	15.529	VAR***	12 E***	1.875
2.75	16.698	3.459	0.541	19.616	VAR***	14 E***	2.25

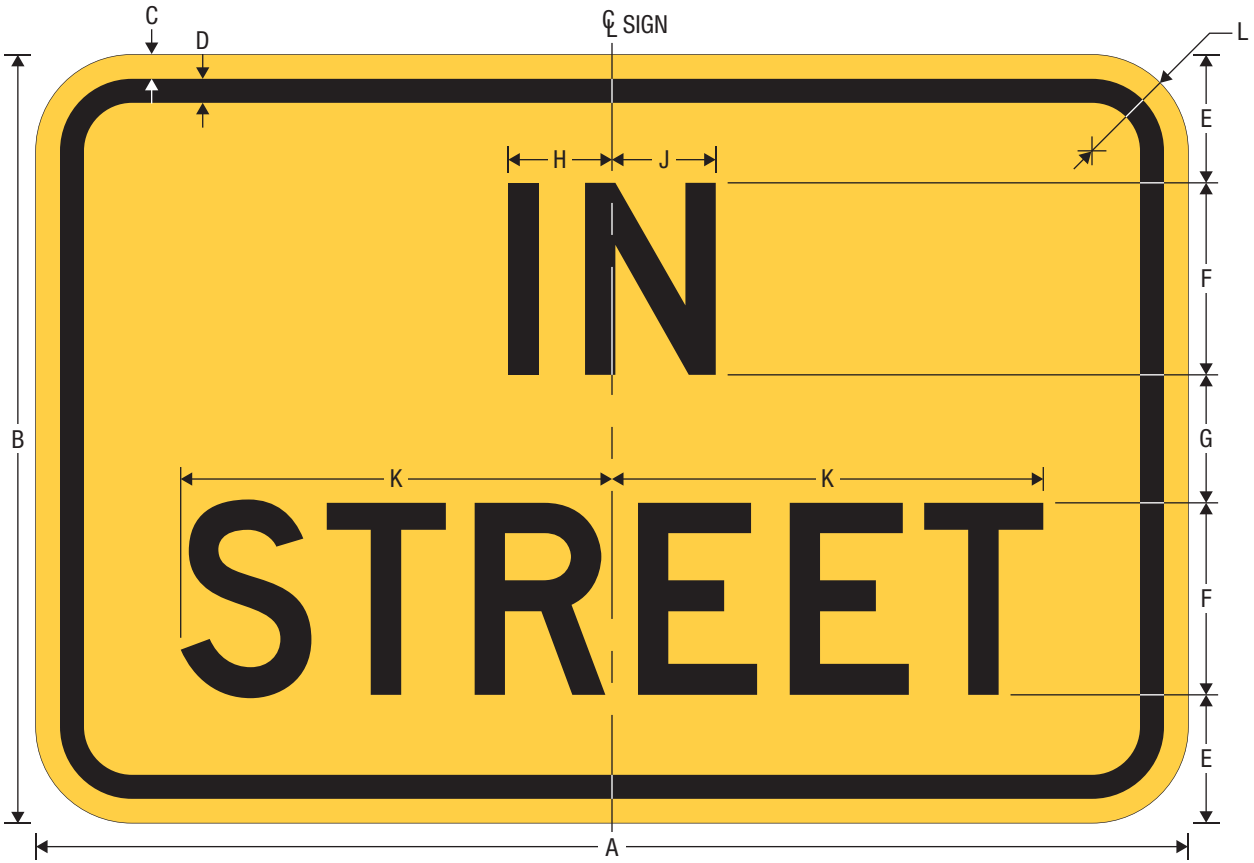
COLORS: LEGEND, BORDER — BLACK
BACKGROUND — YELLOW (RETROREFLECTIVE)



W16-1P
IN ROAD (PLAQUE)

A	B	C	D	E	F	G	H	J	K	L
18	12	0.375	0.375	2	3 D	2	1.621	1.621	5.029	1.5
24	18	0.375	0.625	3.5	4 D	3	2.162	2.161	6.705	1.5

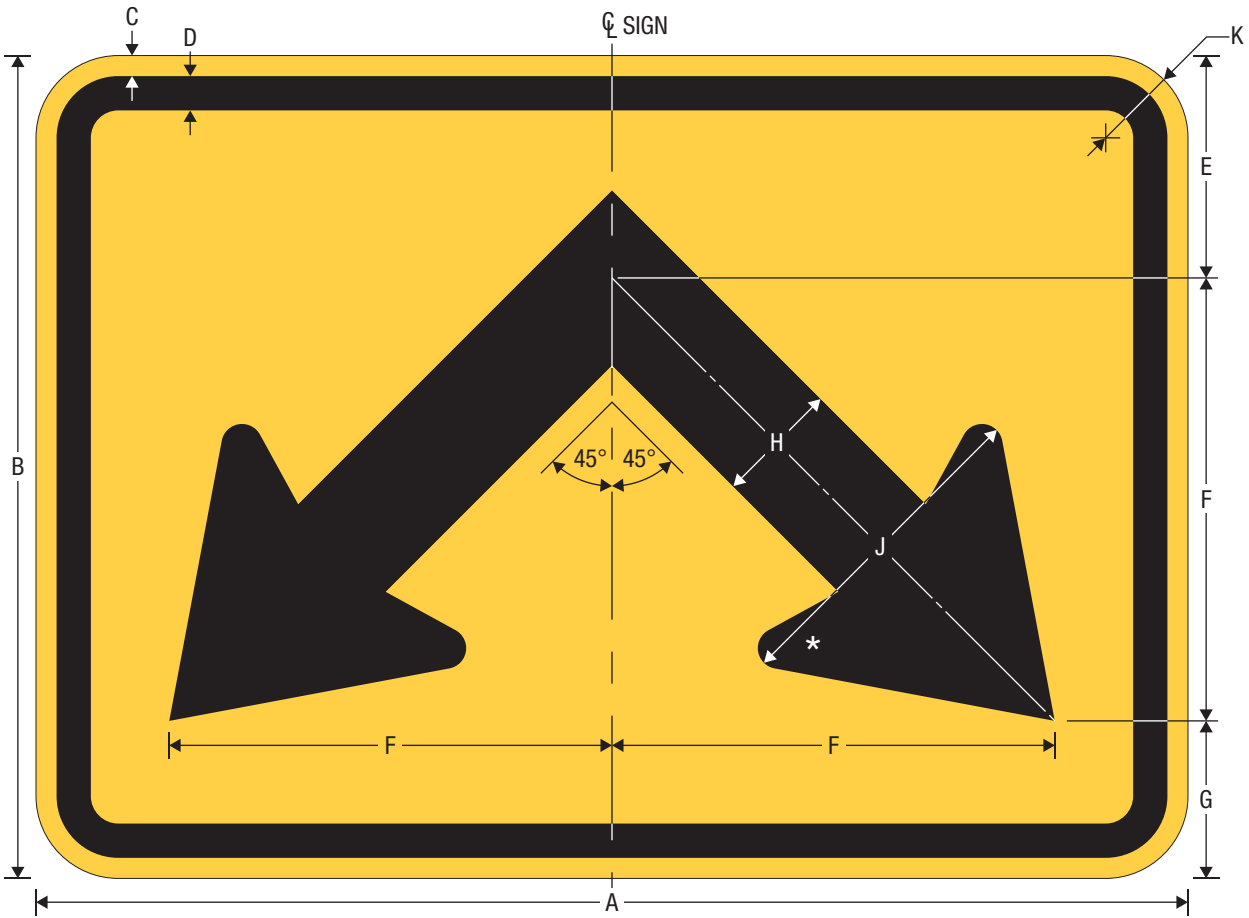
COLORS: LEGEND, BORDER — BLACK
BACKGROUND — YELLOW (RETROREFLECTIVE)



W16-1aP
IN STREET (PLAQUE)

A	B	C	D	E	F	G	H	J	K	L
18	12	0.375	0.375	2	3 D	2	1.621	1.621	6.739	1.5
24	18	0.375	0.625	3.5	4 D	3	2.162	2.161	8.985	1.5

COLORS: LEGEND, BORDER — BLACK
BACKGROUND — YELLOW (RETROREFLECTIVE)



W16-7aP
DUAL DOWNWARD DIAGONAL ARROW (PLAQUE)

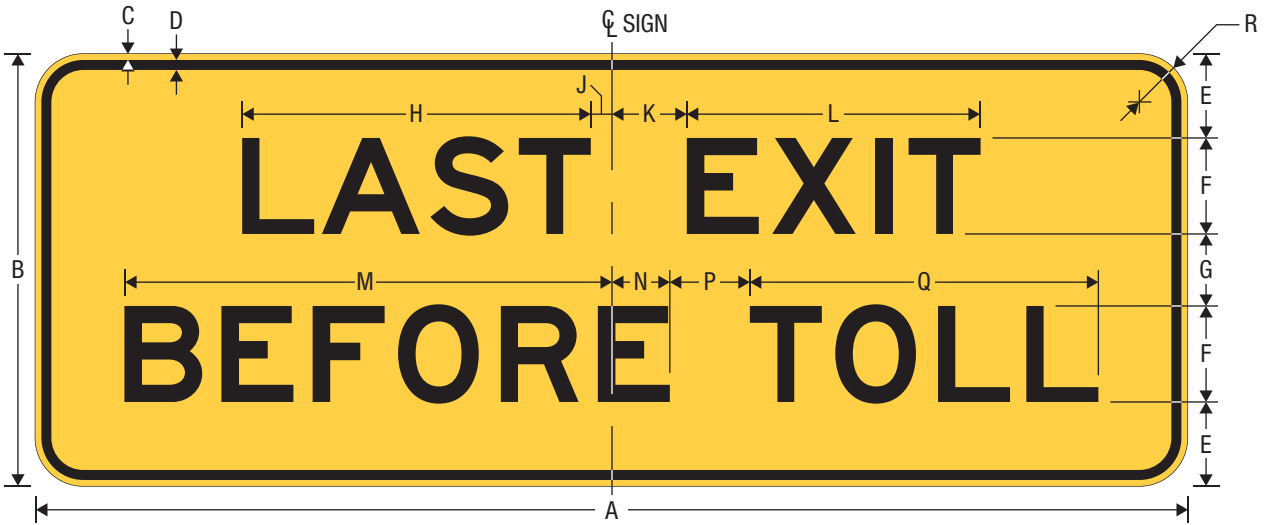
* See page 7-3 for arrow design.

A	B	C	D	E	F	G	H	J	K
12	9	0.375	0.375	2.472	4.653	1.875	1.359	3.625	1.5
21	15	0.375	0.625	4.054	8.071	2.875	2.25	6	1.5
30	21	0.375	0.625	6.121	10.629	4.25	3.188	8.5	1.5

WARNING SIGN

COLORS: LEGEND, BORDER — BLACK

BACKGROUND — YELLOW (RETROREFLECTIVE) OR
FLUORESCENT YELLOW-GREEN (RETROREFLECTIVE)



W16-16aP

LAST EXIT BEFORE TOLL (2-LINE PLAQUE)

A	B	C	D	E	F	G	H
144	54	0.75	1.25	10.5	12 E	9	43.575

J	K	L	M	N	P	Q	R
2.576	9.424	36.726	60.872	7.306	10	43.566	6

COLORS: LEGEND, BORDER — BLACK
BACKGROUND — YELLOW (RETROREFLECTIVE)

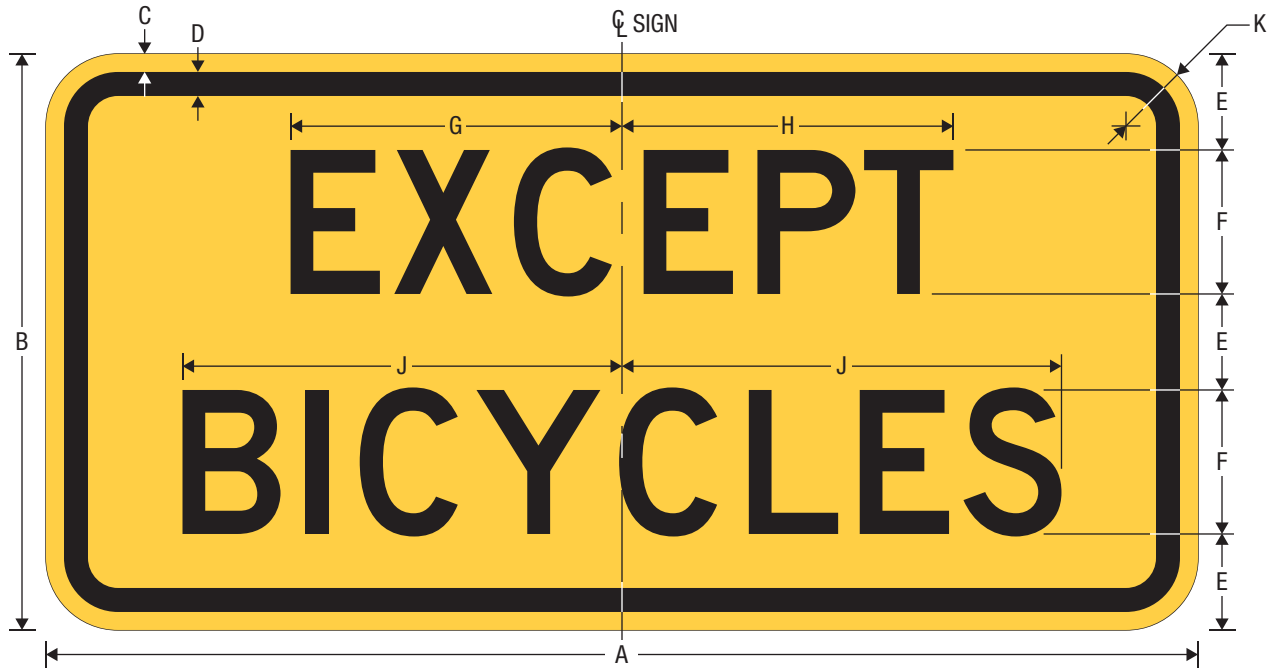


W16-19P
LAST IN CORRIDOR (PLAQUE)

* Reduce Spacing 20%.

A	B	C	D	E	F	G	H	J	K	L	M	N	P
24	18	0.375	0.5	3.5	4 C	3	4 C*	8.263	1.581	3.681	10.356	10.355	1.5

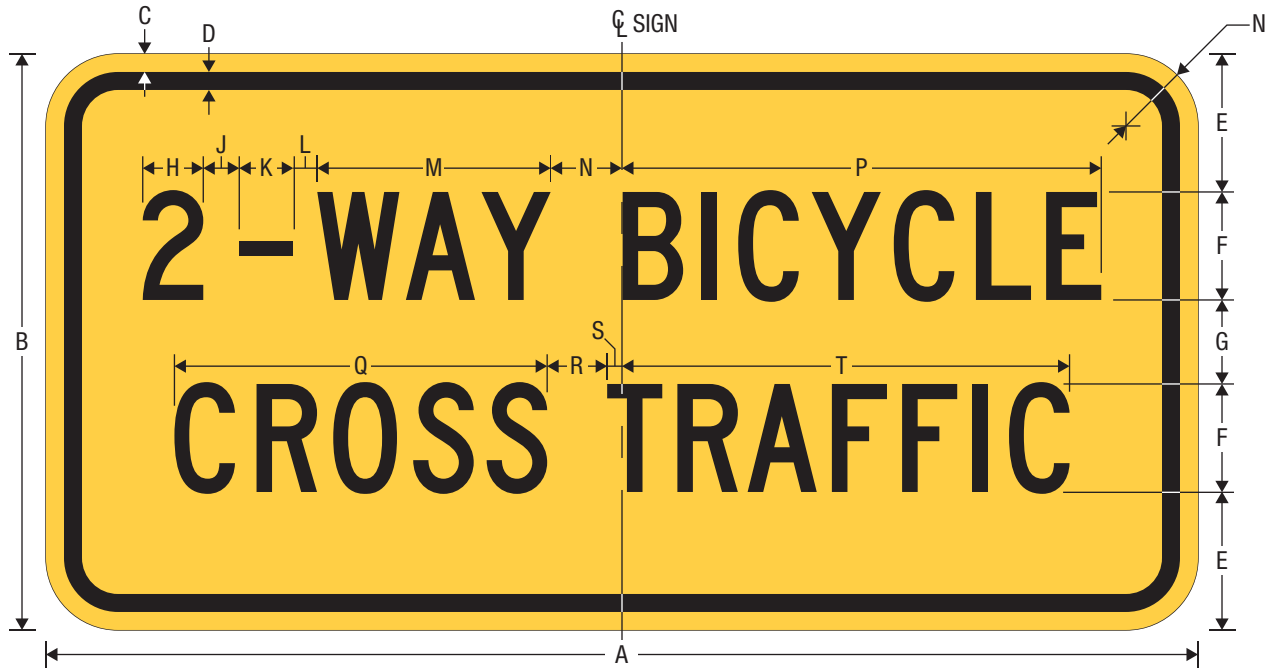
COLORS: LEGEND, BORDER – BLACK
BACKGROUND – YELLOW (RETROREFLECTIVE)



W16-20P
EXCEPT BICYCLES (PLAQUE)

A	B	C	D	E	F	G	H	J	K
24	12	0.375	0.5	2	3 D	6.905	6.904	9.156	1.5

COLORS: LEGEND, BORDER – BLACK
BACKGROUND – YELLOW (RETROREFLECTIVE)



W16-21P

2-WAY BICYCLE CROSS TRAFFIC (PLAQUE)

A	B	C	D	E	F	G	H	J
24	12	0.375	0.375	2.875	2.25 C	1.75	1.261	0.75

K	L	M	N	P	Q	R	S	T
1.125	0.5	4.862	1.5	9.971	7.765	1.25	0.309	9.324

COLORS: LEGEND, BORDER – BLACK
BACKGROUND – YELLOW (RETROREFLECTIVE)



W23-2a
NEW SIGNAL OPERATION AHEAD

A	B	C	D	E	F	G	H	J	K	L	M	N
30	0.5	0.75	4 C	2.5	4.282	4.282	7.643	7.642	11.844	6.753	7.252	1.875
36	0.625	0.875	5 C	3	5.353	5.352	9.553	9.553	14.805	8.503	9.003	2.25
48	0.75	1.25	7 C	4	7.494	7.493	13.375	13.374	20.727	11.755	12.754	3

COLORS: LEGEND, BORDER – BLACK
BACKGROUND – YELLOW (RETROREFLECTIVE)



W26-1
WATCH FOR STOPPED TRAFFIC

* Reduce Spacing 20%.

A	B	C	D	E	F	G	H	J	K	L	M	N	P
30	0.5	0.75	4 C*	2	11.851	1.683	2.75	7.667	9.272	9.271	8.223	8.223	1.875
36	0.625	0.875	5 C*	2.5	14.645	2.273	3.288	9.584	11.590	11.589	10.279	10.279	2.25
48	0.75	1.25	6 C	3.5	18.607	2.222	5	11.855	14.496	14.495	12.845	12.844	3

COLORS: LEGEND, BORDER — BLACK
BACKGROUND — YELLOW (RETROREFLECTIVE)