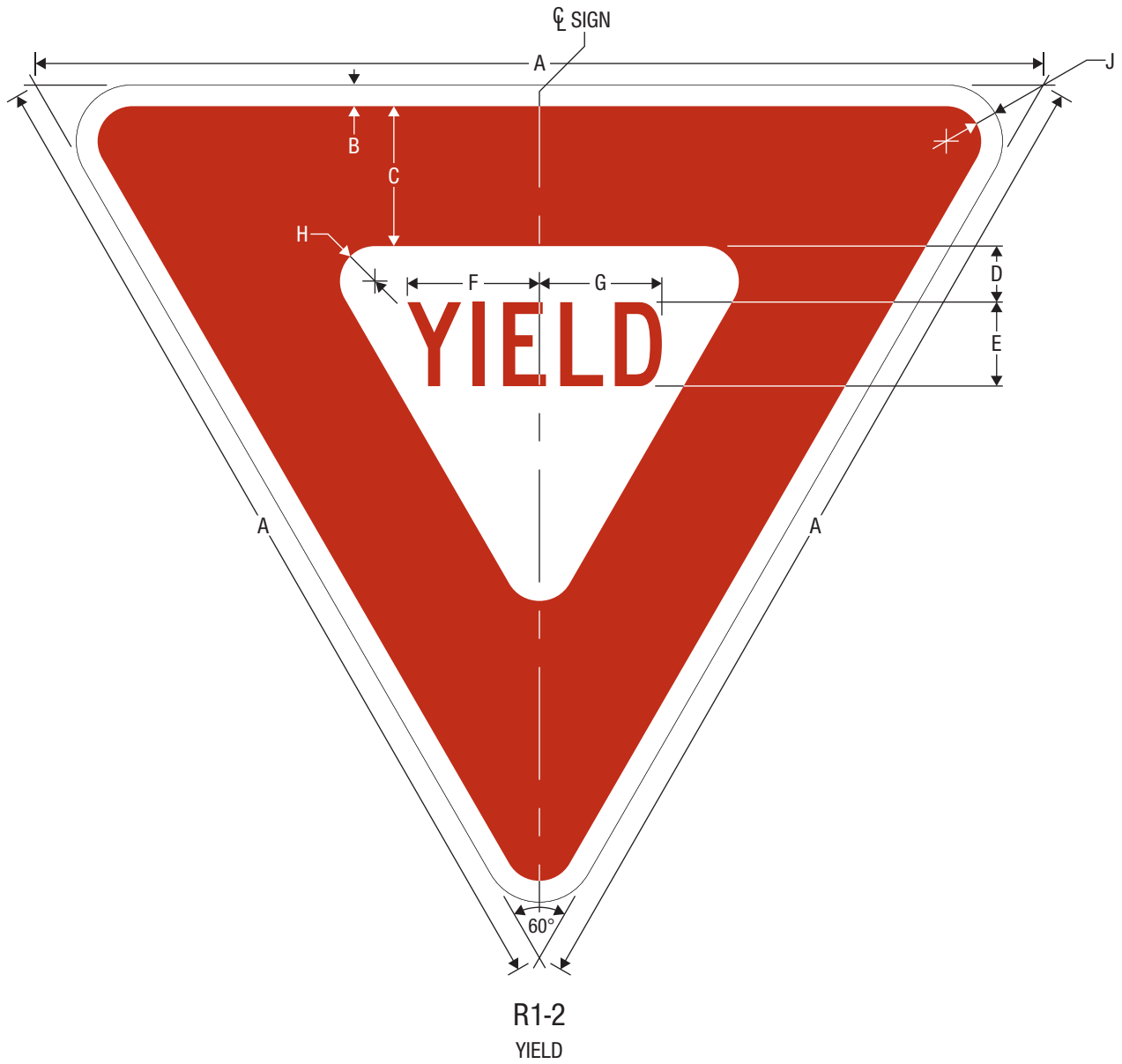


R1-1
STOP

* Reduce Spacing 40%.

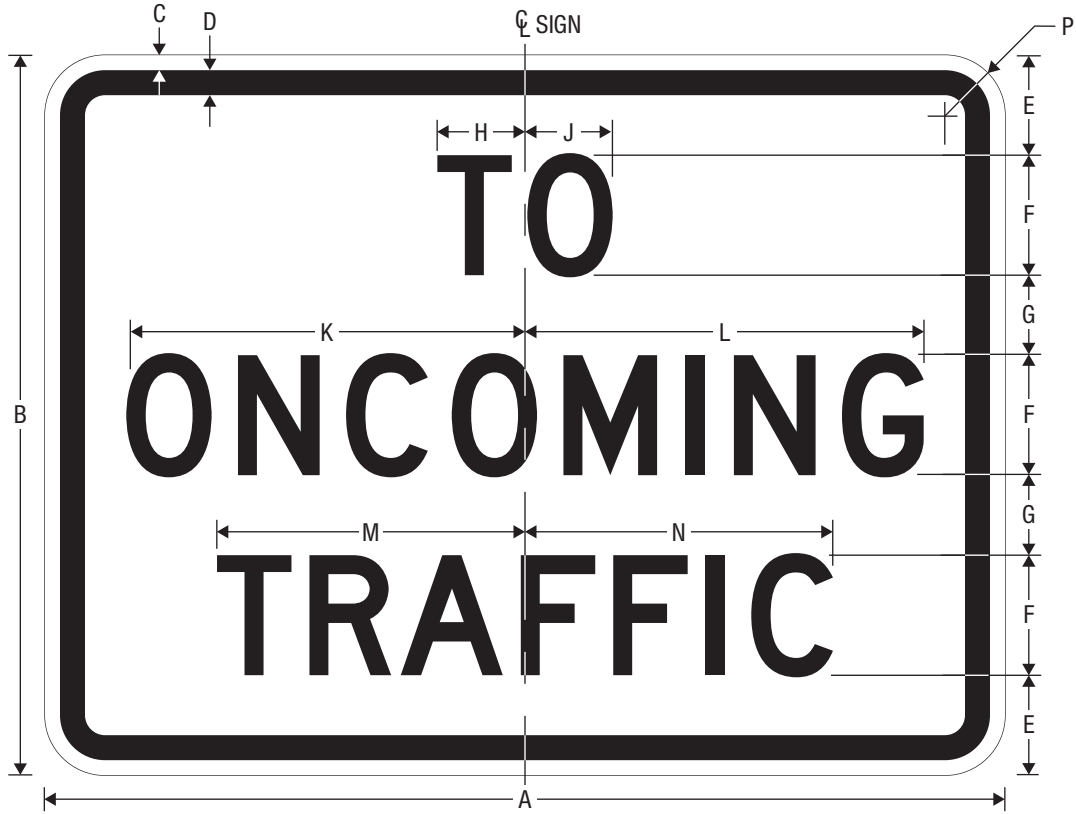
A	B	C	D	E	F	G
18	0.375	6	6 C*	3	7.401	7.456
30	0.75	10	10 C*	5	12.335	12.426
36	0.875	12	12 C*	6	14.802	14.912
48	1.25	16	16 C*	8	19.736	19.882

COLORS: LEGEND, BORDER – WHITE (RETROREFLECTIVE)
BACKGROUND – RED (RETROREFLECTIVE)



A	B	C	D	E	F	G	H	J
18	0.375	2	1	1.5 C	2.372	2.175	0.625	1.5
30	0.625	4	1.75	2.5 C	3.953	3.625	0.875	1.5
36	0.75	5	2	3 C	4.718	4.375	1.25	2
48	1	6	2.75	4 C	6.249	5.875	2	3
60	1.5	8	3.5	5 C	7.905	7.25	2.5	4

COLORS: LEGEND, OUTER BACKGROUND – RED (RETROREFLECTIVE)
INNER BACKGROUND, BORDER – WHITE (RETROREFLECTIVE)

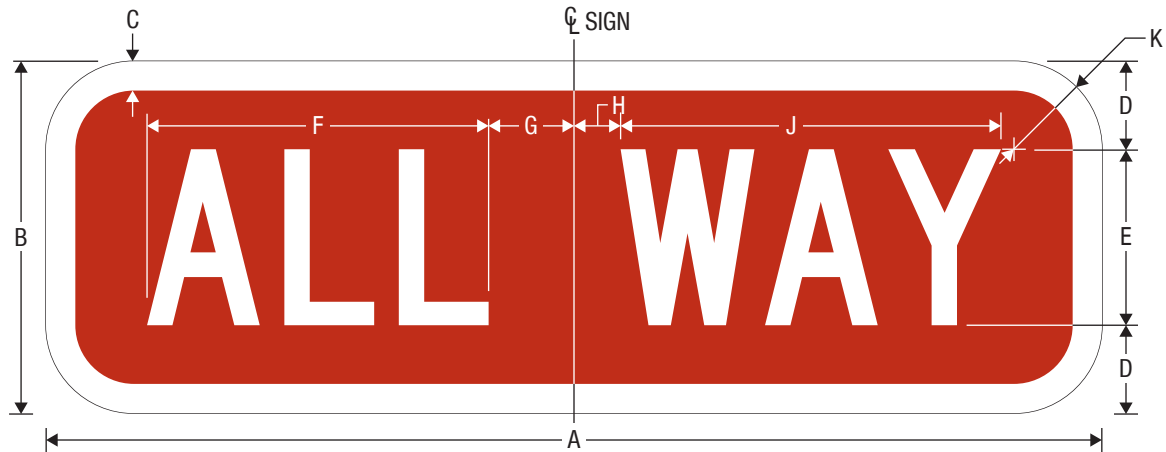


R1-2aP

TO ONCOMING TRAFFIC (PLAQUE)

A	B	C	D	E	F	G	H	J	K	L	M	N	P
24	18	0.375	0.625	2.5	3 D	2	2.191	2.191	9.967	9.967	7.699	7.699	1.5
36	30	0.5	0.75	5.25	4.5 D	3	3.287	3.286	14.950	14.950	11.549	11.548	1.875
48	36	0.625	0.875	5	6 D	4	4.383	4.382	19.934	19.933	15.399	15.398	2.25

COLORS: LEGEND, BORDER – BLACK
BACKGROUND – WHITE (RETROREFLECTIVE)

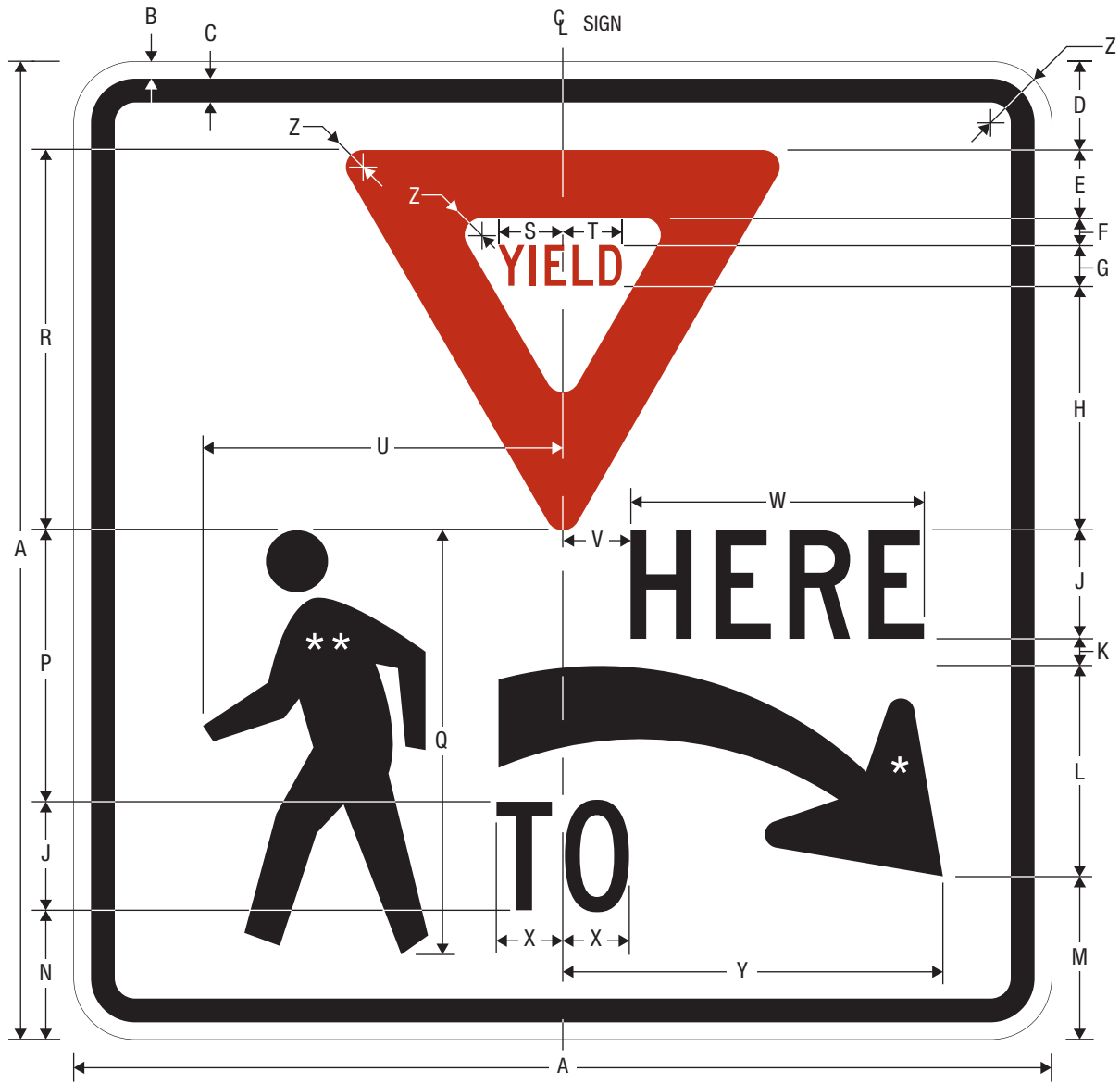


R1-3P
ALL-WAY (PLAQUE)

* Reduce Spacing 50%.

A	B	C	D	E	F	G	H	J	K
18	6	0.5	1.5	3 C	5.822	1.455	0.795	6.483	1.5
30	12	0.75	3	6 C*	10.805	2.401	0.599	12.606	1.875

COLORS: LEGEND, BORDER — WHITE
BACKGROUND — RED (RETROREFLECTIVE)



R1-5R

YIELD HERE TO PEDESTRIANS



R1-5L

* See page 7-7 for detail.

** See page 8-7 for symbol design.

A	B	C	D	E	F	G	H	J	K	L	M	N
36	0.625	0.875	3.25	2	1	1.5 C	9.5	4 C	1	7.75	6	4.75

P	Q	R	S	T	U	V	W	X	Y	Z	AA
10	15.625	14	2.372	2.175	13.25	2.5	10.804	2.441	14	0.625	2.25

COLORS: LEGEND, BORDER

BACKGROUND, YIELD SIGN INNER BACKGROUND

YIELD SIGN LEGEND AND OUTER BACKGROUND

— BLACK (RETROREFLECTIVE)

— WHITE (RETROREFLECTIVE)

— RED (RETROREFLECTIVE)



R1-5bR

STOP HERE FOR PEDESTRIANS



R1-5bL

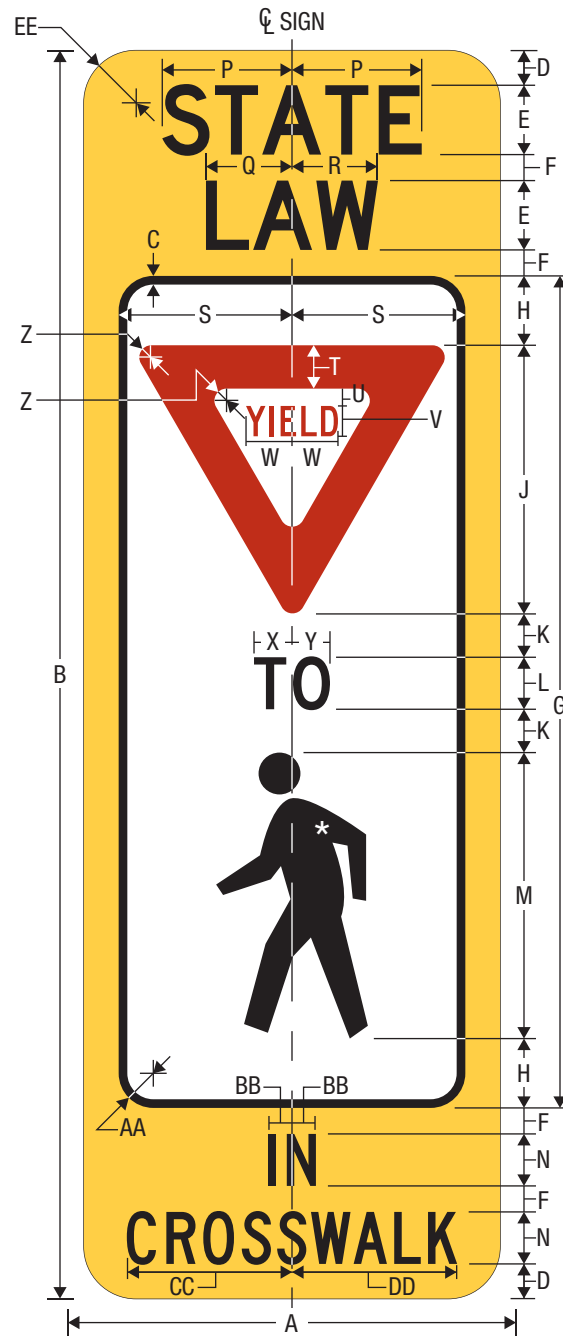
* See page 7-7 for detail.

** See page 8-7 for symbol design.

A	B	C	D	E	F	G	H	J	K	L	M
36	0.625	0.875	3	4.25	4.5 C	1.25	4 C	1	7.75	6	4.75

N	P	Q	R	S	T	U	V	W	X	Y	Z
10	15.625	13	5.385	5.920	13.25	2.5	10.804	3.962	3.961	14	2.25

COLORS: LEGEND, BORDER — BLACK
 BACKGROUND, STOP SIGN LEGEND — WHITE (RETROREFLECTIVE)
 STOP SIGN BACKGROUND — RED (RETROREFLECTIVE)



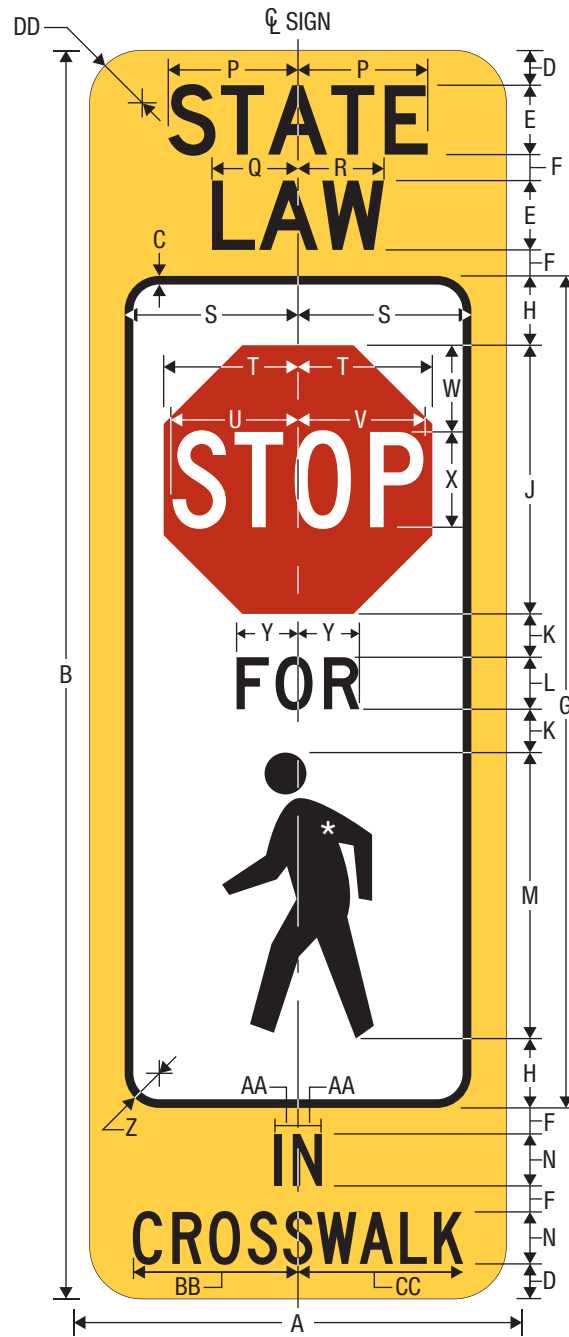
R1-6
IN-STREET PEDESTRIAN CROSSING - YIELD

* See page 8-7 for symbol design.

A	B	C	D	E	F	G	H	J	K	L	M	N	P	Q
12	36	0.25	1	2 D	0.75	24	2	7.75	1.25	1.5 D	8.25	1.5 C	3.742	2.482

R	S	T	U	V	W	X	Y	Z	AA	BB	CC	DD	EE
2.481	5	1.25	0.625	0.875 C	1.326	1.096	1.095	0.350	1	0.690	4.765	4.764	1.5

- COLORS: LEGEND, INNER BORDER — BLACK
 INNER BACKGROUND — WHITE (RETROREFLECTIVE)
 OUTER BACKGROUND — YELLOW or FLUORESCENT YELLOW-GREEN (RETROREFLECTIVE)
 YIELD SIGN LEGEND AND OUTER BACKGROUND — RED (RETROREFLECTIVE)



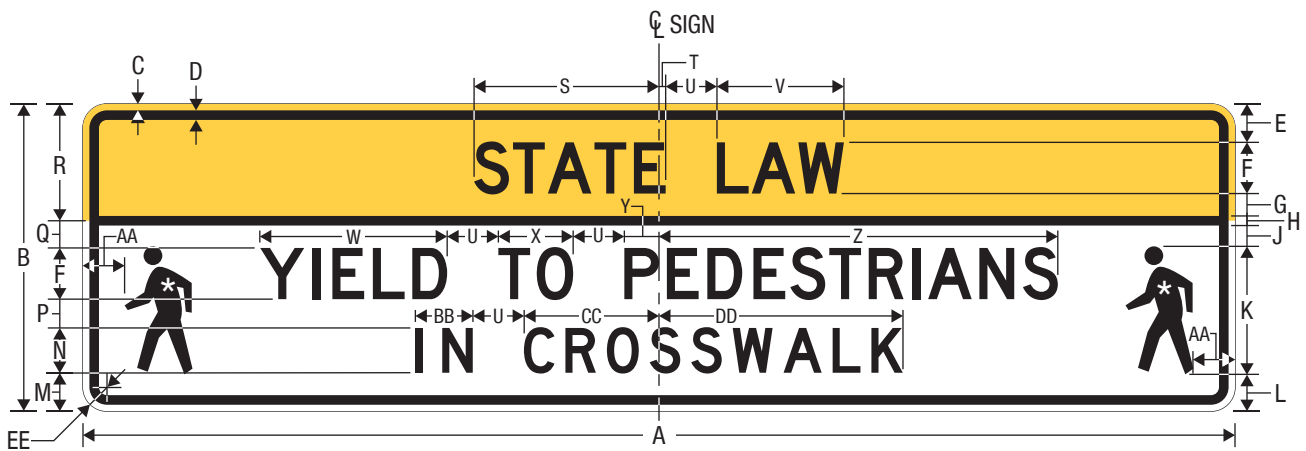
R1-6a

IN-STREET PEDESTRIAN CROSSING - STOP

* See page 8-7 for symbol design.

A	B	C	D	E	F	G	H	J	K	L	M	N	P
12	36	0.25	1	2 D	0.75	24	2	7.75	1.25	1.5 D	8.25	1.5 C	3.742
Q	R	S	T	U	V	W	X	Y	Z	AA	BB	CC	DD
2.482	2.481	5	3.875	3.618	3.617	2.5	2.75 C	1.771	1	0.690	4.765	4.764	1.5

- | | |
|------------------------------------|--|
| COLORS: LEGEND, INNER BORDER | — BLACK |
| INNER BACKGROUND, STOP SIGN LEGEND | — WHITE (RETROREFLECTIVE) |
| OUTER BACKGROUND | — YELLOW or FLUORESCENT YELLOW-GREEN (RETROREFLECTIVE) |
| STOP SIGN BACKGROUND | — RED (RETROREFLECTIVE) |



R1-9
OVERHEAD PEDESTRIAN CROSSING - YIELD

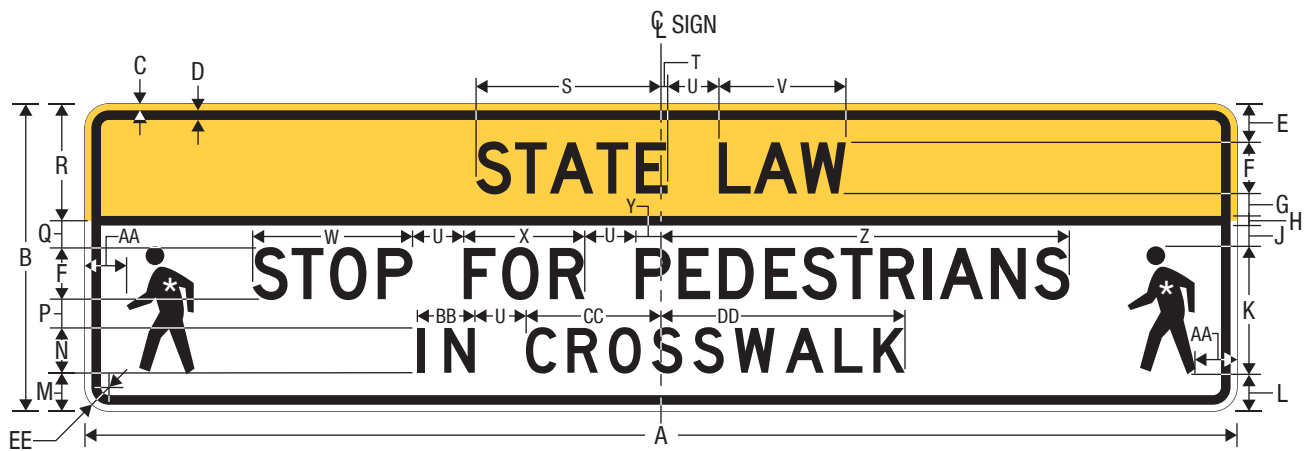
* See page 8-7 for symbol design.
** Increase Spacing 85%.

A	B	C	D	E	F	G	H	J	K
90	24	0.5	0.75	3	4 D	1.75	0.75	1.625	10

L	M	N	P	Q	R	S	T	U	V
2.875	3	3.5 D**	2.25	2.125	9.125	14.447	0.521	4	9.925

W	X	Y	Z	AA	BB	CC	DD	EE
14.607	5.843	2.707	31.156	3.25	4.497	10.550	19.047	1.875

COLORS: LEGEND, BORDER — BLACK
 UPPER BACKGROUND — YELLOW (RETROREFLECTIVE) OR FLUORESCENT YELLOW-GREEN (RETROREFLECTIVE)
 LOWER BACKGROUND — WHITE (RETROREFLECTIVE)



R1-9a
OVERHEAD PEDESTRIAN CROSSING - STOP

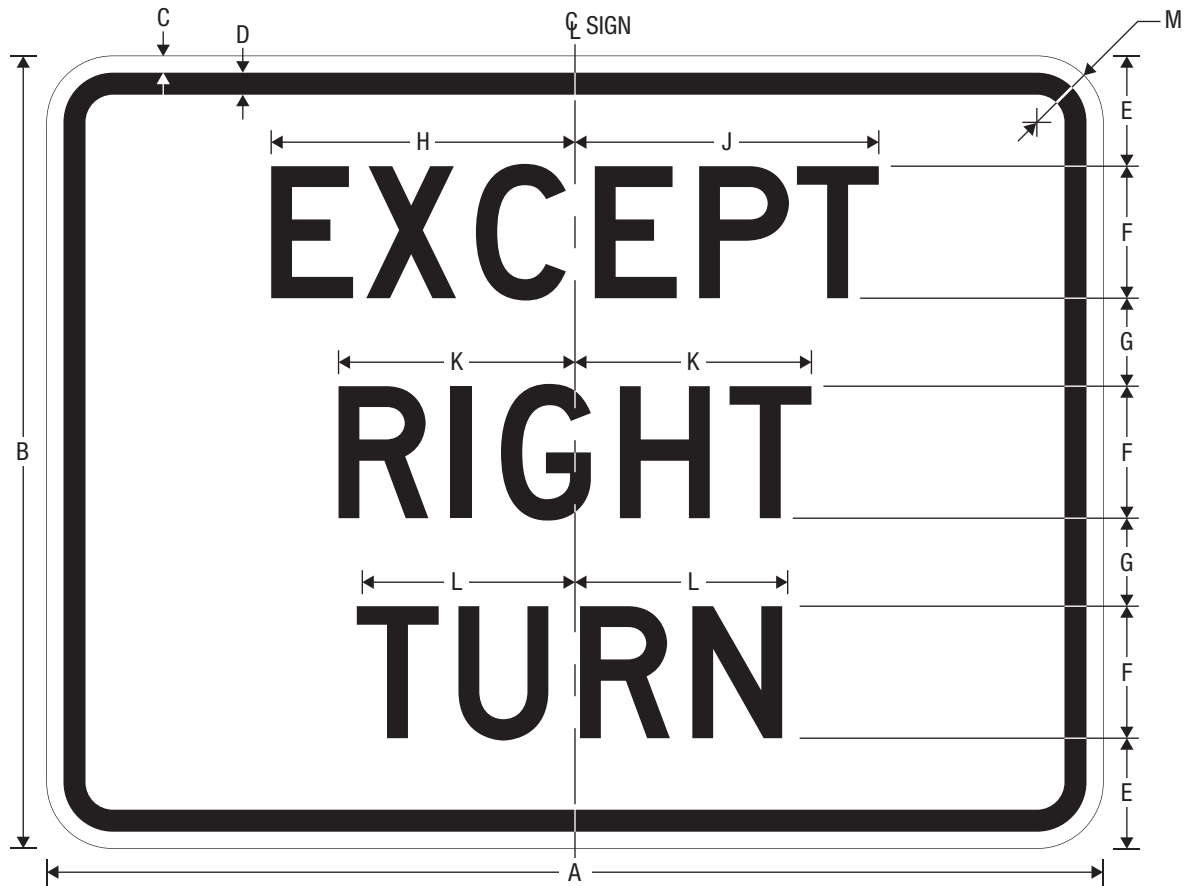
* See page 8-7 for symbol design.
** Increase Spacing 85%.

A	B	C	D	E	F	G	H	J	K
90	24	0.5	0.75	3	4 D	1.75	0.75	1.625	10

L	M	N	P	Q	R	S	T	U	V
2.875	3	3.5 D**	2.25	2.125	9.125	14.447	0.521	4	9.925

W	X	Y	Z	AA	BB	CC	DD	EE
12.489	9.446	1.964	31.899	3.25	4.497	10.550	19.047	1.875

COLORS: LEGEND, BORDER — BLACK
 UPPER BACKGROUND — YELLOW (RETROREFLECTIVE) OR FLUORESCENT YELLOW-GREEN (RETROREFLECTIVE)
 LOWER BACKGROUND — WHITE (RETROREFLECTIVE)



R1-10P
EXCEPT RIGHT TURN (PLAQUE)

A	B	C	D	E	F	G	H	J	K	L	M
24	18	0.375	0.5	2.5	3 D	2	6.905	6.904	5.374	4.834	1.5

COLORS: LEGEND, BORDER — BLACK
BACKGROUND — WHITE (RETROREFLECTIVE)



R2-1
SPEED LIMIT

* Optically space numerals about centerline.

A	B	C	D	E	F	G	H	J	K	L	M	N	P
18	24	0.375	0.625	3	3 E	2	8 E*	7.053	7.052	5.491	5.491	VAR*	1.5
24	30	0.375	0.625	4	4 E	2	10 E*	9.403	9.403	7.321	7.321	VAR*	1.5
30	36	0.5	0.75	4.5	5 E	2.5	12 E*	11.754	11.754	9.152	9.151	VAR*	1.875
36	48	0.625	0.875	6	6 E	5	14 E*	14.105	14.104	10.982	10.981	VAR*	2.25
48	60	0.75	1.25	8	8 E	6	16 E*	18.806	18.806	14.642	14.642	VAR*	3

COLORS: LEGEND, BORDER — BLACK
BACKGROUND — WHITE (RETROREFLECTIVE)



R2-2P
TRUCK SPEED LIMIT (PLAQUE)

* Reduce Spacing 30%.

** Optically space numerals about vertical centerline.

A	B	C	D	E	F	G	H	J	K	L	M
24	0.375	0.625	4	4 D*	2.5	10 E	3.5	9.292	9.291	VAR**	1.5
36	0.625	0.875	6	6 D*	4	14 E	6	13.938	13.937	VAR**	2.25
48	0.75	1.25	8	8 D*	8	16 E	8	18.583	18.583	VAR**	3

COLORS: LEGEND, BORDER — BLACK
BACKGROUND — WHITE (RETROREFLECTIVE)



R2-3P
NIGHT SPEED LIMIT (PLAQUE)

* Increase Spacing 50%.

** Optically space numerals about vertical centerline.

A	B	C	D	E	F	G	H	J
24	0.5	4	3 F*	3	10 E	7.923	VAR**	1.5
36	0.75	6.5	4 F*	5	14 E	10.564	VAR**	2.25
48	1	9	6 F*	8	16 E	15.846	VAR**	3

COLORS: LEGEND, BORDER — WHITE (RETROREFLECTIVE)
BACKGROUND — BLACK



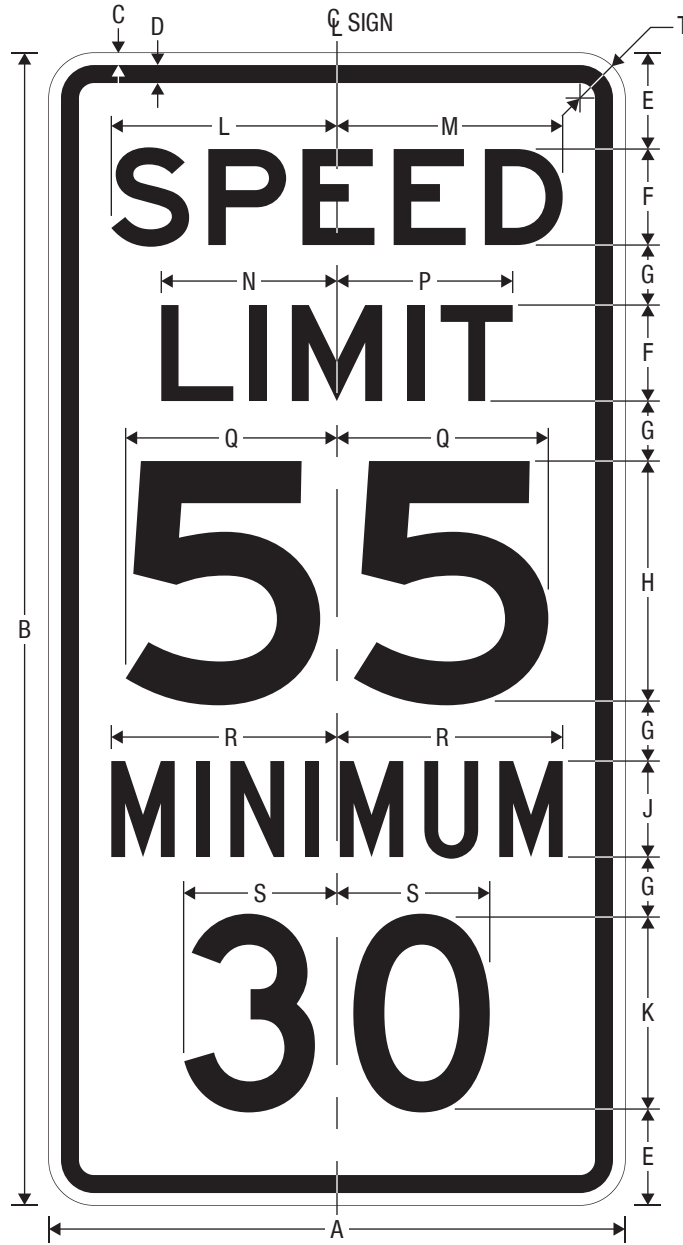
R2-4P

MINIMUM SPEED LIMIT (PLAQUE)

* Optically space numerals about vertical centerline.

A	B	C	D	E	F	G	H	J	K
24	0.375	0.625	3.75	4 C	2.5	10 D	9.404	VAR*	1.5
36	0.625	0.875	5.875	6 C	4.25	14 D	14.106	VAR*	2.25
48	0.75	1.25	8.75	8 C	6.5	16 D	18.808	VAR*	3

COLORS: LEGEND, BORDER — BLACK
BACKGROUND — WHITE (RETROREFLECTIVE)



R2-4a

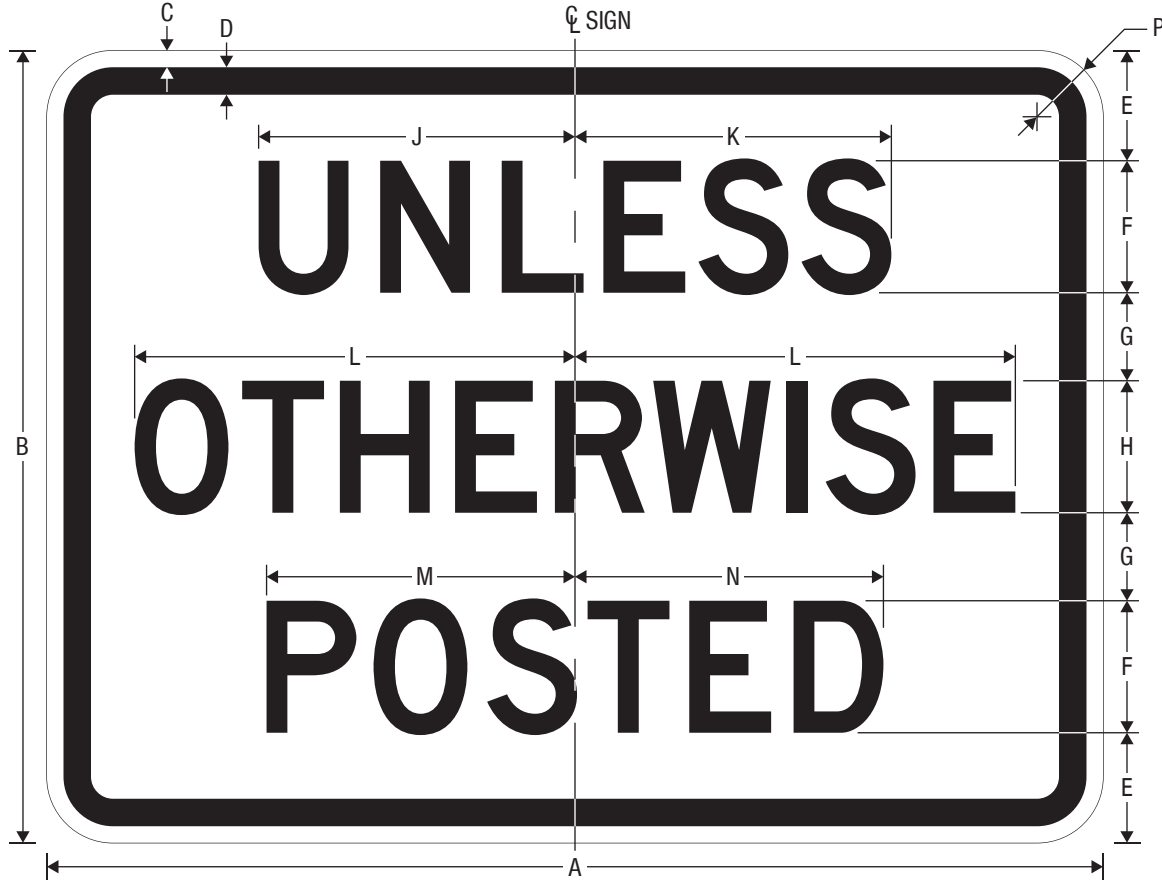
COMBINED MAXIMUM AND MINIMUM SPEED LIMITS

* Optically space numerals about vertical centerline.

A	B	C	D	E	F	G	H	J
24	48	0.5	0.75	4	4 E	2.5	10 E	4 C
36	72	0.625	0.875	6	6 E	4	14 E	6 C
48	96	0.75	1.25	8	8 E	6.5	16 E	8 C

K	L	M	N	P	Q	R	S	T
8 D	9.403	9.403	7.321	7.321	VAR*	9.404	VAR*	1.875
12 D	14.105	14.104	10.982	10.981	VAR*	14.106	VAR*	2.25
14 D	18.806	18.806	14.642	14.642	VAR*	18.808	VAR*	3

COLORS: LEGEND, BORDER — BLACK
BACKGROUND — WHITE (RETROREFLECTIVE)




R2-5P

UNLESS OTHERWISE POSTED (PLAQUE)

* Reduce Spacing 20%.

A	B	C	D	E	F	G	H	J	K	L	M	N	P
24	18	0.375	0.625	2.5	3 D	2	3 D*	7.191	7.190	10.008	7.010	7.010	1.5
36	24	0.375	0.625	3.25	4 D	2.75	4 D	9.587	9.587	13.848	9.347	9.346	1.5

COLORS: LEGEND, BORDER – BLACK
BACKGROUND – WHITE (RETROREFLECTIVE)




R2-5aP
CITYWIDE (PLAQUE)

* Increase Spacing 50%.

A	B	C	D	E	F	G	H	J
24	6	0.375	0.375	1.5	3 D*	9.485	9.484	1
30	9	0.375	0.625	2.5	4 D*	12.646	12.646	1.5

COLORS: LEGEND, BORDER – BLACK
BACKGROUND – WHITE (RETROREFLECTIVE)




R2-5bP
NEIGHBORHOOD (PLAQUE)

* Reduce Spacing 20%.

A	B	C	D	E	F	G	H	J
24	6	0.375	0.375	1.5	3 B	10.354	10.354	1
30	9	0.375	0.625	2.5	4 B*	13.006	13.005	1.5

COLORS: LEGEND, BORDER – BLACK
BACKGROUND – WHITE (RETROREFLECTIVE)

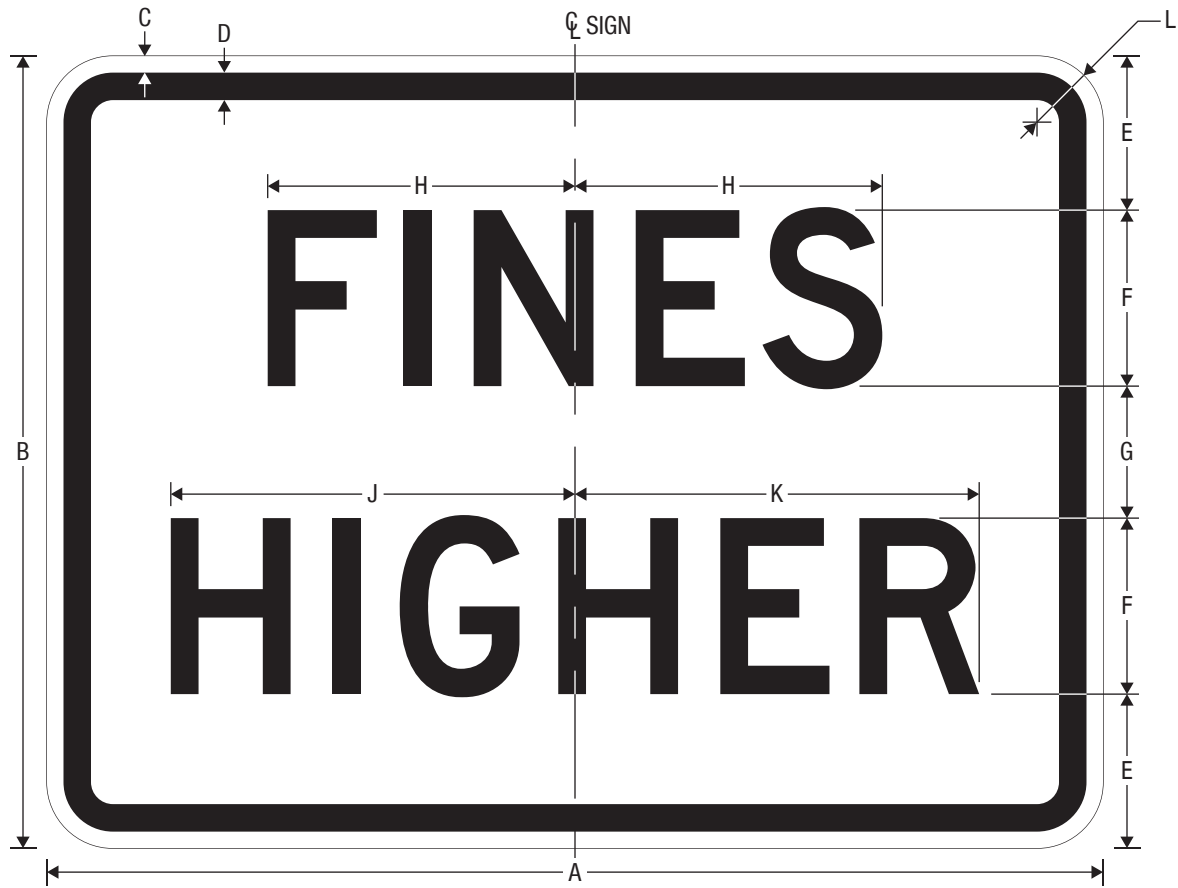


R2-5cP
RESIDENTIAL (PLAQUE)

* Reduce Spacing 20%.

A	B	C	D	E	F	G	H	J
24	6	0.375	0.375	1.5	3 C	10.219	10.218	1
30	9	0.375	0.625	2.5	4 C*	12.981	12.980	1.5

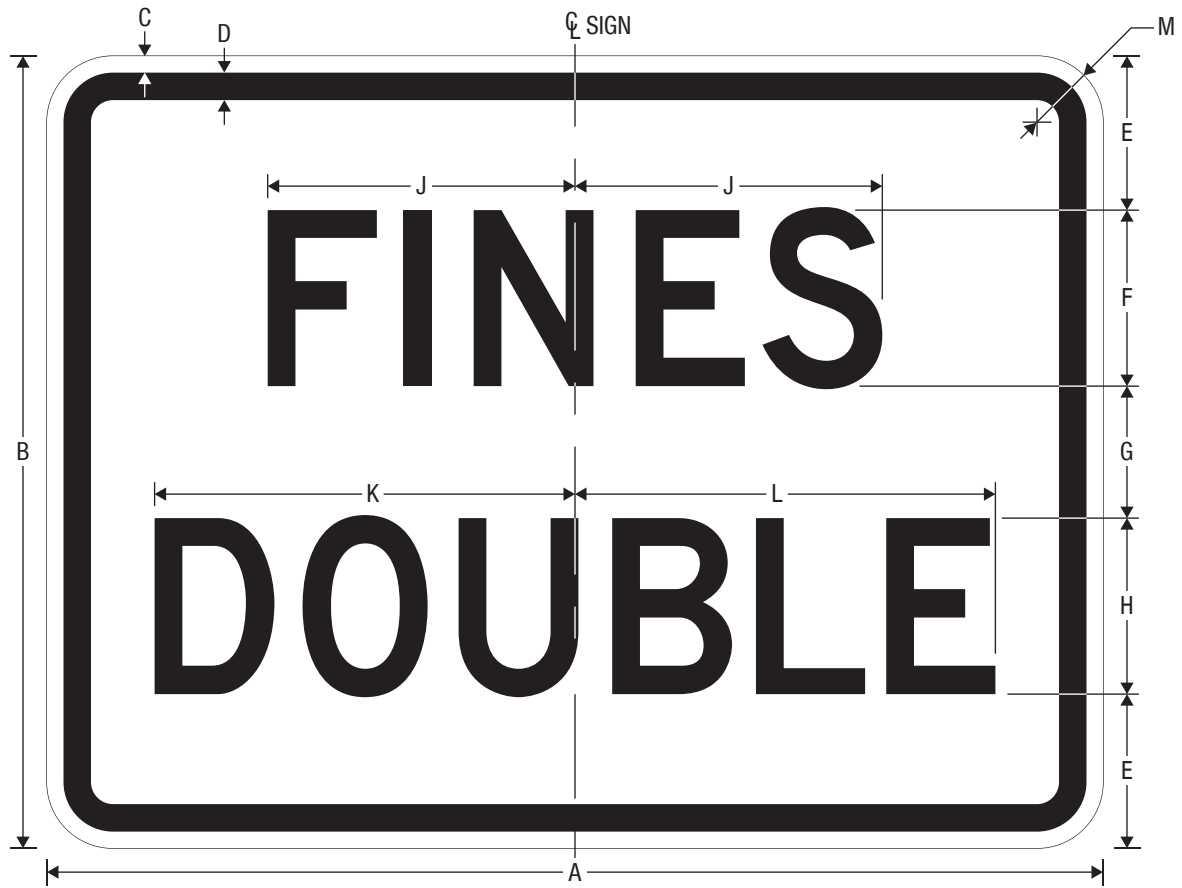
COLORS: LEGEND, BORDER – BLACK
BACKGROUND – WHITE (RETROREFLECTIVE)



R2-6P
FINES HIGHER (PLAQUE)

A	B	C	D	E	F	G	H	J	K	L
24	18	0.375	0.625	3.5	4 D	3	6.984	9.187	9.186	1.5
36	24	0.375	0.625	4.125	6 D	3.75	10.476	13.780	13.780	1.5
48	36	0.625	0.875	7	8 D	6	13.968	18.373	18.373	2.25

COLORS: LEGEND, BORDER – BLACK
BACKGROUND – WHITE (RETROREFLECTIVE)



R2-6aP
FINES DOUBLE (PLAQUE)

* Reduce Spacing 20%.

A	B	C	D	E	F	G	H	J	K	L	M
24	18	0.375	0.625	3.5	4 D	3	4 D*	6.984	9.555	9.554	1.5
36	24	0.375	0.625	4.125	6 D	3.75	6 D*	10.476	14.332	14.332	1.5
48	36	0.625	0.875	7	8 D	6	8 D*	13.968	19.109	19.109	2.25

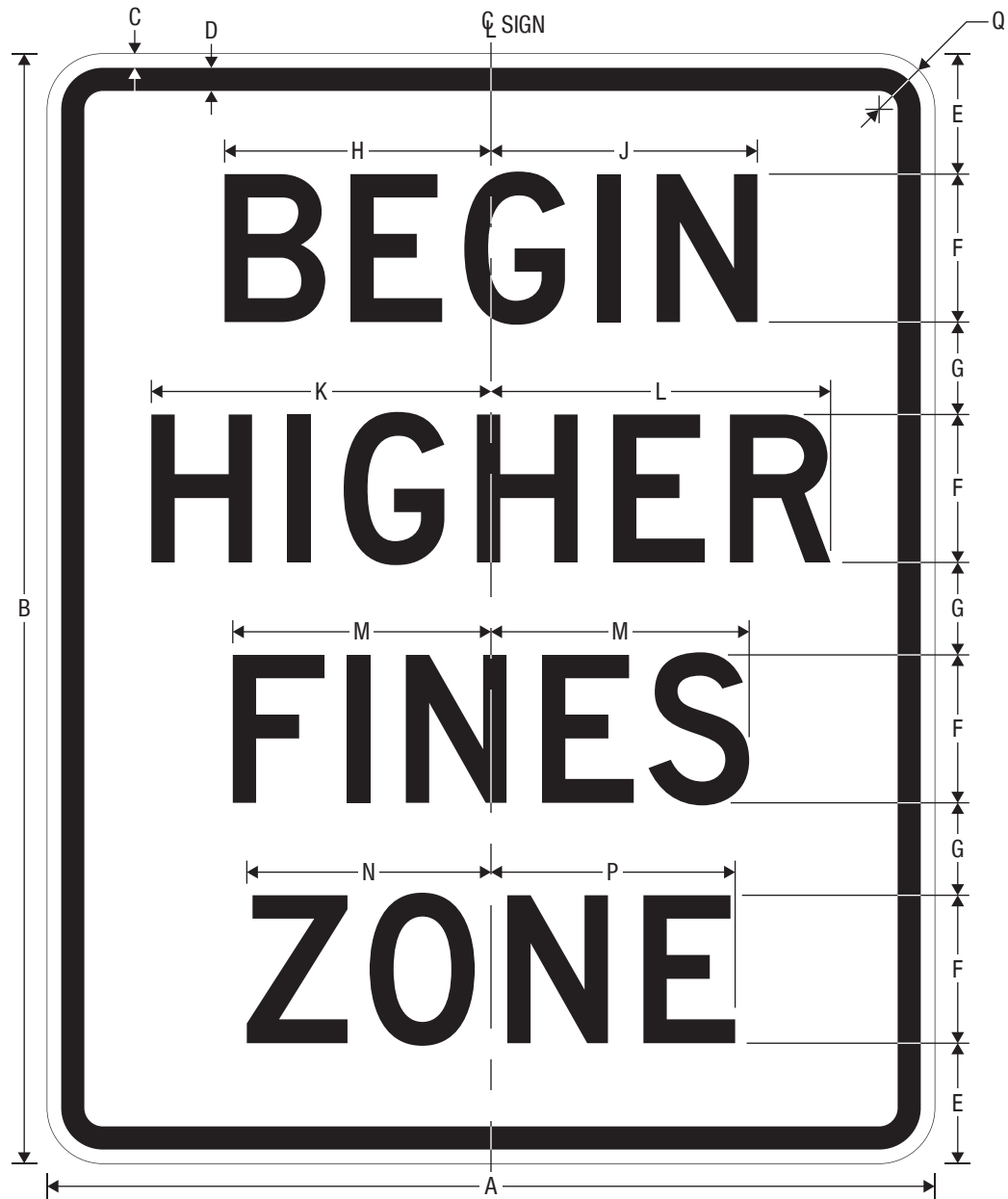
COLORS: LEGEND, BORDER — BLACK
BACKGROUND — WHITE (RETROREFLECTIVE)



R2-6bP
\$XX FINE (PLAQUE)

A	B	C	D	E	F	G	H	J	K	L	M	N	P
24	18	0.375	0.625	3.5	4 D	3	2.723	1	VAR	VAR	5.423	5.422	1.5
36	24	0.375	0.625	4.125	6 D	3.75	4.085	1.5	VAR	VAR	8.134	8.134	1.5
48	36	0.625	0.875	7	8 D	6	5.446	2	VAR	VAR	10.845	10.845	2.25

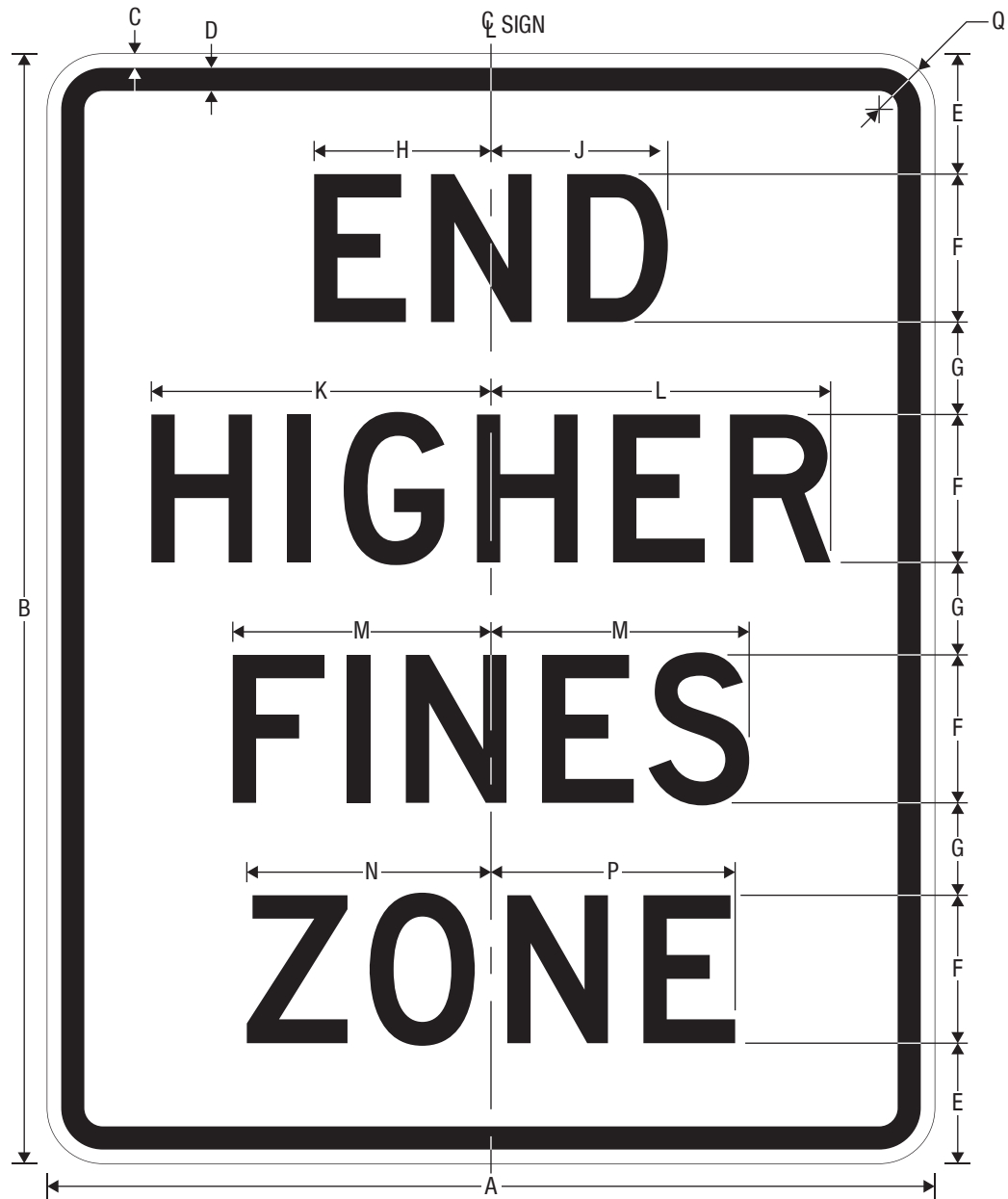
COLORS: LEGEND, BORDER — BLACK
BACKGROUND — WHITE (RETROREFLECTIVE)



R2-10
BEGIN HIGHER FINES ZONE

A	B	C	D	E	F	G	H	J	K	L	M	N	P	Q
24	30	0.375	0.625	3.25	4 D	2.5	7.205	7.205	9.187	9.186	6.984	6.605	6.604	1.5
36	48	0.625	0.875	6	6 D	4	10.808	10.807	13.780	13.780	10.476	9.907	9.907	2.25
48	60	0.75	1.25	6.5	8 D	5	14.410	14.410	18.373	18.373	13.968	13.209	13.209	3

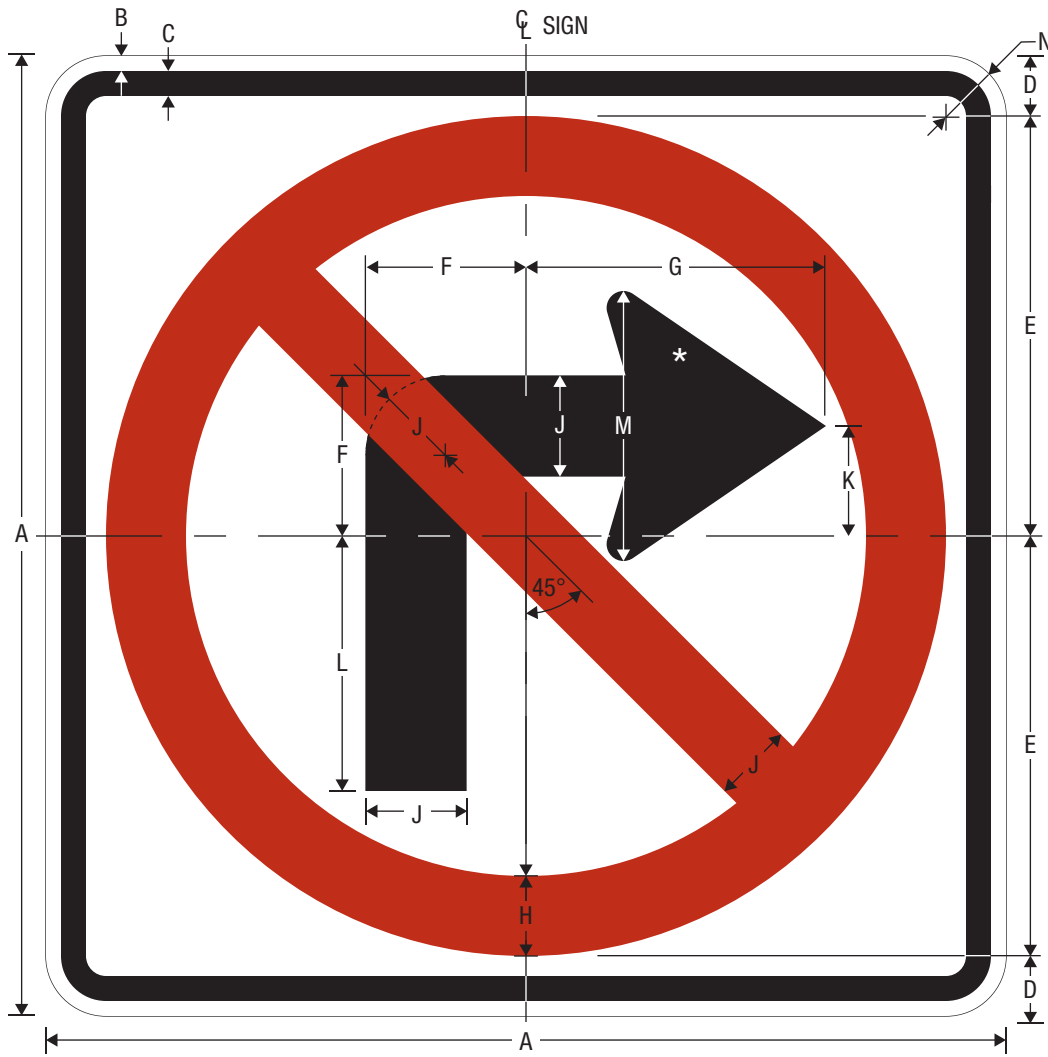
COLORS: LEGEND, BORDER – BLACK
BACKGROUND – WHITE (RETROREFLECTIVE)



R2-11
END HIGHER FINES ZONE

A	B	C	D	E	F	G	H	J	K	L	M	N	P	Q
24	30	0.375	0.625	3.25	4 D	2.5	4.784	4.783	9.187	9.186	6.984	6.605	6.604	1.5
36	48	0.625	0.875	6	6 D	4	7.176	7.175	13.780	13.780	10.476	9.907	9.907	2.25
48	60	0.75	1.25	6.5	8 D	5	9.567	9.567	18.373	18.373	13.968	13.209	13.209	3

COLORS: LEGEND, BORDER – BLACK
BACKGROUND – WHITE (RETROREFLECTIVE)



R3-1

MOVEMENT PROHIBITION - NO RIGHT TURN

* See page 7-3 for arrow design.

A	B	C	D	E	F	G	H	J	K	L	M	N
24	0.375	0.625	1.5	10.5	4.016	7.5	2	2.531	2.75	6.375	6.75	1.5
36	0.625	0.875	2.25	15.75	6.023	11.25	3	3.797	4.125	9.563	10.125	2.25
48	0.75	1.25	3	21	8.031	15	4	5.063	5.5	12.75	13.5	3

COLORS: CIRCLE, DIAGONAL — RED (RETROREFLECTIVE)
 ARROW, BORDER — BLACK
 BACKGROUND — WHITE (RETROREFLECTIVE)



R3-1a

NO RIGHT TURN ACROSS TRACKS (ACTIVATED BLANK-OUT)

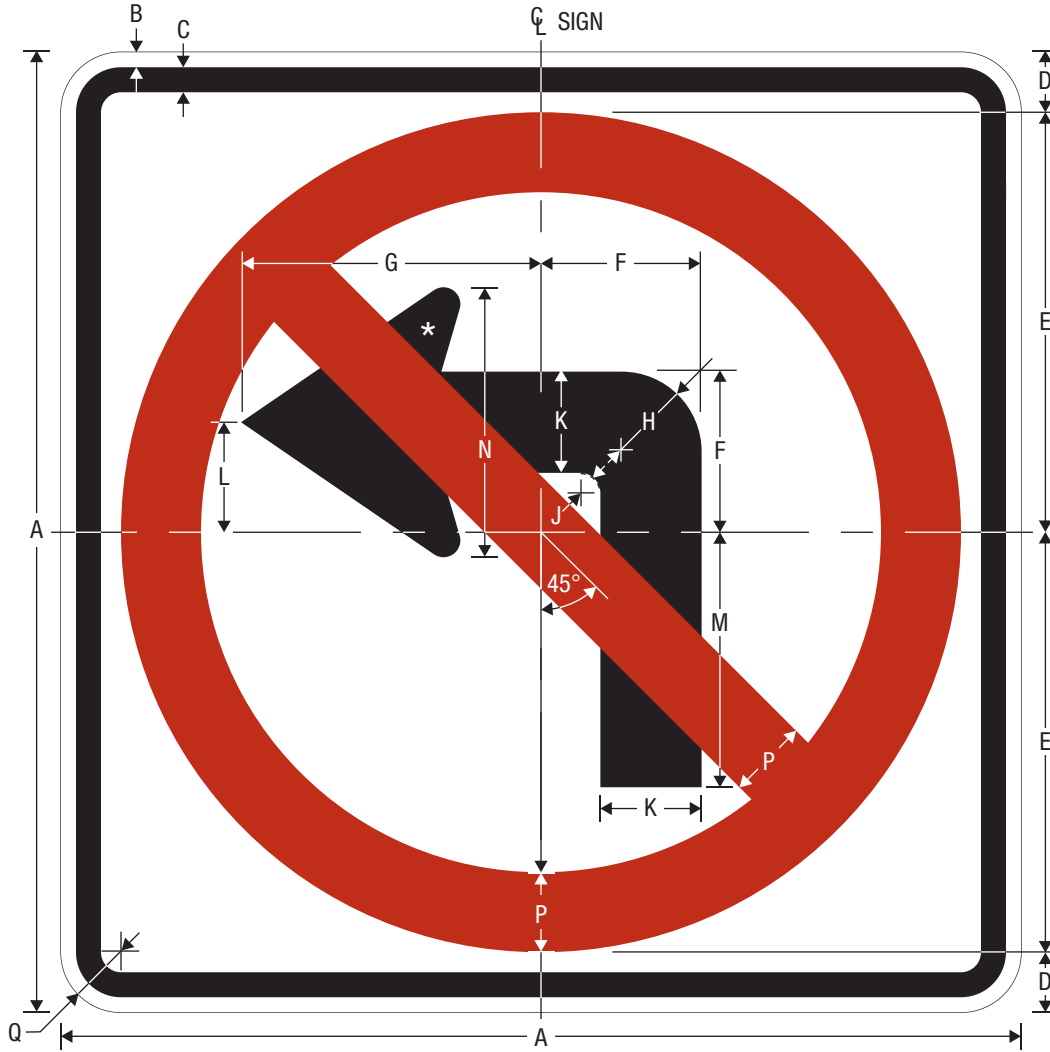
* See page 7-3 for arrow design.

** Increase Spacing 100%.

A	B	C	D	E	F	G	H	J
24	30	1.5	10.5	2	4 D**	1.5	4.016	7.5
30	36	1.5	13.125	1.5	5 D**	1.75	5.020	9.375

K	L	M	N	P	Q	R	S
2	2.531	2.75	6.375	2	8.465	8.464	6.75
2.5	3.164	3.438	7.969	2.5	10.581	10.580	8.438

COLORS: CIRCLE, DIAGONAL — RED
 ARROW, LEGEND — WHITE
 BACKGROUND — BLACK



R3-2

MOVEMENT PROHIBITION - NO LEFT TURN

* See page 7-3 for arrow design.

A	B	C	D	E	F	G	H	J	K	L	M	N	P	Q
24	0.375	0.625	1.5	10.5	4.016	7.5	2	0.5	2.531	2.75	6.375	6.75	2	1.5
36	0.625	0.875	2.25	15.75	6.023	11.25	3	0.75	3.797	4.125	9.563	10.125	3	2.25
48	0.75	1.25	3	21	8.031	15	4	1	5.063	5.5	12.75	13.5	4	3

COLORS: CIRCLE, DIAGONAL — RED (RETROREFLECTIVE)
 ARROW, BORDER — BLACK
 BACKGROUND — WHITE (RETROREFLECTIVE)



R3-2a

NO LEFT TURN ACROSS TRACKS (ACTIVATED BLANK-OUT)

* See page 7-3 for arrow design.

** Increase Spacing 100%.

A	B	C	D	E	F	G	H	J
24	30	1.5	10.5	2	4 D**	1.5	4.016	7.5
30	36	1.5	13.125	1.5	5 D**	1.75	5.020	9.375

K	L	M	N	P	Q	R	S	T
2	0.5	2.531	2.75	6.375	2	8.465	8.464	6.75
2.5	0.625	3.164	3.438	7.969	2.5	10.581	10.580	8.438

COLORS: CIRCLE, DIAGONAL — RED
 ARROW, LEGEND — WHITE
 BACKGROUND — BLACK




R3-3

MOVEMENT PROHIBITION - NO TURNS

* Reduce Spacing 35%.

A	B	C	D	E	F	G	H	J	K	L	M
24	0.375	0.625	4.5	6 D	4	5 D*	4.834	4.834	9.545	9.544	1.5
36	0.625	0.875	6	10 D	6	8 D*	8.057	8.056	15.271	15.271	2.25
48	0.75	1.25	9	12 D	8	10 D*	9.668	9.667	19.089	19.089	3

COLORS: LEGEND, BORDER – BLACK
BACKGROUND – WHITE (RETROREFLECTIVE)




R3-4

MOVEMENT PROHIBITION - NO U TURN

* See page 7-3 for arrow design.

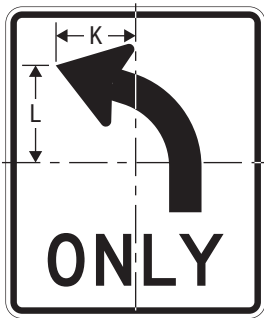
A	B	C	D	E	F	G	H	J	K	L	M	N
24	0.375	0.625	1.5	10.5	2.531	2.484	2.25	6	3.75	2	6.75	1.5
36	0.625	0.875	2.25	15.75	3.797	3.728	3.375	9	5.625	3	10.125	2.25
48	0.75	1.25	3	21	5.063	4.969	4.5	12	7.5	4	13.5	3

COLORS: CIRCLE, DIAGONAL — RED (RETROREFLECTIVE)
 ARROW, BORDER — BLACK
 BACKGROUND — WHITE (RETROREFLECTIVE)



R3-5R

MANDATORY MOVEMENT LANE CONTROL - TURN ONLY




R3-5L

* See page 7-3 for arrow design.

A	B	C	D	E	F	G	H	J	K
30	36	0.5	0.75	18	5.75	2.5	6 D	3.75	9.25

L	M	N	P	Q	R	S	T	U	V
11.25	0.5	5.75	3.75	9.5	10	3.75	3.875	10.176	1.875

COLORS: LEGEND, BORDER — BLACK
BACKGROUND — WHITE (RETROREFLECTIVE)

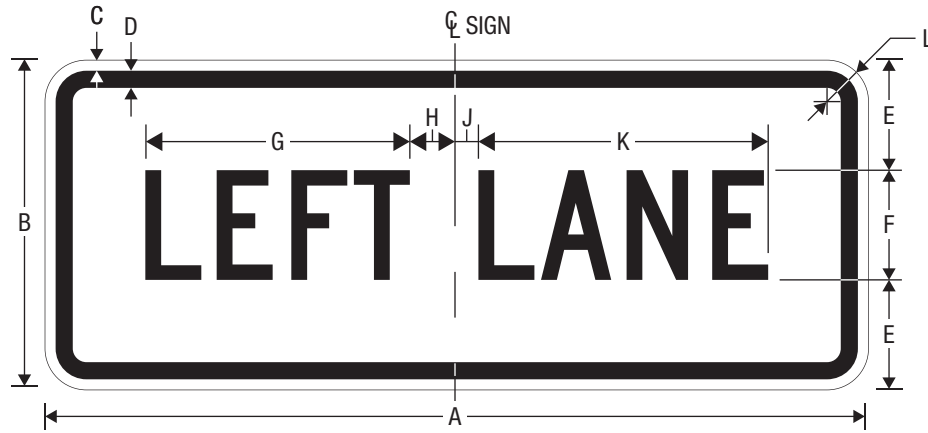


R3-5a
MANDATORY MOVEMENT LANE CONTROL - THROUGH ONLY

* See page 7-3 for arrow design.

A	B	C	D	E	F	G	H	J	K	L
30	36	0.5	0.75	4	19	3	6 D	10	10.176	1.875

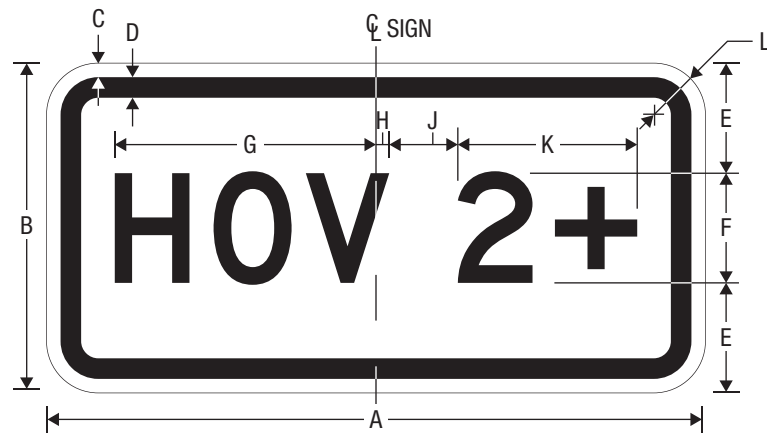
COLORS: LEGEND, BORDER — BLACK
BACKGROUND — WHITE (RETROREFLECTIVE)



R3-5bP
LEFT LANE (PLAQUE)

A	B	C	D	E	F	G	H	J	K	L
30	12	0.375	0.625	4	4 C	9.644	1.710	0.790	10.564	1.5

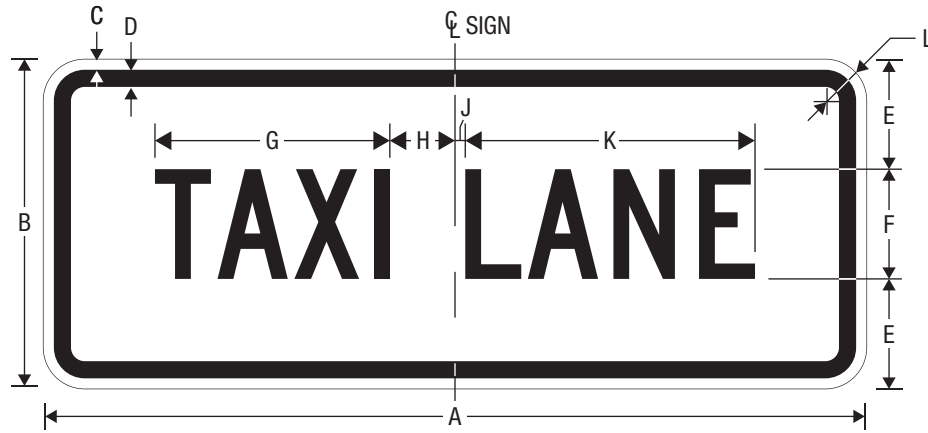
COLORS: LEGEND, BORDER – BLACK
BACKGROUND – WHITE (RETROREFLECTIVE)



R3-5cP
HOV 2+ (PLAQUE)

A	B	C	D	E	F	G	H	J	K	L
24	12	0.5	0.75	4	4 D	9.524	0.483	2.5	6.540	1.875

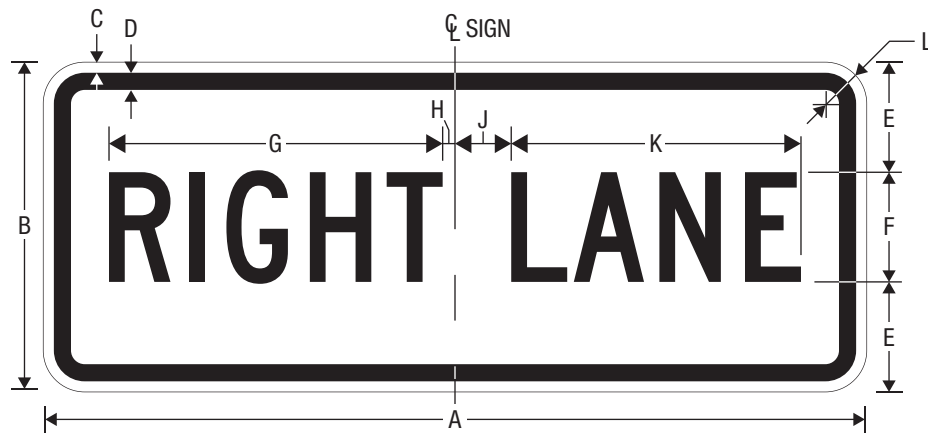
COLORS: LEGEND, BORDER – BLACK
BACKGROUND – WHITE (RETROREFLECTIVE)



R3-5dP
TAXI LANE (PLAQUE)

A	B	C	D	E	F	G	H	J	K	L
30	12	0.375	0.625	4	4 C	8.563	2.376	0.374	10.564	1.5

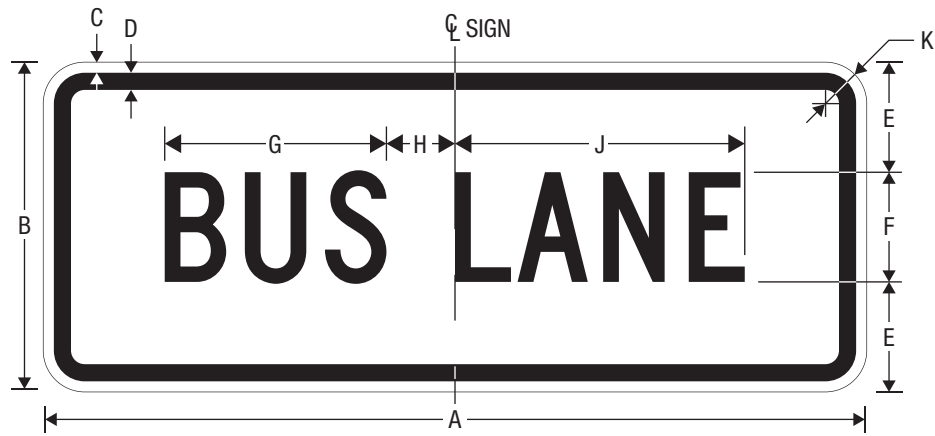
COLORS: LEGEND, BORDER — BLACK
BACKGROUND — WHITE (RETROREFLECTIVE)



R3-5fP
RIGHT LANE (PLAQUE)

A	B	C	D	E	F	G	H	J	K	L
30	12	0.375	0.625	4	4 C	12.164	0.450	2.050	10.564	1.5

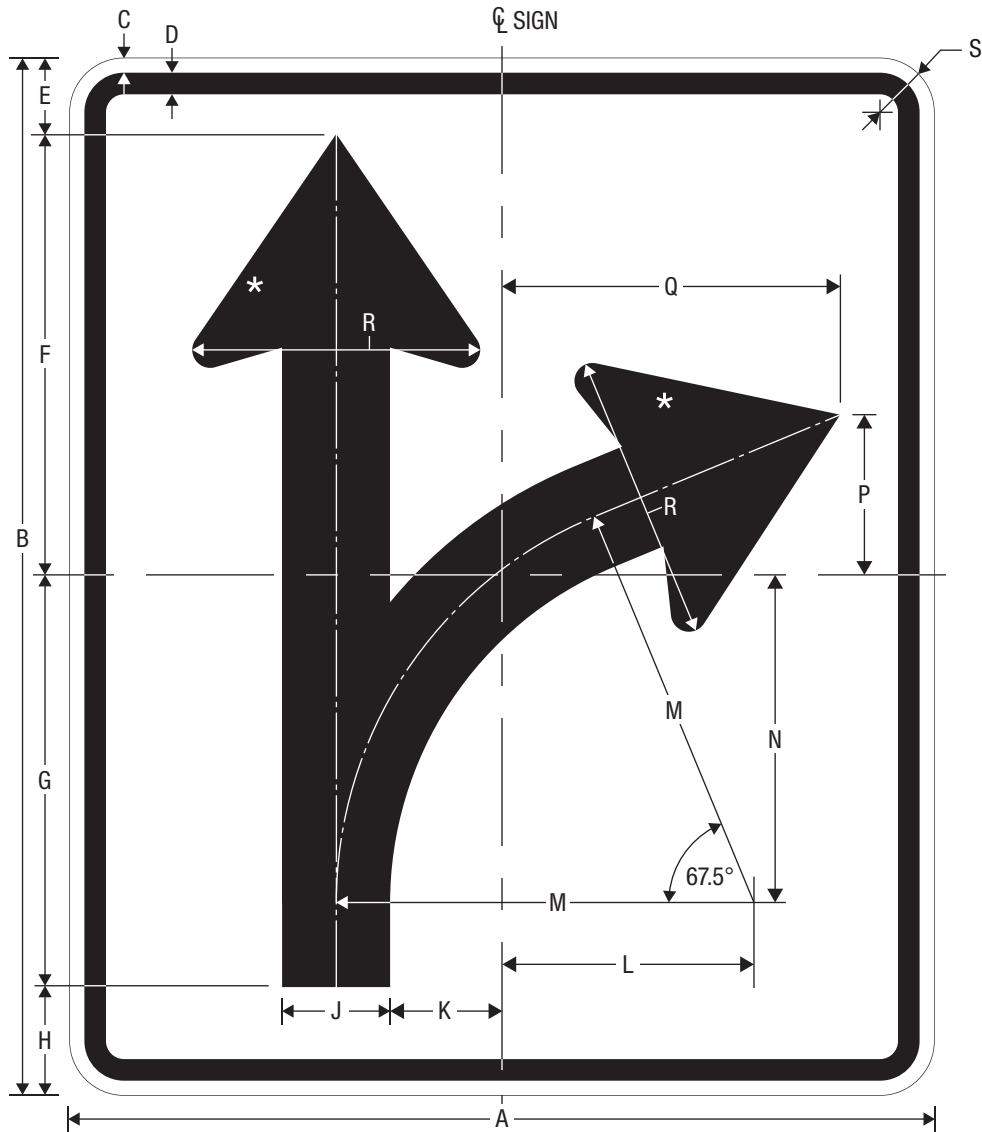
COLORS: LEGEND, BORDER – BLACK
BACKGROUND – WHITE (RETROREFLECTIVE)



R3-5gP
BUS LANE (PLAQUE)

A	B	C	D	E	F	G	H	J	K
30	12	0.375	0.625	4	4 C	8.083	2.5	10.564	1.5

COLORS: LEGEND, BORDER — BLACK
BACKGROUND — WHITE (RETROREFLECTIVE)



R3-6R

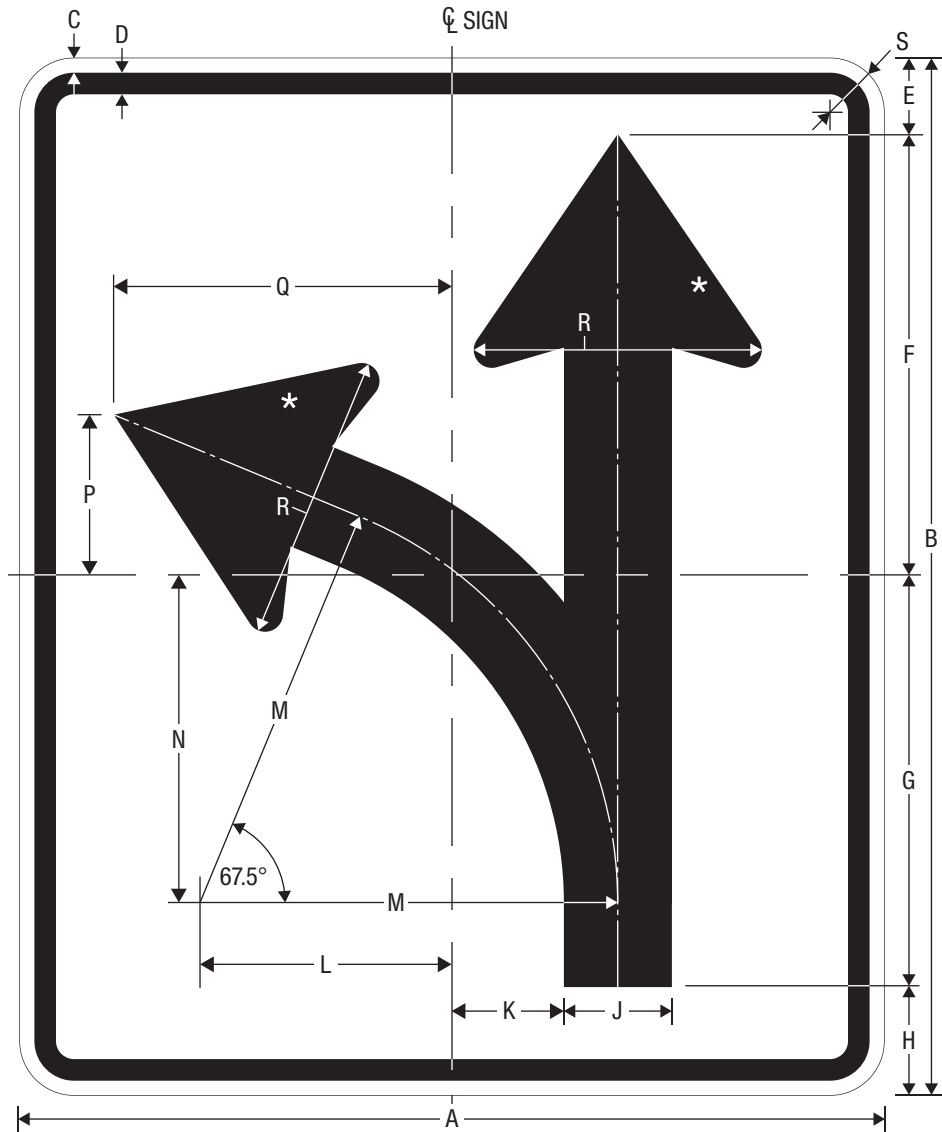
OPTIONAL MOVEMENT LANE CONTROL - THRU AND TURN

* See page 7-3 for arrow design.

A	B	C	D	E	F	G	H	J
30	36	0.5	0.75	2.625	15.375	14.25	3.75	3.75

K	L	M	N	P	Q	R	S
3.875	8.75	14.5	11.313	5.625	11.75	10	1.875

COLORS: LEGEND, BORDER – BLACK
BACKGROUND – WHITE (RETROREFLECTIVE)



R3-6L

OPTIONAL MOVEMENT LANE CONTROL - THRU AND TURN

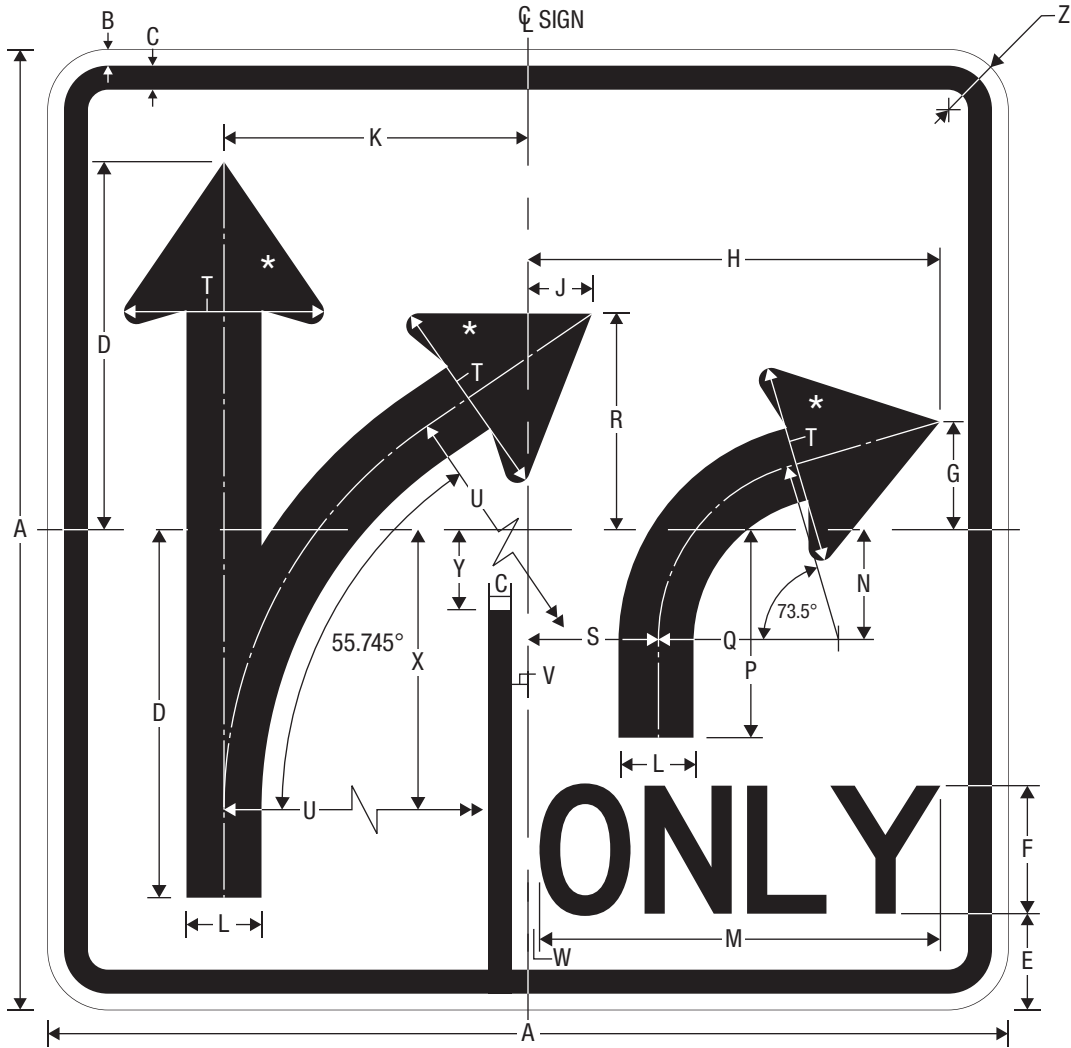
* See page 7-3 for arrow design.

A	B	C	D	E	F	G	H	J
30	36	0.5	0.75	2.625	15.375	14.25	3.75	3.75

K	L	M	N	P	Q	R	S
3.875	8.75	14.5	11.313	5.625	11.75	10	1.875

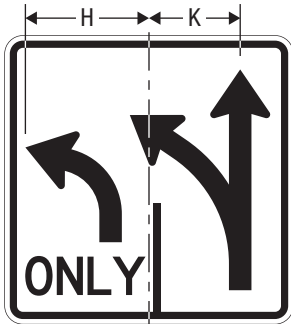
COLORS: LEGEND, BORDER – BLACK
BACKGROUND – WHITE (RETROREFLECTIVE)

2-60-2



R3-8R

ADVANCE INTERSECTION LANE CONTROL (2 LANES)



R3-8L

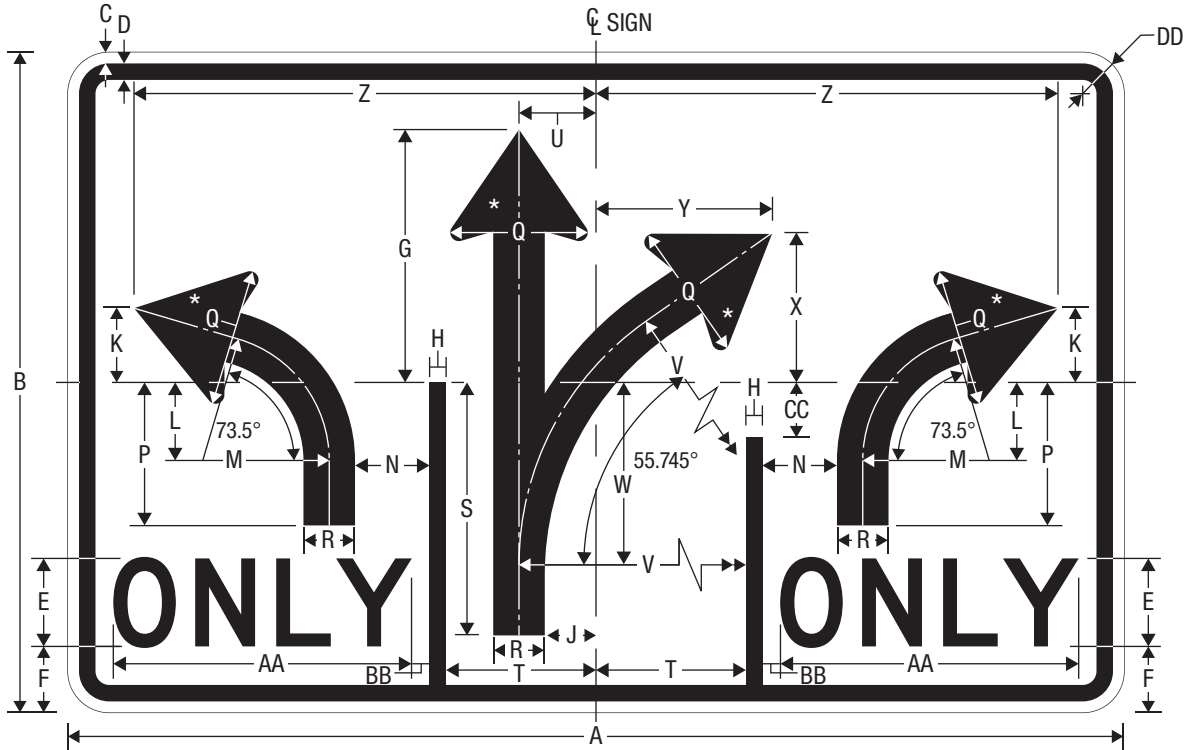
* See page 7-3 for arrow design.

** Reduce Spacing 50%.

A	B	C	D	E	F	G	H	J	K	L	M
30	0.5	0.75	11.5	3	4 D**	3.375	12.875	2	9.5	2.344	12.528
36	0.625	0.875	13.75	3.5	5 D**	4	15.375	2.300	11.5	2.813	15.660

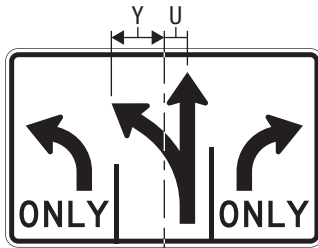
N	P	Q	R	S	T	U	V	W	X	Y	Z
3.548	6.5	5.75	6.75	4	6.25	14.5	0.5	0.361	8.75	2.5	1.875
4.281	7.75	6.875	8.100	4.75	7.5	17.400	0.600	0.120	10.5	3	2.25

COLORS: LEGEND, BORDER — BLACK
BACKGROUND — WHITE (RETROREFLECTIVE)



R3-8aR

ADVANCE INTERSECTION LANE CONTROL (3 LANES)



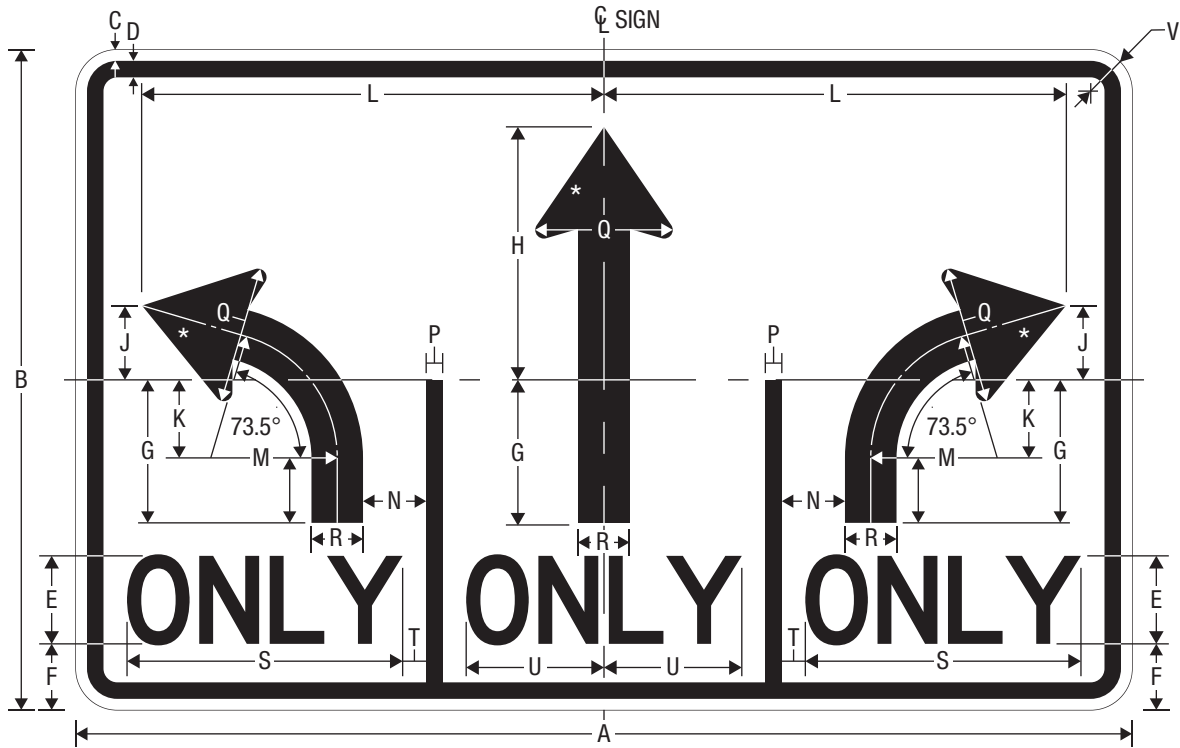
R3-8aL

* See page 7-3 for arrow design.

A	B	C	D	E	F	G	H	J	K	L	M	N	P
48	30	0.5	0.75	4 D	3	11.5	0.75	2.328	3.375	3.548	5.75	3.390	6.5
60	36	0.625	0.875	5 D	3.5	13.75	0.875	2.844	4	4.281	6.875	4.532	7.75

Q	R	S	T	U	V	W	X	Y	Z	AA	BB	CC	DD
6.25	2.344	11.5	6.813	3.5	14.5	8.75	6.75	8	21	13.568	0.810	2.5	1.875
7.5	2.813	13.75	8.812	4.25	17.400	10.5	8.100	9.550	26.25	16.960	0.927	3	2.25

COLORS: LEGEND, BORDER — BLACK
BACKGROUND — WHITE (RETROREFLECTIVE)



R3-8b

ADVANCE INTERSECTION LANE CONTROL (3 LANES)

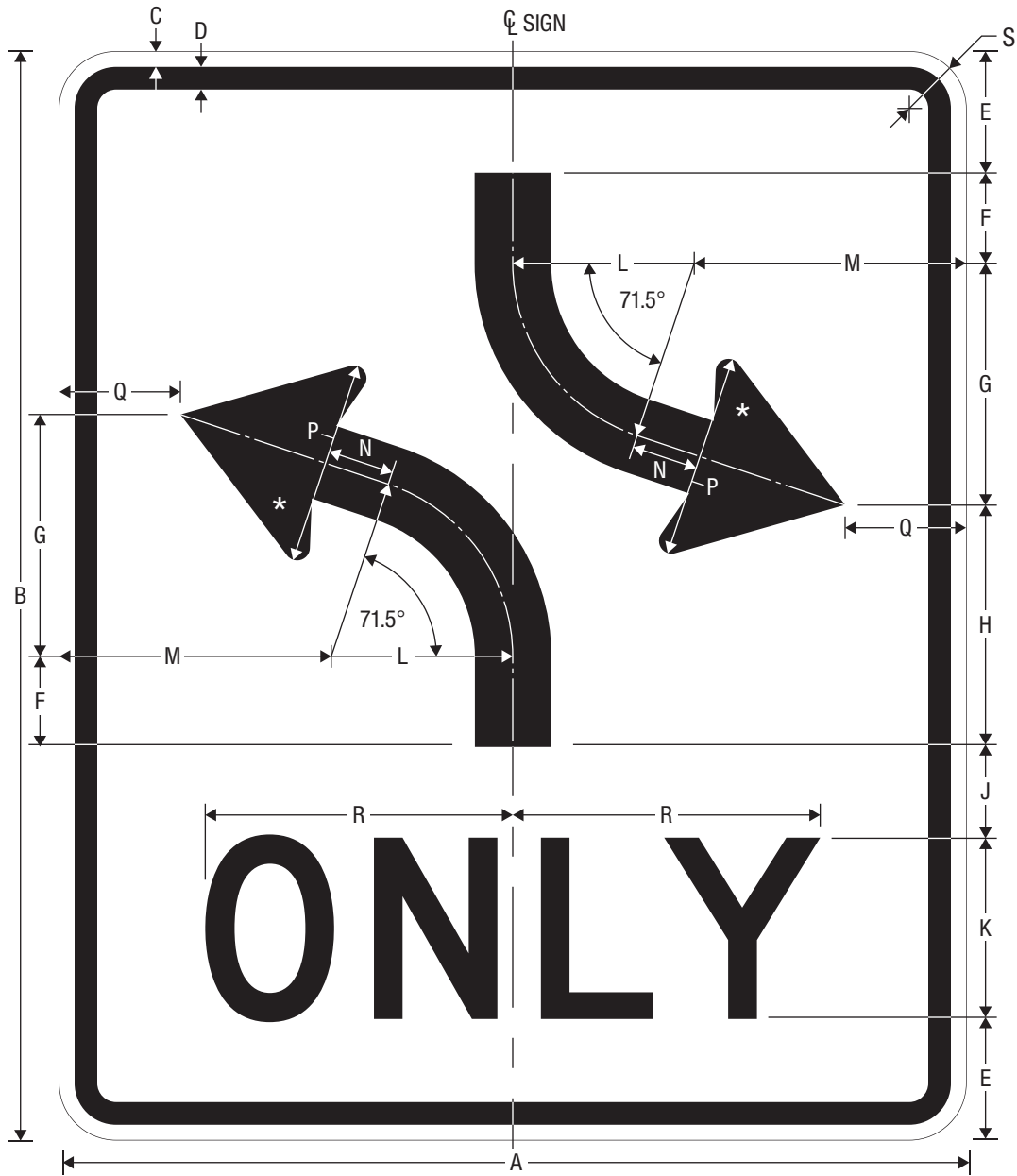
* See page 7-3 for arrow design.

** Reduce Spacing 50%.

A	B	C	D	E	F	G	H	J	K
48	30	0.5	0.75	4 D**	3	6.5	11.5	3.375	3.548
60	36	0.625	0.875	5 D**	3.5	7.75	13.75	4	4.281

L	M	N	P	Q	R	S	T	U	V
21	5.75	2.870	0.75	6.25	2.344	12.528	1.069	6.264	1.875
26.25	6.875	4.135	0.875	7.5	2.813	15.660	1.378	7.830	2.25

COLORS: LEGEND, BORDER — BLACK
BACKGROUND — WHITE (RETROREFLECTIVE)



R3-9a

TWO-WAY LEFT TURN ONLY (OVERHEAD)

* See page 7-3 for arrow design.

A	B	C	D	E	F	G	H	J
30	36	0.5	0.75	4	3	8	8	3

K	L	M	N	P	Q	R	S
6D	6	9	2.270	6.75	4	10.176	1.875

COLORS: LEGEND, BORDER – BLACK
BACKGROUND – WHITE (RETROREFLECTIVE)



R3-9b

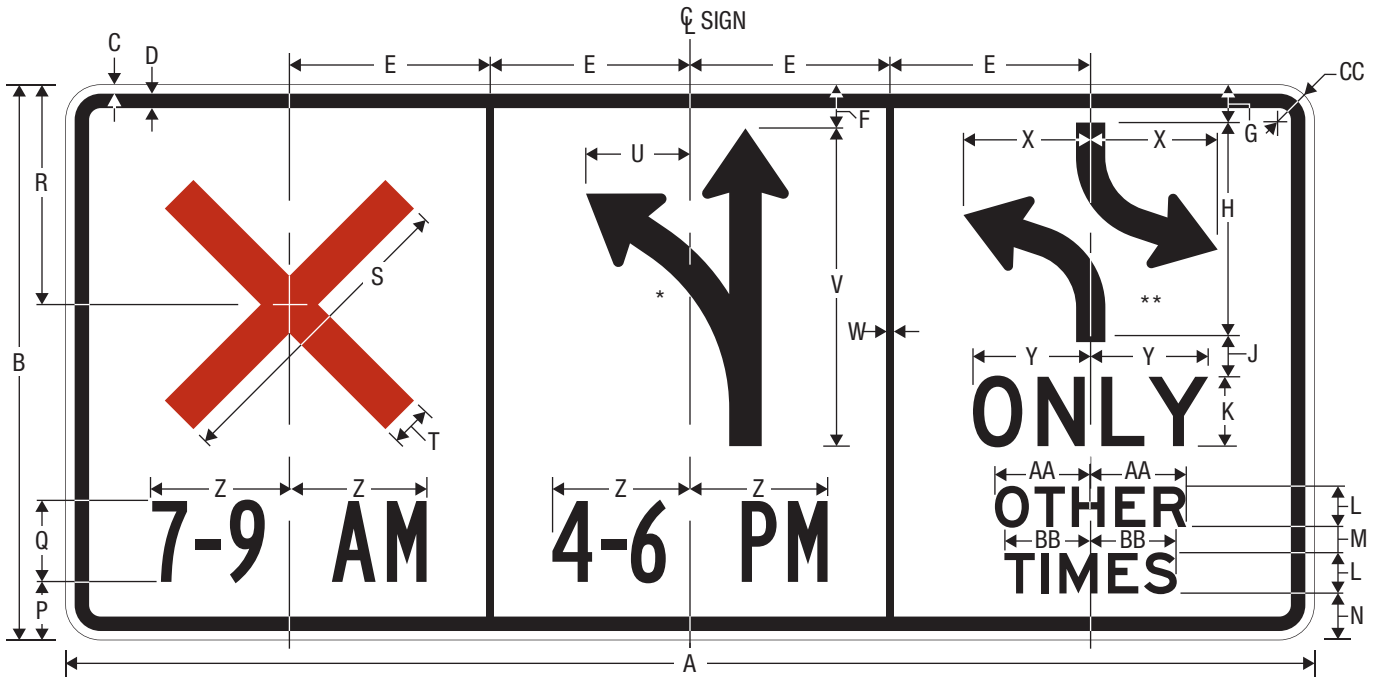
TWO-WAY LEFT TURN ONLY (POST-MOUNTED)

* See page 7-3 for arrow design.

A	B	C	D	E	F	G	H	J	K	L
24	36	0.375	0.625	2.5	3 E	1.5	1.188	1.187	16	2.5
36	48	0.625	0.875	3.5	5 E	1.5	1.063	1.062	20	3.5

M	N	P	Q	R	S	T	U	V	W	X
8.478	8.477	5.762	8	2.5	6	1.5	5.988	5.987	5.25	1.5
14.129	14.129	9.603	12	3	9	2	9.980	9.979	8	2.25

COLORS: LEGEND, BORDER — BLACK
BACKGROUND — WHITE (RETROREFLECTIVE)



R3-9e

REVERSIBLE LANE CONTROL (OVERHEAD)


* See R3-8 for details.

** See R3-9a for details.

A	B	C	D	E	F	G	H	J	K	L	M	N	P
108	48	0.75	1.25	17.333	3.75	3.25	19	3	6 D	3.5 E	2.25	4	5

Q	R	S	T	U	V	W	X	Y	Z	AA	BB	CC
7 B	19	27	3	9	27.5	0.625	11	10.176	VAR	8.280	7.457	3

COLORS: LEGEND, BORDER — BLACK
 LANE CLOSED SYMBOL — RED (RETROREFLECTIVE)
 BACKGROUND — WHITE (RETROREFLECTIVE)



R3-9f

REVERSIBLE LANE CONTROL (POST-MOUNTED)

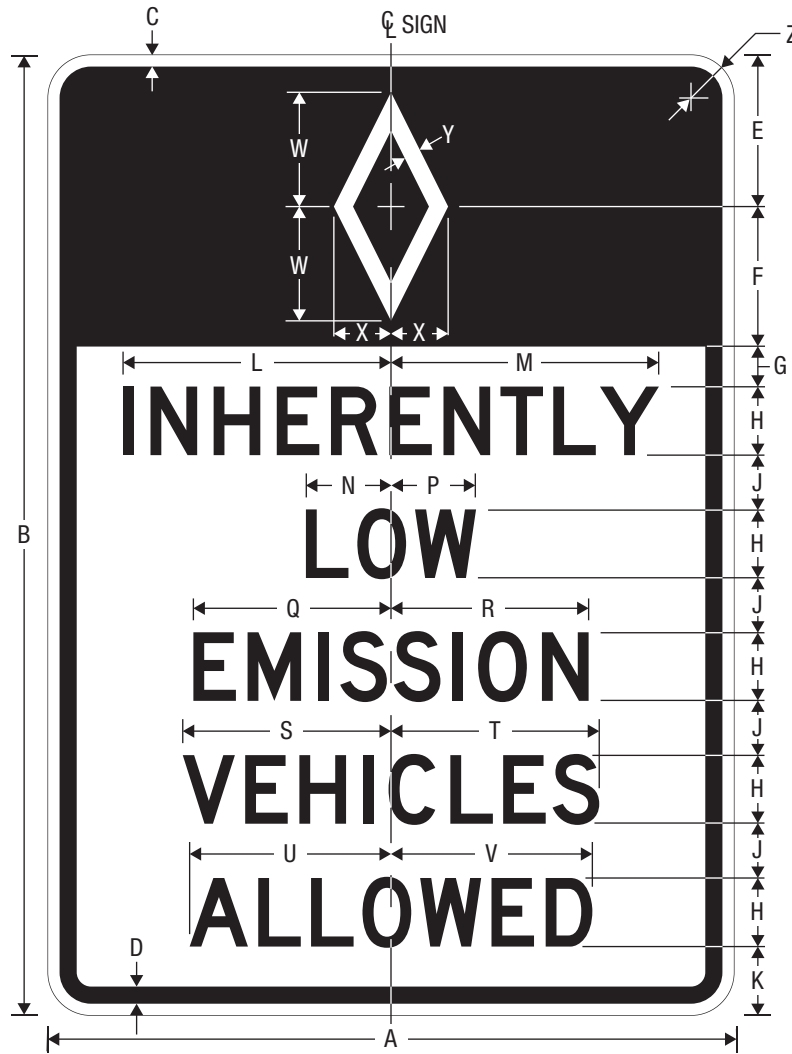
A	B	C	D	E	F	G	H	J	K	L	M	N	P	Q
30	42	0.5	0.75	2.625	4 E	2	1.875	2	4 D	2	2.625	3 D	3.875	11.303
36	54	0.625	0.875	3	5 E	2.75	2.75	3.25	5 D	2.5	3.5	4 D	4.75	14.129
R	S	T	U	V	W	X	Y	Z	AA	BB	CC	DD	EE	FF
7.683	7.682	6.365	2.75	0.166	9.280	4.644	4.643	VAR	VAR	2	VAR	VAR	1.5	1.875
9.603	9.603	7.956	3.5	0.176	11.632	5.805	5.804	VAR	VAR	2.5	VAR	VAR	2	2.25

UPPER SECTION

COLORS: LEGEND, BORDER — WHITE (RETROREFLECTIVE)
BACKGROUND — BLACK

LOWER SECTION

COLORS: LEGEND, BORDER — BLACK
BACKGROUND — WHITE (RETROREFLECTIVE)



R3-10a

PREFERENTIAL LANE VEHICLE OCCUPANCY DEFINITION (POST-MOUNTED)

* Reduce Spacing 20%.
** Reduce Spacing 10%.

A	B	C	D	E	F	G	H	J	K	L	M
30	42	0.5	0.75	6.625	6.125	1.75	3 D	2.375	3	11.722	11.722
36	60	0.625	0.875	9.125	8.5	5	4 D	2.75	6.375	14.993*	14.993*
78	96	0.75	1.25	17	16.25	3.75	7 E	4.5	6	31.720**	31.719**

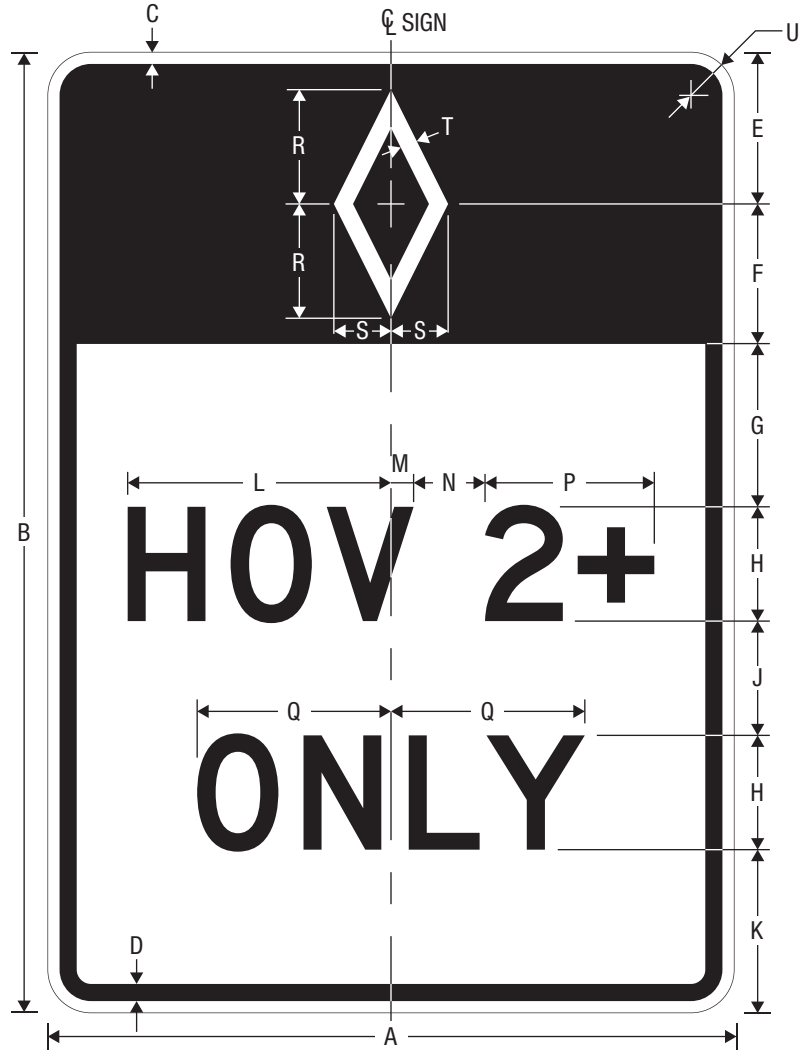
N	P	Q	R	S	T	U	V	W	X	Y	Z
3.722	3.722	8.646	8.645	9.111	9.110	8.810	8.809	5	2.5	.75	1.875
4.963	4.962	11.527	11.527	12.147	12.147	11.746	11.746	7	3.5	1.125	2.25
10.260	10.259	23.739	23.739	25.137	25.137	24.404	24.404	13	6.5	2	3

UPPER SECTION

COLORS: LEGEND — WHITE (RETROREFLECTIVE)
BACKGROUND — BLACK

LOWER SECTION

COLORS: LEGEND, BORDER — BLACK
BACKGROUND — WHITE (RETROREFLECTIVE)



R3-11b

PREFERENTIAL LANE OPERATION - HIGH-OCCUPANCY VEHICLES, FULL-TIME (POST-MOUNTED)

A	B	C	D	E	F	G	H	J	K
30	42	0.5	0.75	6.625	6.125	7.75	5 D	2.5	9
36	60	0.625	0.875	9.125	8.5	13	6 D	3	14.375
78	96	0.75	1.25	17	16.25	17.875	10 E	5	19.875

L	M	N	P	Q	R	S	T	U
11.520	0.989	3.125	7.406	8.480	5	2.5	0.75	1.875
13.824	1.187	3.75	8.888	10.176	7	3.5	1.125	2.25
25.637	3.778	6.25	15.608	19.959	13	6.5	2	3

UPPER SECTION

COLORS: LEGEND, BORDER — WHITE (RETROREFLECTIVE)
BACKGROUND — BLACK

LOWER SECTION

COLORS: LEGEND, BORDER — BLACK
BACKGROUND — WHITE (RETROREFLECTIVE)



R3-12f

PREFERENTIAL LANE AHEAD (POST-MOUNTED)

A	B	C	D	E	F	G	H	J	K	L	M	N
30	36	0.5	0.75	5	6 C	4	6.063	6.062	7.923	10.504	10.504	1.875
36	48	0.625	0.875	6.5	8 C	5.5	8.083	8.083	10.564	14.005	14.005	2.25
48	60	0.75	1.25	8	10 C	7	10.104	10.104	13.205	17.507	17.506	3

COLORS: LEGEND, BORDER – BLACK
BACKGROUND – WHITE (RETROREFLECTIVE)



R3-12g

PREFERENTIAL LANE ENDS (POST-MOUNTED)

A	B	C	D	E	F	G	H	J	K	L	M
30	36	0.5	0.75	5	6 C	4	6.063	6.062	7.923	8.193	1.875
36	48	0.625	0.875	6.5	8 C	5.5	8.083	8.083	10.564	10.924	2.25
48	60	0.75	1.25	8	10 C	7	10.104	10.104	13.205	13.655	3

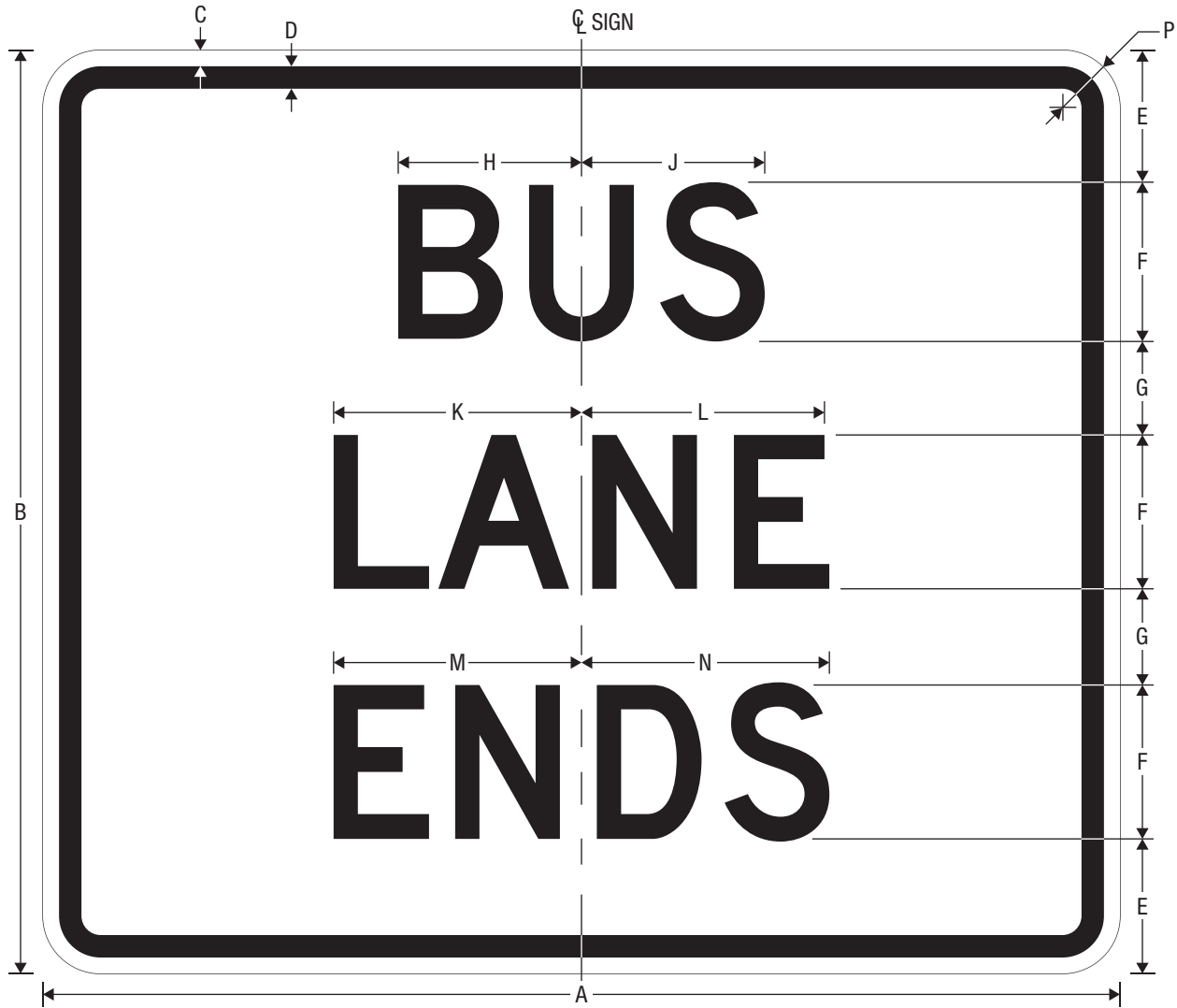
COLORS: LEGEND, BORDER – BLACK
BACKGROUND – WHITE (RETROREFLECTIVE)



R3-15d
PREFERENTIAL LANE AHEAD OR ENDS (OVERHEAD)

A	B	C	D	E	F	G	H	J	K	L	M	N	P
42	36	0.625	0.875	5.25	6 D	3.75	7.147	7.147	9.666	9.665	12.909	12.908	2.25
54	48	0.75	1.25	7	8 D	5	9.529	9.529	12.887	12.887	17.211	17.211	3
72	60	0.75	1.25	8.625	10 D	6.375	11.912	11.911	16.109	16.109	21.514	21.514	3

COLORS: LEGEND, BORDER — BLACK
BACKGROUND — WHITE (RETROREFLECTIVE)

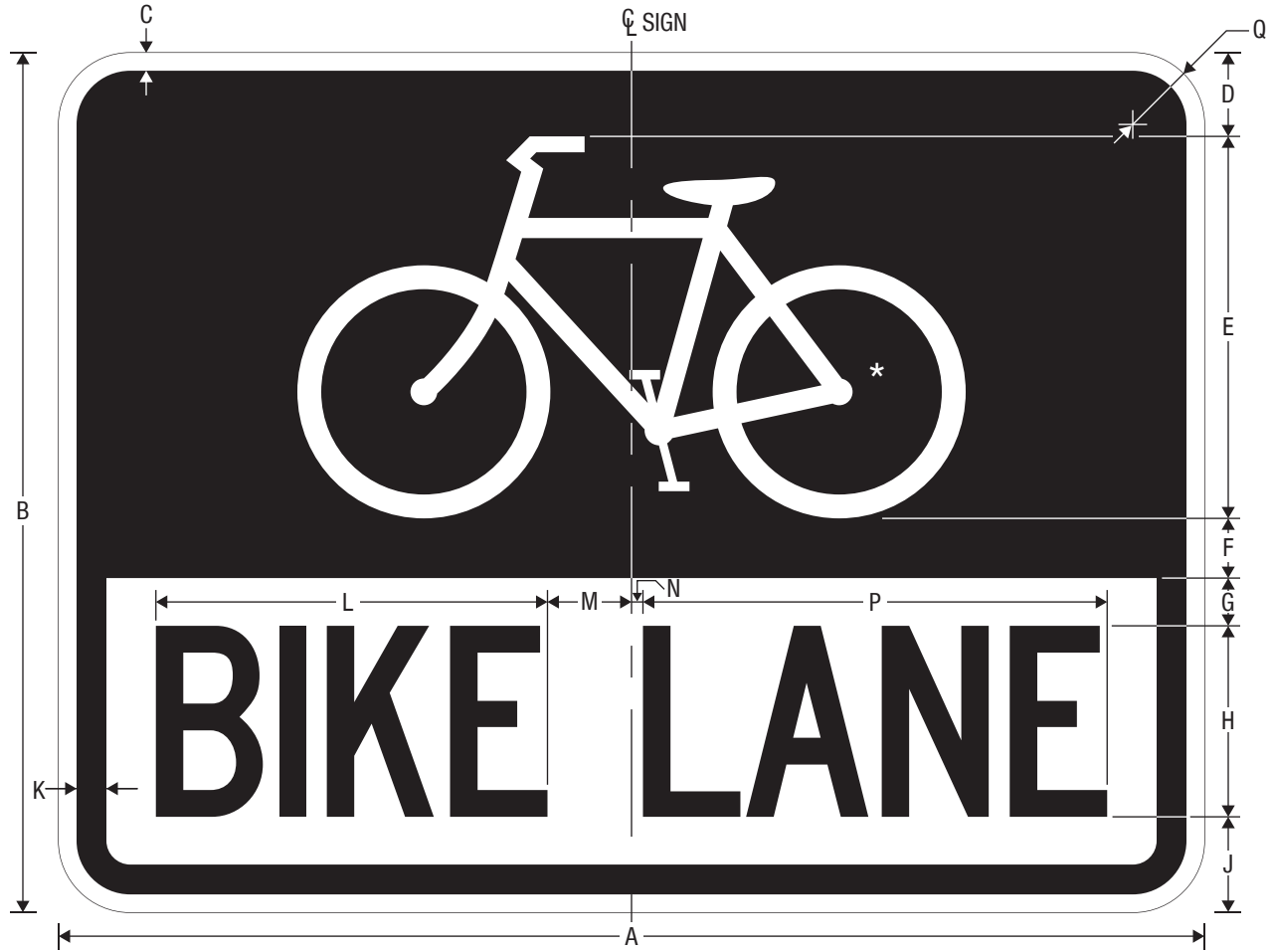


R3-15e

PREFERENTIAL LANE AHEAD OR ENDS (OVERHEAD)

A	B	C	D	E	F	G	H	J	K	L	M	N	P
42	36	0.625	0.875	5.25	6 D	3.75	7.147	7.147	9.666	9.665	9.668	9.667	2.25
54	48	0.75	1.25	7	8 D	5	9.529	9.529	12.887	12.887	12.890	12.890	3
72	60	0.75	1.25	8.625	10 D	6.375	11.912	11.911	16.109	16.109	16.113	16.112	3

COLORS: LEGEND, BORDER — BLACK
BACKGROUND — WHITE (RETROREFLECTIVE)



R3-17
BIKE LANE

* See page 8-4 for symbol design.

** Reduce Spacing 50%.

A	B	C	D	E	F	G	H
24	18	0.375	1.75	8	1.25	1	4 C**

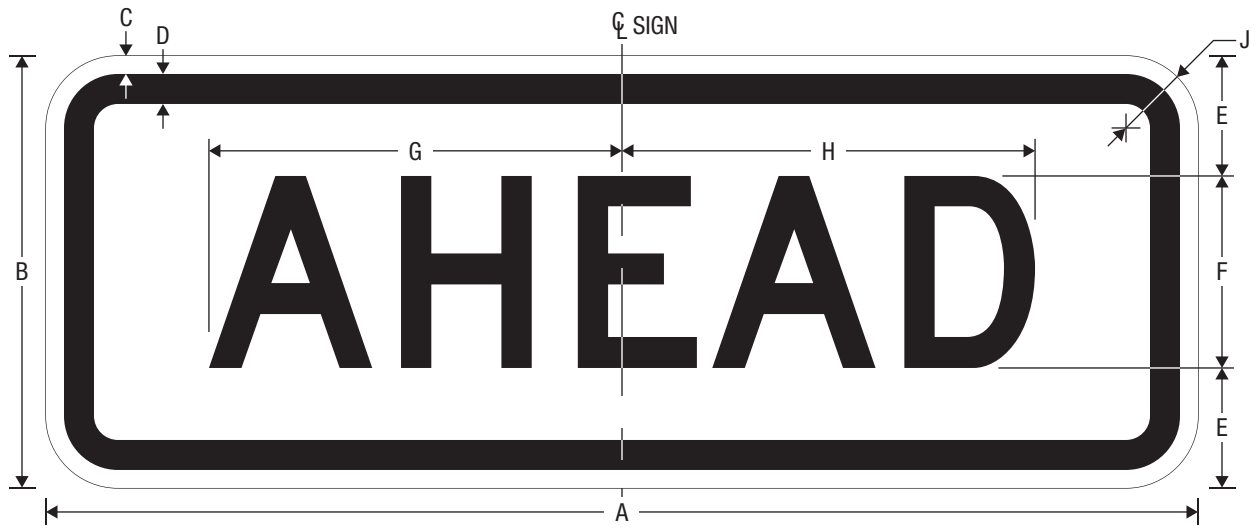
J	K	L	M	N	P	Q
2	0.625	8.203	1.757	0.243	9.724	1.5

TOP SECTION

COLORS: LEGEND, BORDER – WHITE (RETROREFLECTIVE)
BACKGROUND – BLACK

BOTTOM SECTION

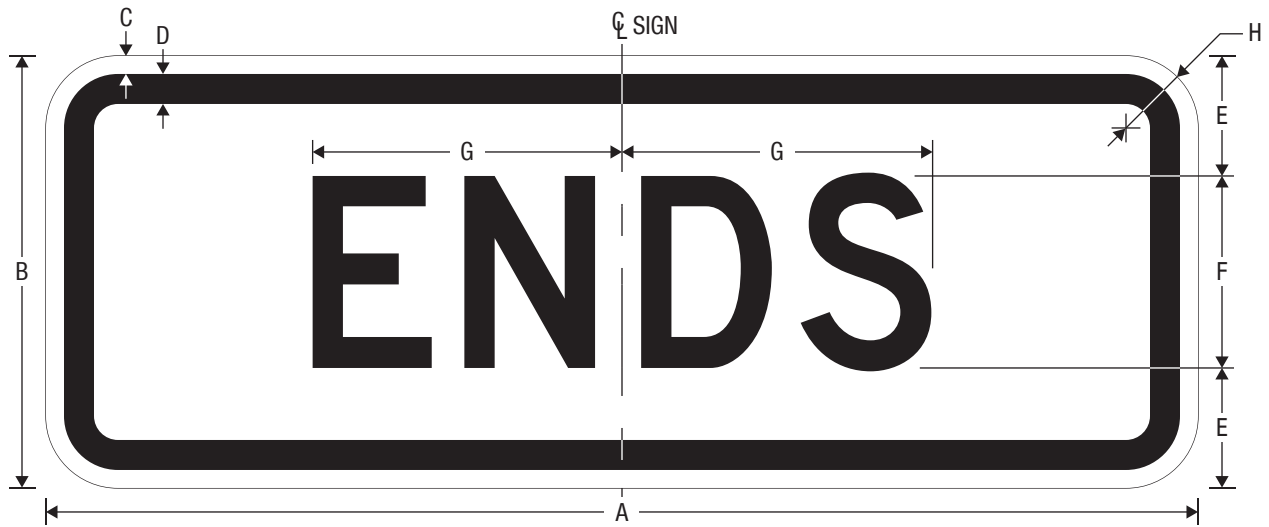
COLORS: LEGEND, BORDER – BLACK
BACKGROUND – WHITE (RETROREFLECTIVE)



R3-17aP
AHEAD (PLAQUE)

A	B	C	D	E	F	G	H	J
24	9	0.375	0.625	2.5	4 D	8.606	8.605	1.5

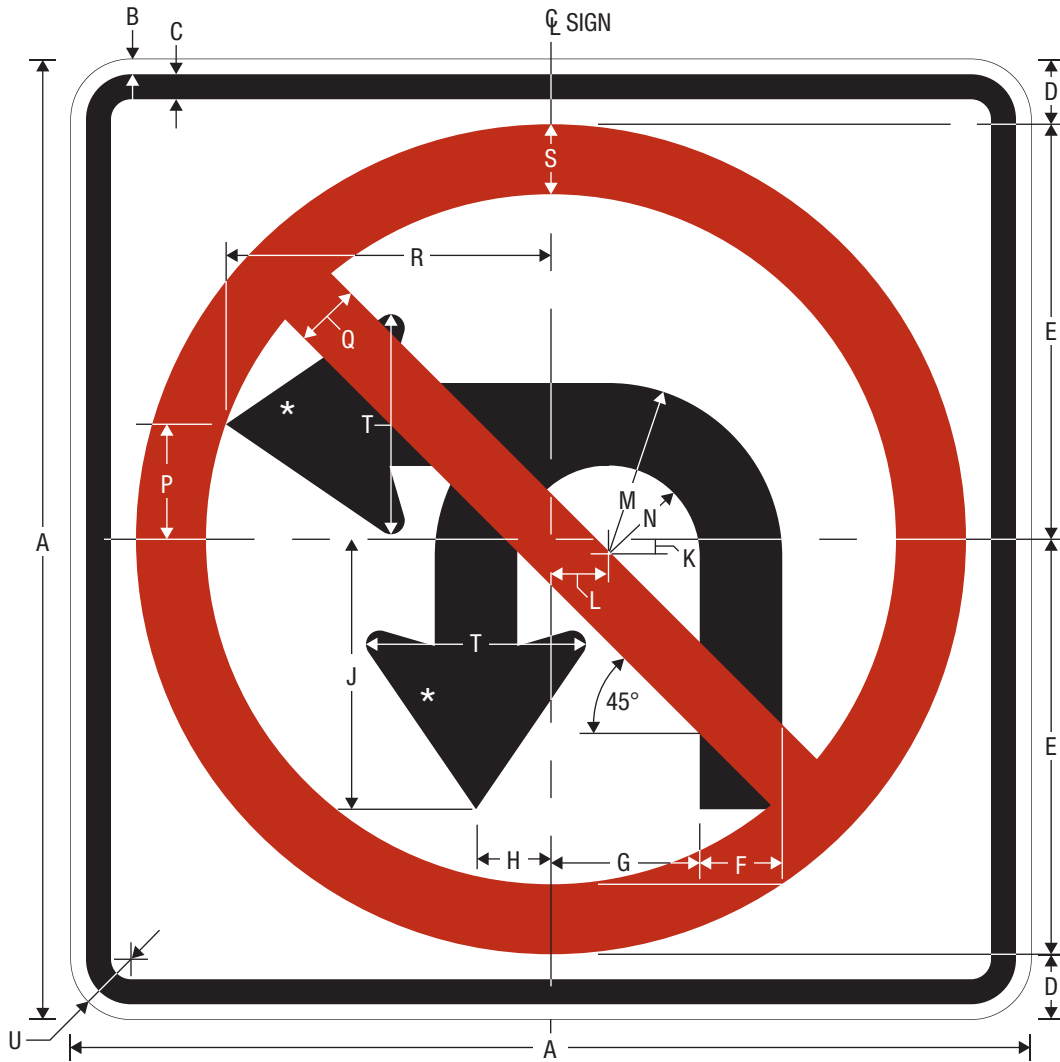
COLORS: LEGEND, BORDER – BLACK
BACKGROUND – WHITE (RETROREFLECTIVE)



R3-17bP
ENDS (PLAQUE)

A	B	C	D	E	F	G	H
24	9	0.375	0.625	2.5	4 D	6.445	1.5

COLORS: LEGEND, BORDER – BLACK
BACKGROUND – WHITE (RETROREFLECTIVE)



R3-18

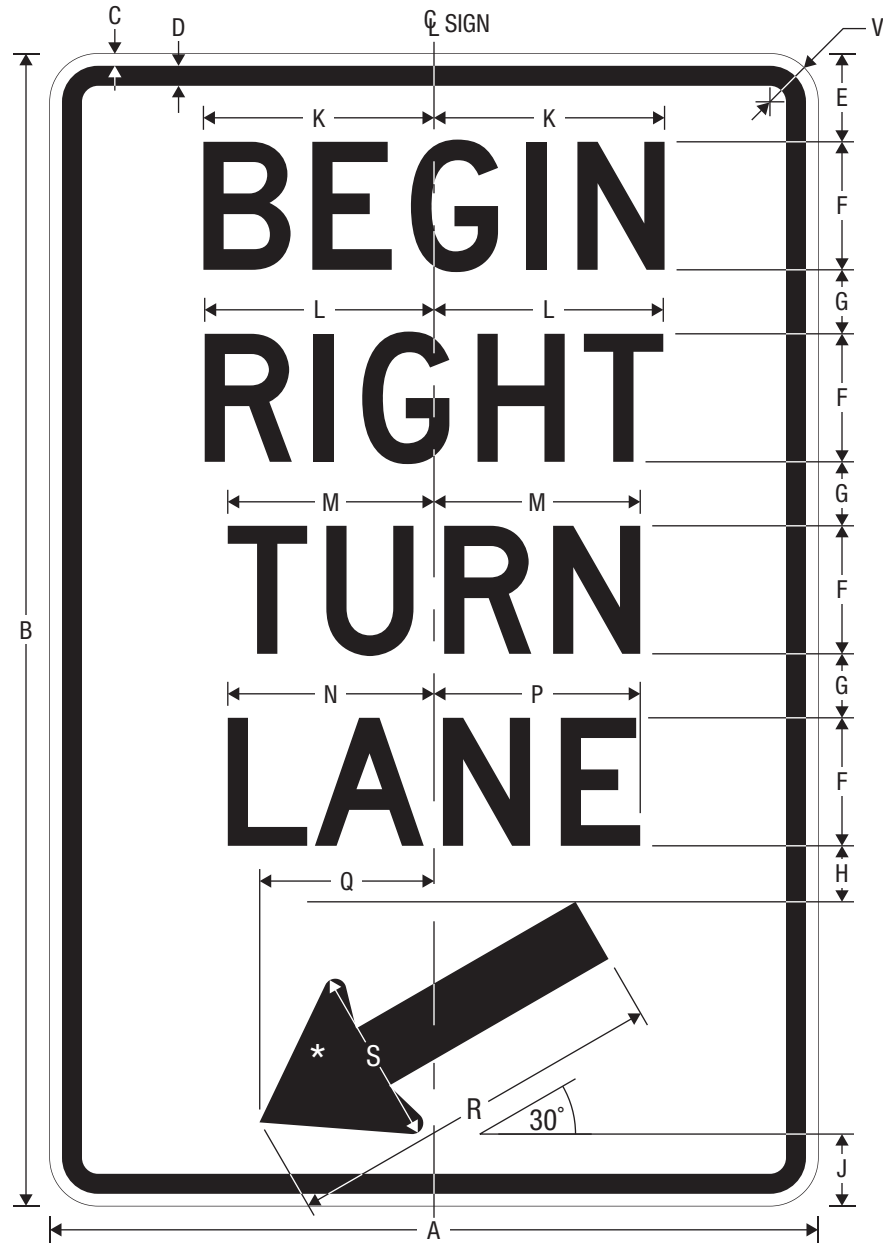
MOVEMENT PROHIBITION - NO U OR LEFT TURN

* See page 7-3 for arrow design.

A	B	C	D	E	F	G	H	J	K
24	0.375	0.625	1.625	10.375	2.063	3.719	1.875	6.75	0.438
36	0.625	0.875	2.437	15.563	3.094	5.578	2.812	10.125	0.656
48	0.75	1.25	3.25	20.75	4.125	7.434	3.75	13.5	0.875

L	M	N	P	Q	R	S	T	U
1.438	4.344	2.281	2.875	1.625	8.125	1.75	5.25	1.5
2.156	6.516	3.422	4.312	2.438	12.188	2.625	8.25	2.25
2.875	8.688	4.562	5.75	3.25	16.25	3.5	11	3

COLORS: CIRCLE, DIAGONAL— RED (RETROREFLECTIVE)
 ARROW, BORDER — BLACK
 BACKGROUND — WHITE (RETROREFLECTIVE)



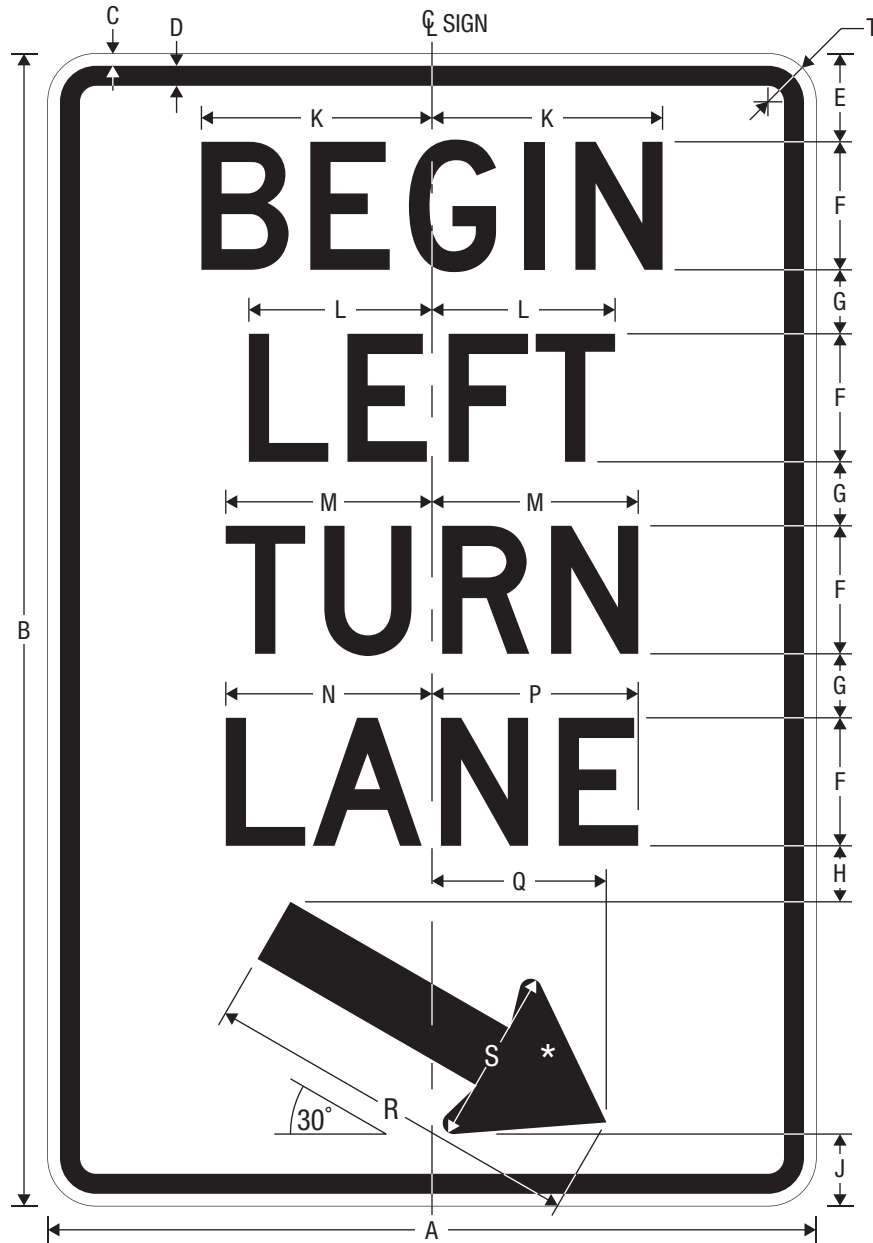
R3-20R
BEGIN RIGHT TURN LANE

* See page 7-3 for arrow design.

A	B	C	D	E	F	G	H	J
24	36	0.375	0.625	2.75	4 D	2	1.75	2.242

K	L	M	N	P	Q	R	S	T
7.205	7.165	6.445	6.444	6.443	5.454	12	5.5	1.5

COLORS: LEGEND, BORDER – BLACK
BACKGROUND – WHITE (RETROREFLECTIVE)



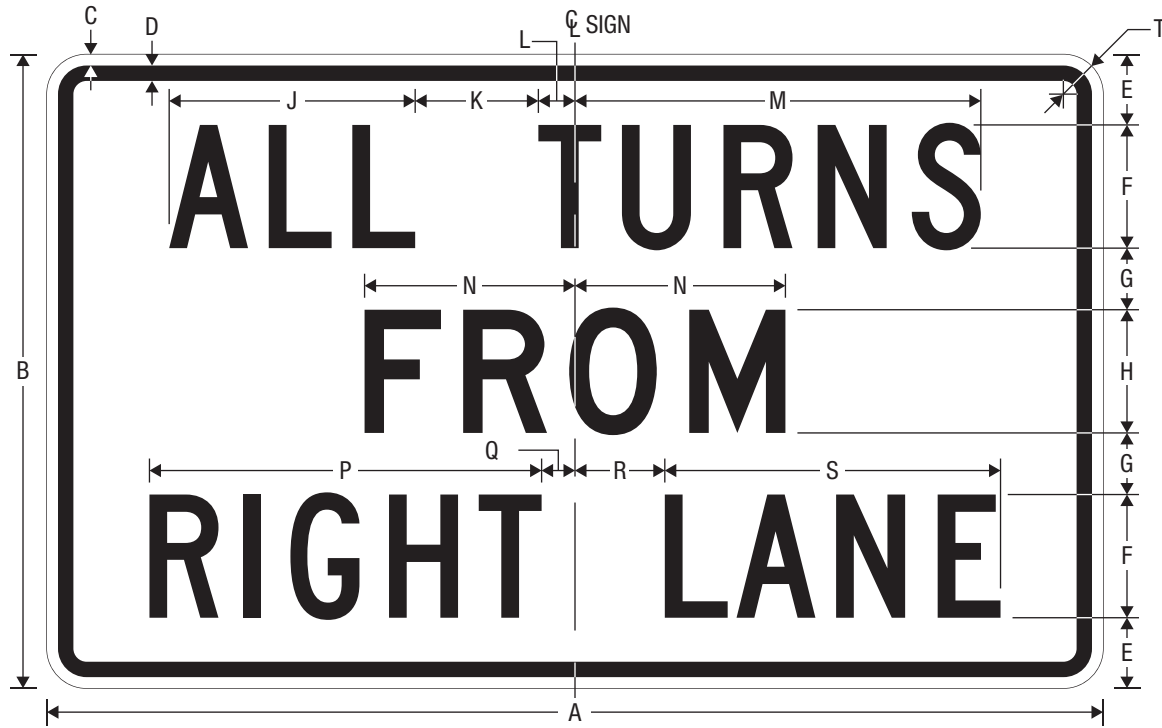
R3-20L
BEGIN LEFT TURN LANE

* See page 7-3 for arrow design.

A	B	C	D	E	F	G	H	J
24	36	0.375	0.625	2.75	4 D	2	1.75	2.242

K	L	M	N	P	Q	R	S	T
7.205	5.722	6.445	6.444	6.443	5.454	12	5.5	1.5

COLORS: LEGEND, BORDER – BLACK
BACKGROUND – WHITE (RETROREFLECTIVE)



R3-23

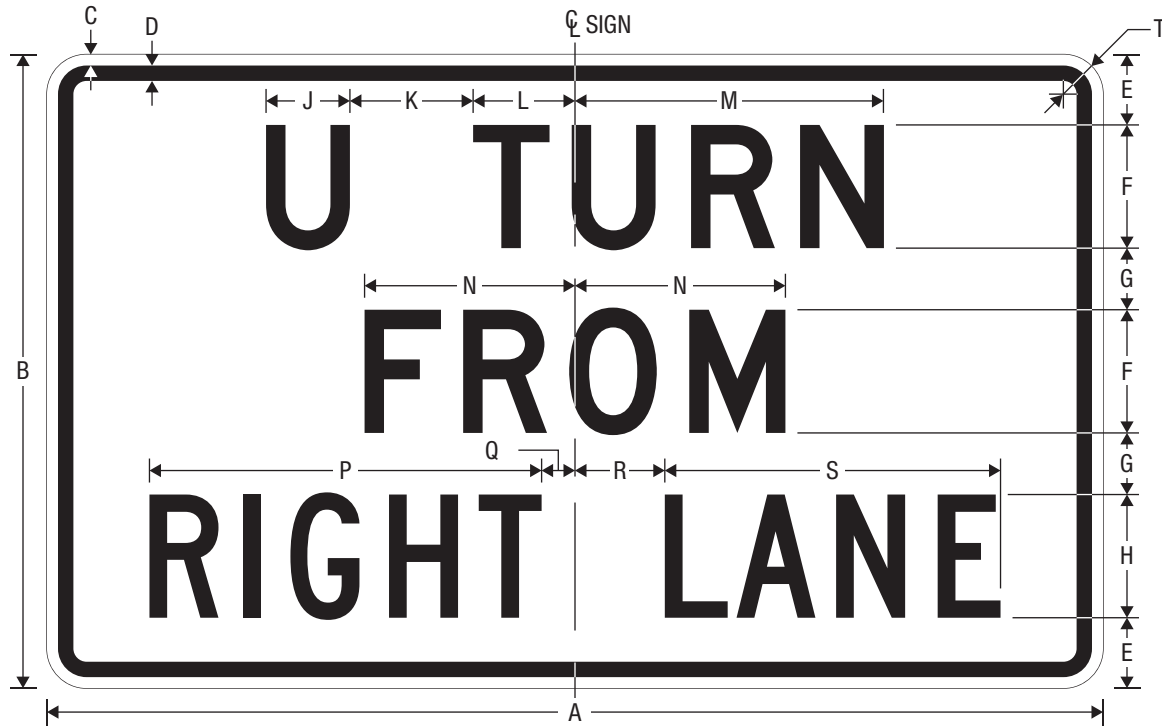
ALL TURNS FROM RIGHT LANE

* Increase Spacing 20%.

A	B	C	D	E	F	G	H	J
60	36	0.625	0.875	4	7 C*	3.5	7 D*	13.977

K	L	M	N	P	Q	R	S	T
7	2.081	23.058	11.956	22.281	1.897	5.103	19.075	2.25

COLORS: LEGEND, BORDER – BLACK
BACKGROUND – WHITE (RETROREFLECTIVE)




R3-23a
U TURN FROM RIGHT LANE

* Increase Spacing 20%.

A	B	C	D	E	F	G	H	J
60	36	0.625	0.875	4	7 D*	3.5	7 C*	4.765

K	L	M	N	P	Q	R	S	T
7	5.789	17.553	11.956	22.281	1.897	5.103	19.075	2.25

COLORS: LEGEND, BORDER – BLACK
BACKGROUND – WHITE (RETROREFLECTIVE)



R3-24

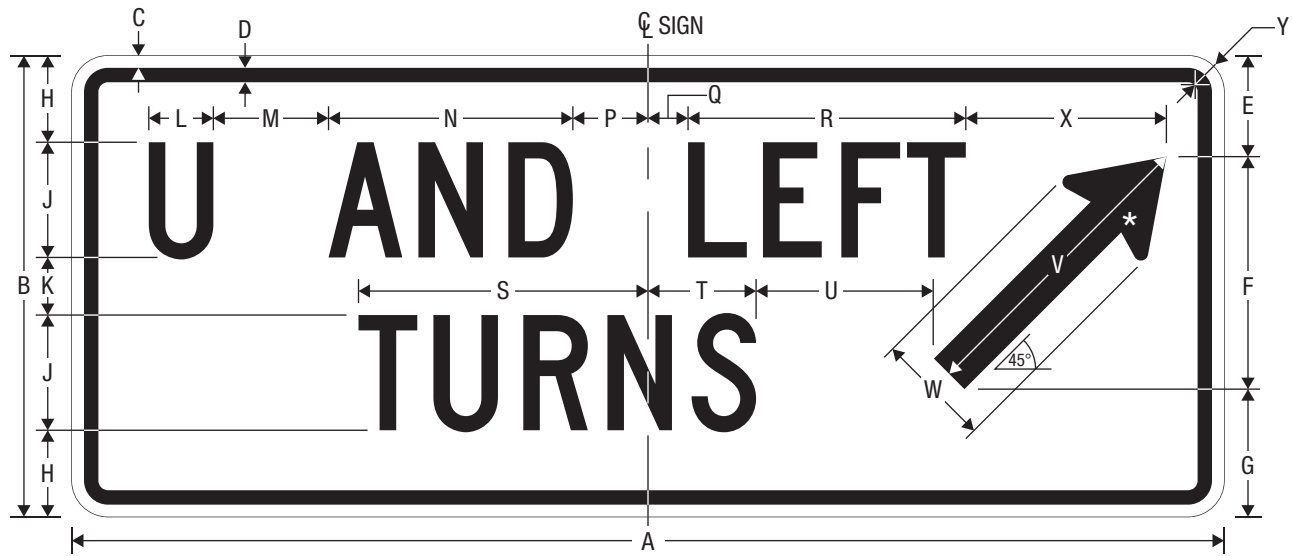
ALL TURNS DIRECTIONAL (OBLIQUE)

* See page 7-3 for arrow design.

A	B	C	D	E	F	G	H	J
72	18	0.375	0.625	3.874	10.253	3.873	5	8 C

K	L	M	N	P	Q	R	S
15.526	5.5	10.474	17.136	14.253	13	8	1.5

COLORS: LEGEND, BORDER – BLACK
BACKGROUND – WHITE (RETROREFLECTIVE)



R3-24a

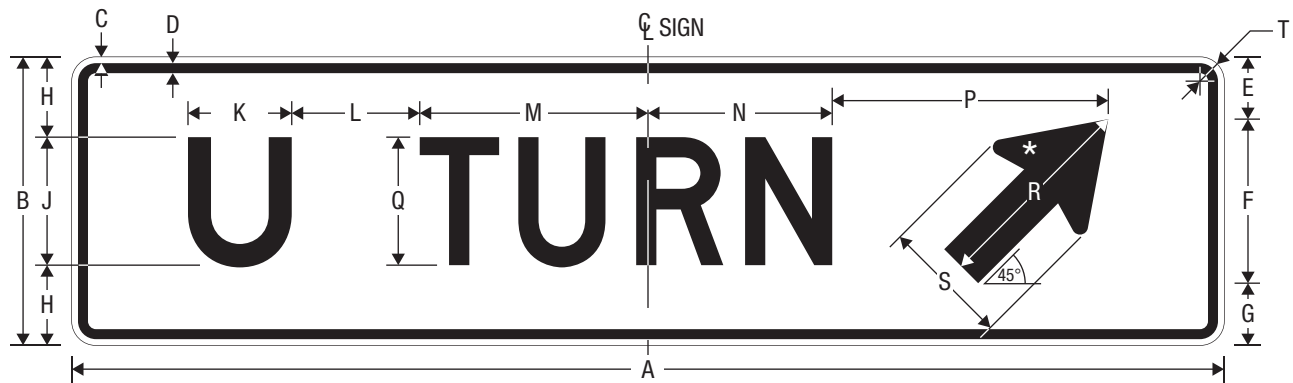
U AND LEFT TURNS DIRECTIONAL (OBLIQUE)

* See page 7-3 for arrow design.

A	B	C	D	E	F	G	H	J	K	L	M
60	24	0.625	0.75	5.25	13.523	5.227	4.5	6 C	3	3.362	6

N	P	Q	R	S	T	U	V	W	X	Y
12.725	3.914	2.086	14.466	15.078	5.630	7.846	16	6	10.447	1.875

COLORS: LEGEND, BORDER – BLACK
BACKGROUND – WHITE (RETROREFLECTIVE)



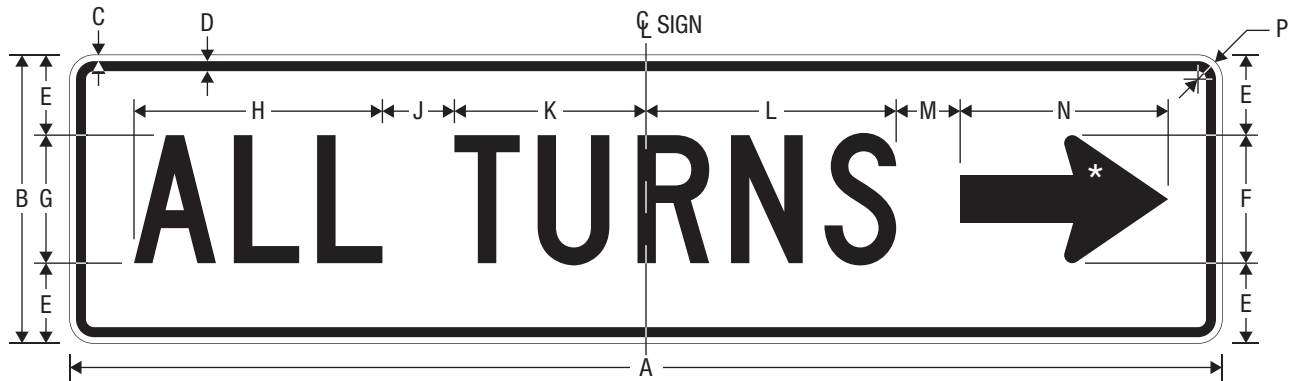
R3-24b
U TURN DIRECTIONAL (OBLIQUE)

* See page 7-3 for arrow design.

A	B	C	D	E	F	G	H	J
72	18	0.375	0.625	3.874	10.253	3.873	5	8 E

K	L	M	N	P	Q	R	S	T
6.484	8	14.266	11.514	7	8 D	13	8	1.5

COLORS: LEGEND, BORDER – BLACK
BACKGROUND – WHITE (RETROREFLECTIVE)

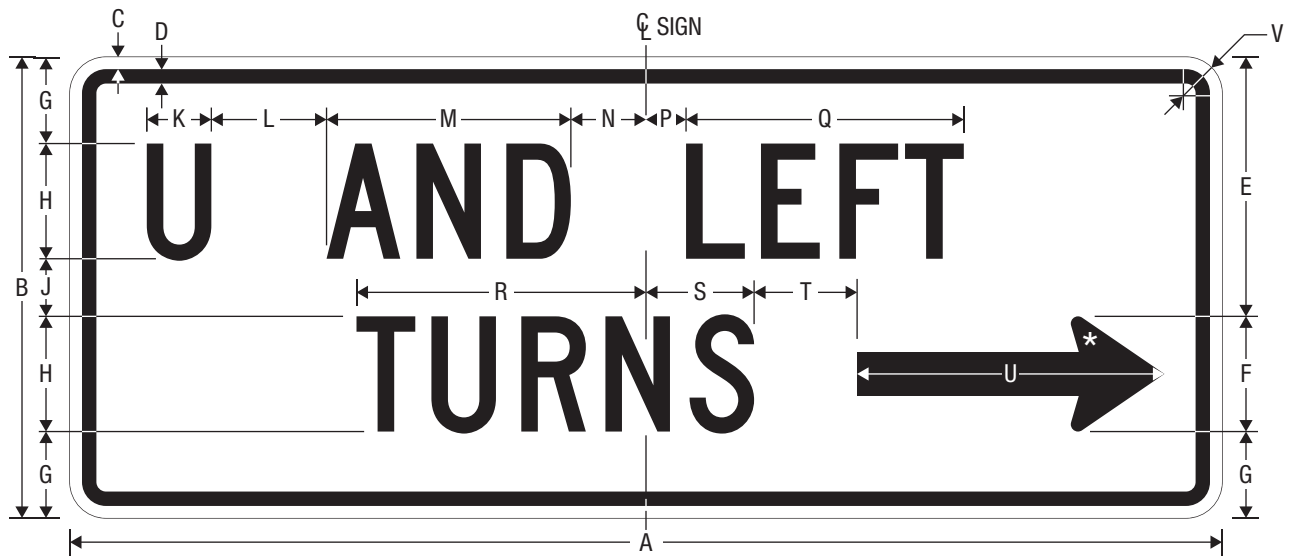


R3-25
ALL TURNS DIRECTIONAL

* See page 7-3 for arrow design.

A	B	C	D	E	F	G	H	J	K	L	M	N	P
72	18	0.375	0.625	5	8	8 C	15.526	4.5	11.974	15.636	4	13	1.5

COLORS: LEGEND, BORDER — BLACK
BACKGROUND — WHITE (RETROREFLECTIVE)



R3-25a


U AND LEFT TURNS DIRECTIONAL

* See page 7-3 for arrow design.

A	B	C	D	E	F	G	H	J	K
60	24	0.625	0.75	13.5	6	4.5	6 C	3	3.362

L	M	N	P	Q	R	S	T	U	V
6	12.725	3.913	2.087	14.466	15.078	5.630	5.370	16	1.875

COLORS: LEGEND, BORDER — BLACK
BACKGROUND — WHITE (RETROREFLECTIVE)

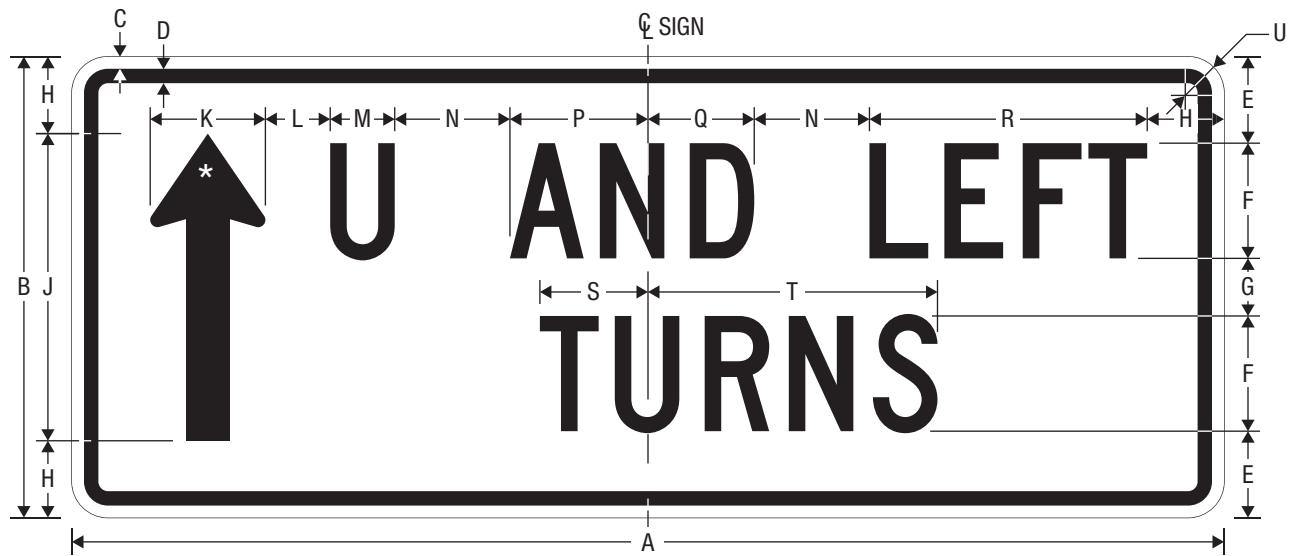


R3-25b
U TURN DIRECTIONAL

* See page 7-3 for arrow design.

A	B	C	D	E	F	G	H	J	K	L	M	N	P
72	18	0.375	0.625	5	8	8 E	6.484	15.641	10.139	7	8 D	13	1.5

COLORS: LEGEND, BORDER – BLACK
BACKGROUND – WHITE (RETROREFLECTIVE)



R3-26

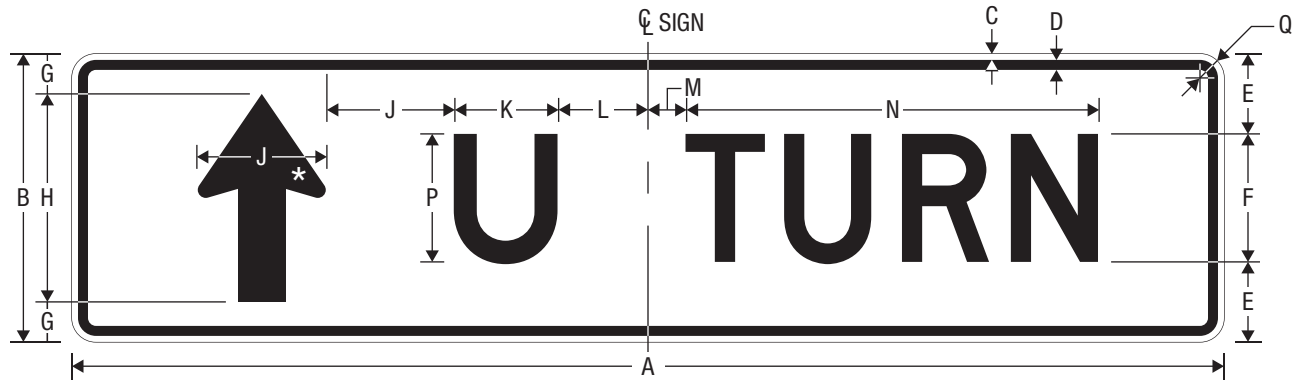
U AND LEFT TURNS DIRECTIONAL (THROUGH)

* See page 7-3 for arrow design.

A	B	C	D	E	F	G	H	J	K
60	24	0.625	0.75	4.5	6 C	3	4	16	6

L	M	N	P	Q	R	S	T	U
3.375	3.362	6	7.191	5.534	14.466	5.630	15.078	1.875

COLORS: LEGEND, BORDER — BLACK
BACKGROUND — WHITE (RETROREFLECTIVE)



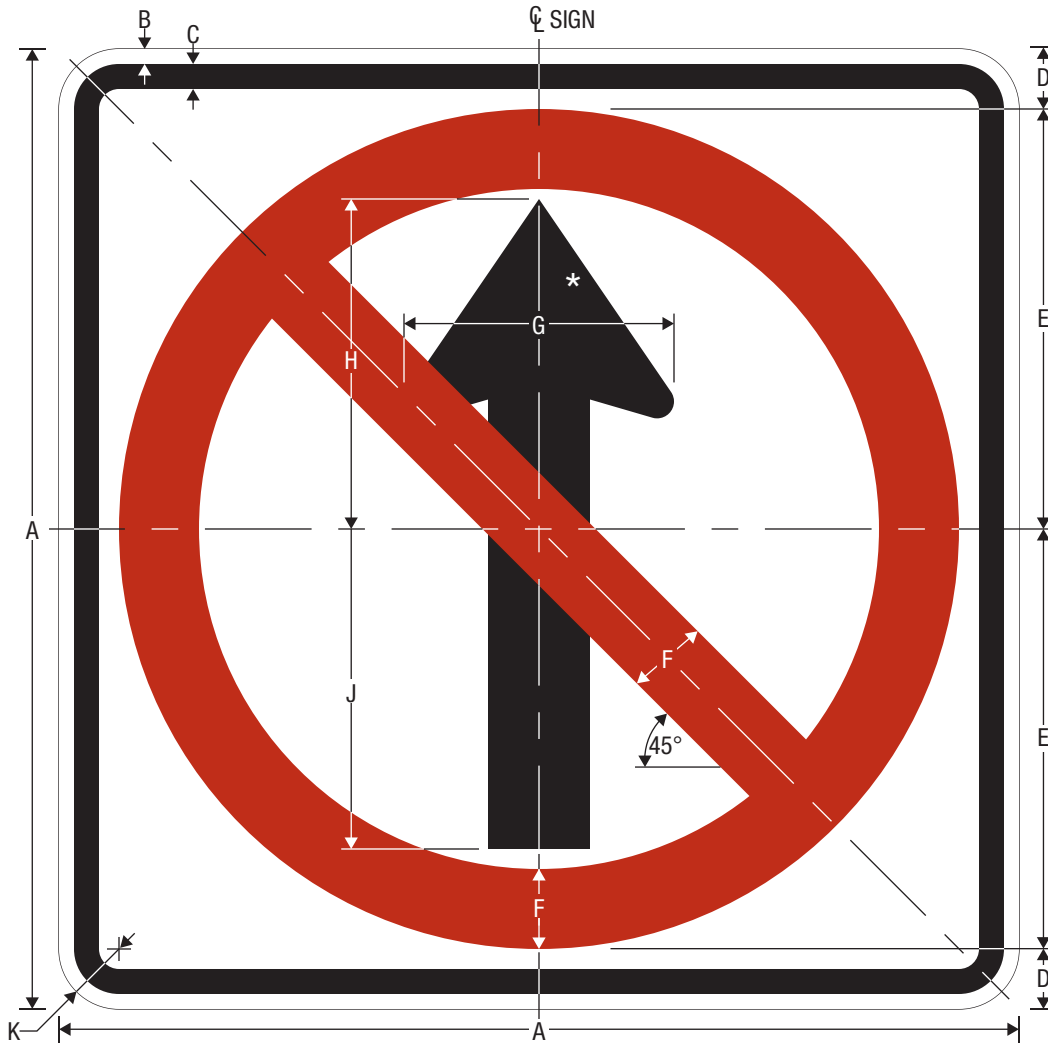
R3-26a
U TURN DIRECTIONAL (THROUGH)

* See page 7-3 for arrow design.

A	B	C	D	E	F	G	H
72	18	0.375	0.625	5	8 D	2.5	13

J	K	L	M	N	P	Q
8	6.484	5.655	2.345	25.780	8 E	1.5

COLORS: LEGEND, BORDER – BLACK
BACKGROUND – WHITE (RETROREFLECTIVE)



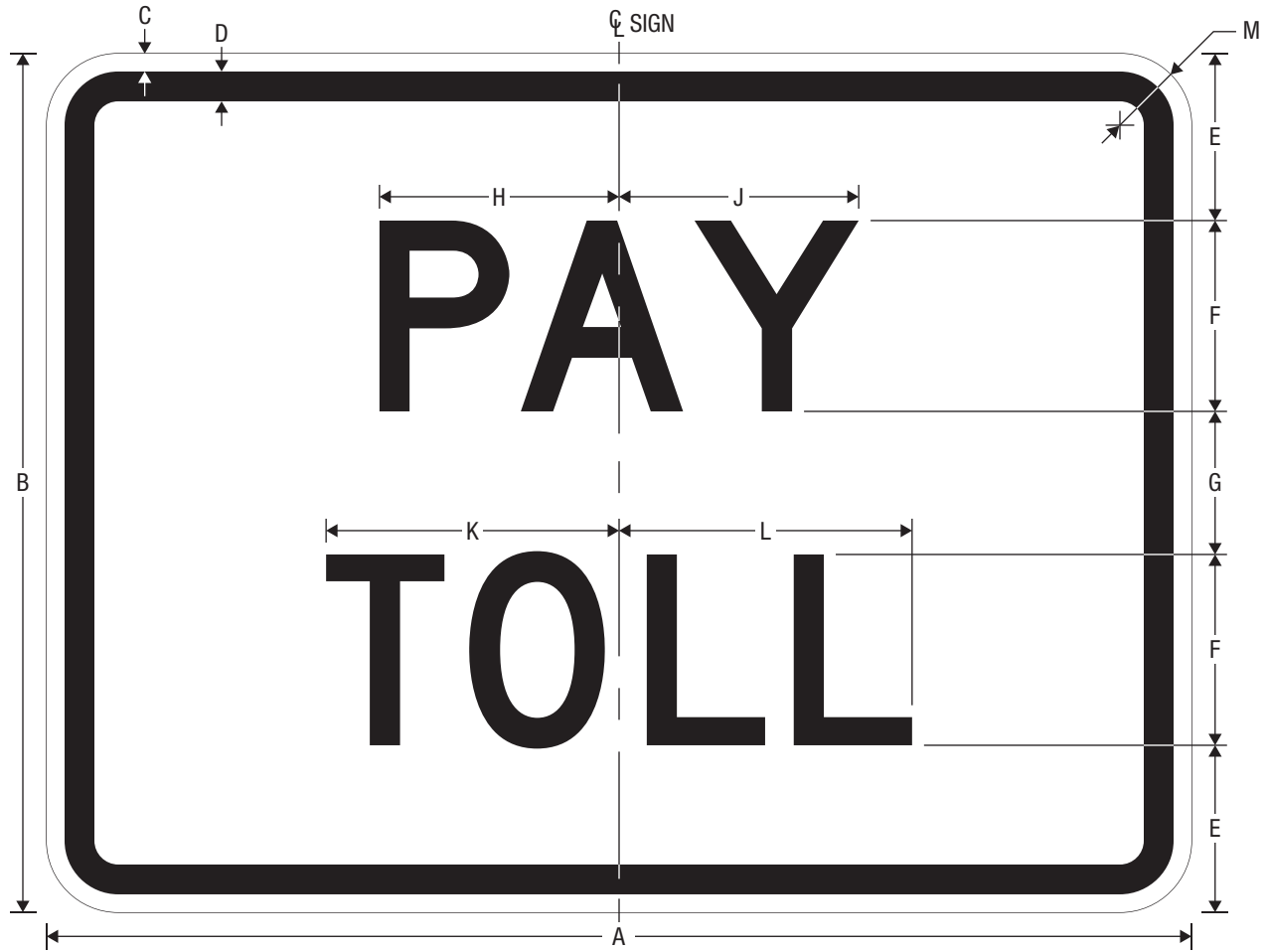
R3-27

MOVEMENT PROHIBITION - NO STRAIGHT THROUGH

* See page 7-3 for arrow design.

A	B	C	D	E	F	G	H	J	K
24	0.375	0.625	1.5	10.5	2	6.75	8.25	8	1.5
36	0.625	0.875	2.25	15.75	3	10.125	12.375	12.125	2.25
48	0.75	1.25	3	21	4	13.5	16.5	16.25	3

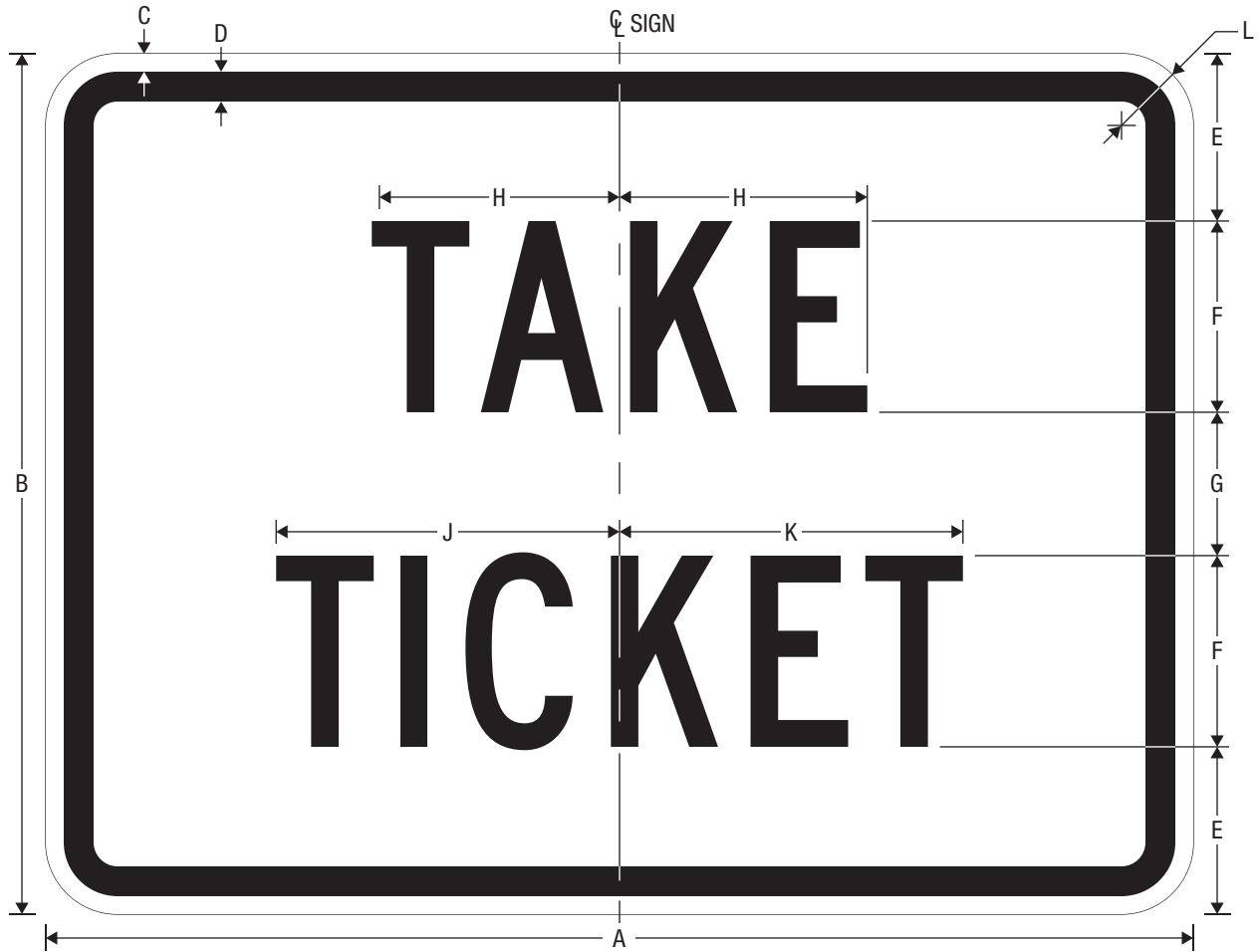
COLORS: CIRCLE, DIAGONAL — RED (RETROREFLECTIVE)
 ARROW, BORDER — BLACK
 BACKGROUND — WHITE (RETROREFLECTIVE)



R3-29P
PAY TOLL (PLAQUE)

A	B	C	D	E	F	G	H	J	K	L	M
24	18	0.375	0.625	3.5	4 D	3	5.024	5.023	6.143	6.142	1.5

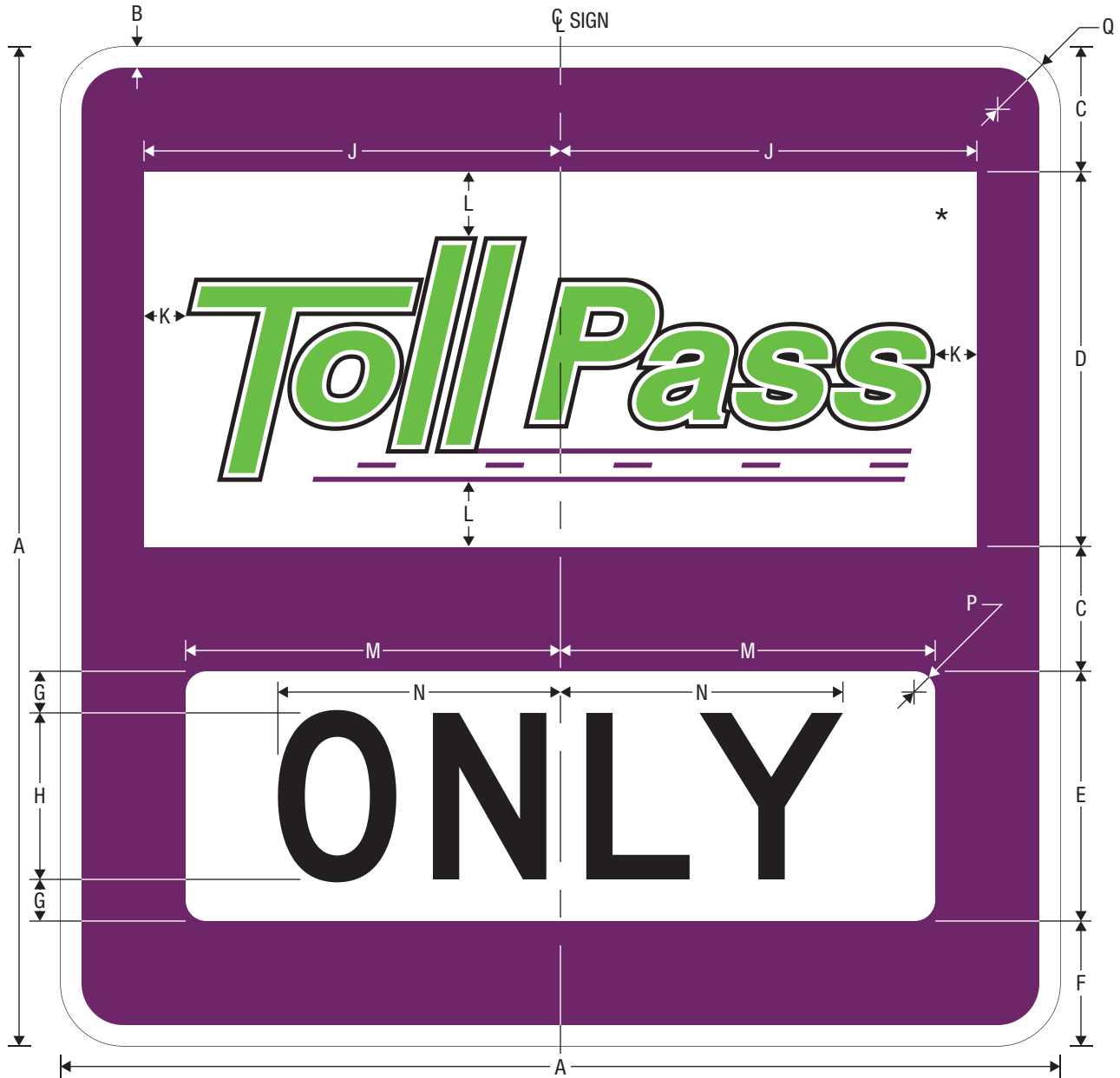
COLORS: LEGEND, BORDER – BLACK
BACKGROUND – WHITE (RETROREFLECTIVE)



R3-30P
TAKE TICKET (PLAQUE)

A	B	C	D	E	F	G	H	J	K	L
24	18	0.375	0.625	3.5	4 C	3	5.182	7.183	7.182	1.5

COLORS: LEGEND, BORDER – BLACK
BACKGROUND – WHITE (RETROREFLECTIVE)



R3-31
ETC ACCOUNT-ONLY

* Pictograph shown is an example.

A	B	C	D	E	F	G	H	J	K	L	M	N	P	Q
24	0.5	3 MIN	9 MAX	6	3	1	4 D	10 MAX	1 MIN	1 MIN	9	6.784	0.5	1.5
36	0.75	4 MIN	15 MAX	9	4	1.5	6 D	15 MAX	2 MIN	2 MIN	13.5	10.176	0.5	2.25

COLORS:

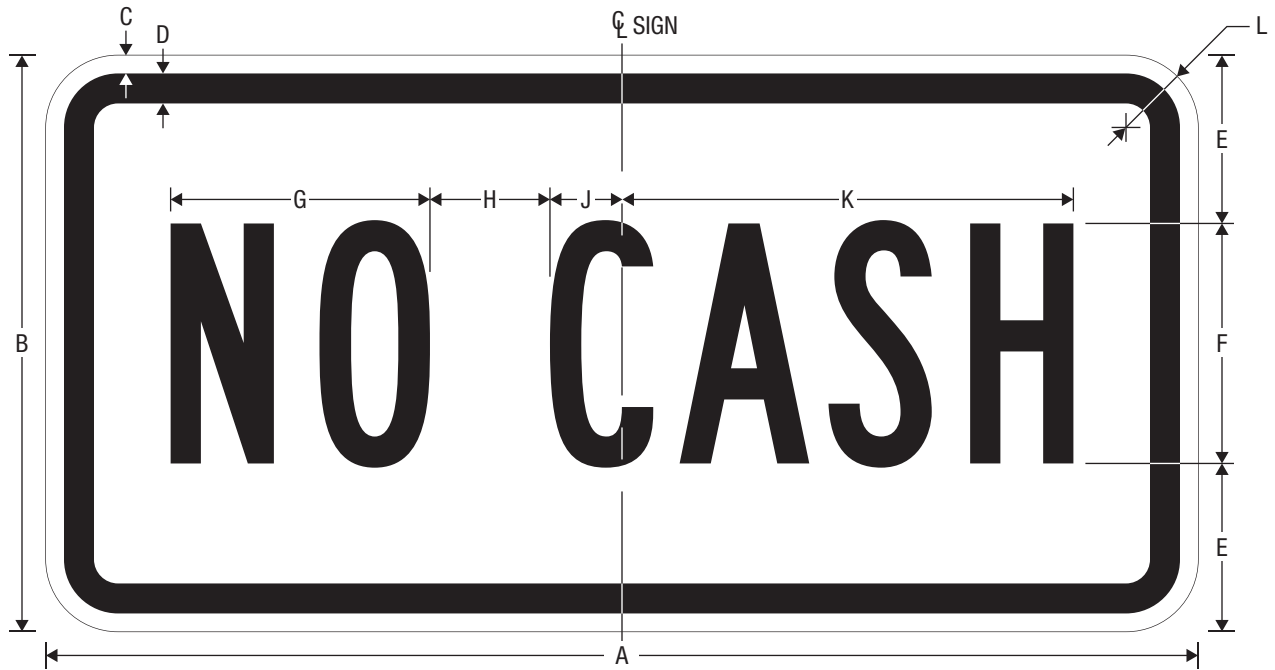
BORDER — WHITE
(RETROREFLECTIVE)
BACKGROUND — PURPLE
(RETROREFLECTIVE)

ONLY PANEL:

LEGEND — BLACK
BACKGROUND — WHITE (RETROREFLECTIVE)
NO BORDER

PICTOGRAPH — VARIES

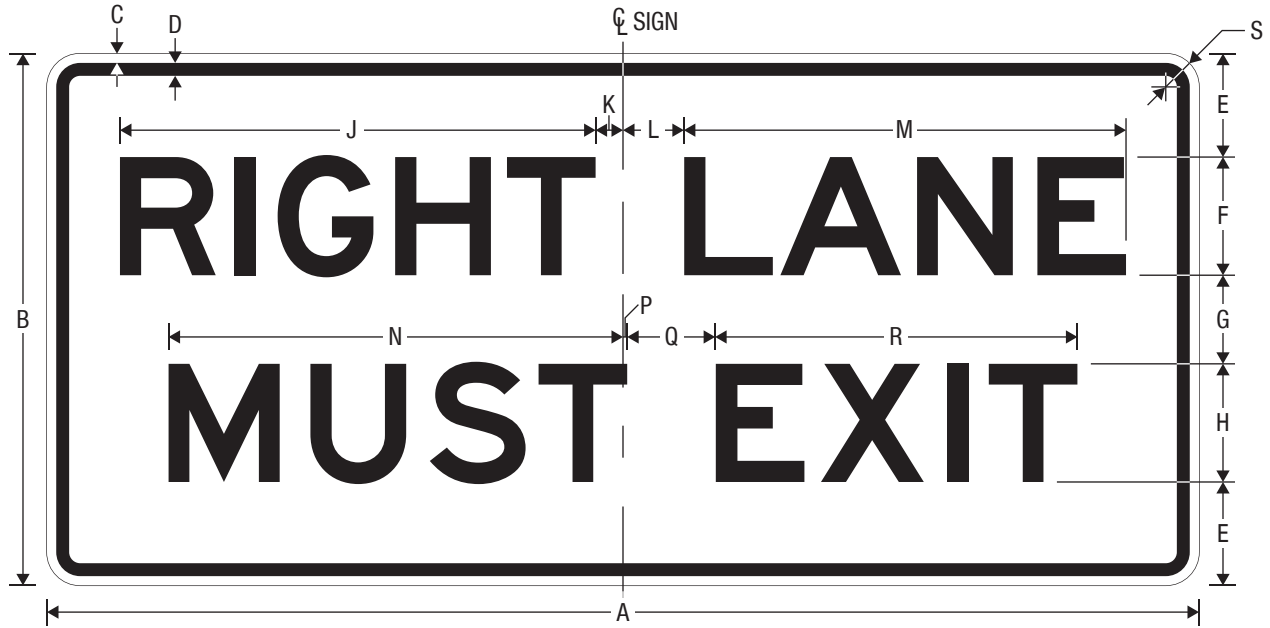
(RETROREFLECTIVE)
(SEE MUTCD FOR LEGEND AND
UNDERLAY COLORS)



R3-32P
NO CASH (PLAQUE)

A	B	C	D	E	F	G	H	J	K	L
24	12	0.375	0.625	3.5	5 B	5.403	2.5	1.501	9.404	1.5
36	18	0.375	0.625	5	8 B	8.644	3.25	2.777	14.671	1.5

COLORS: LEGEND, BORDER – BLACK
BACKGROUND – WHITE (RETROREFLECTIVE)



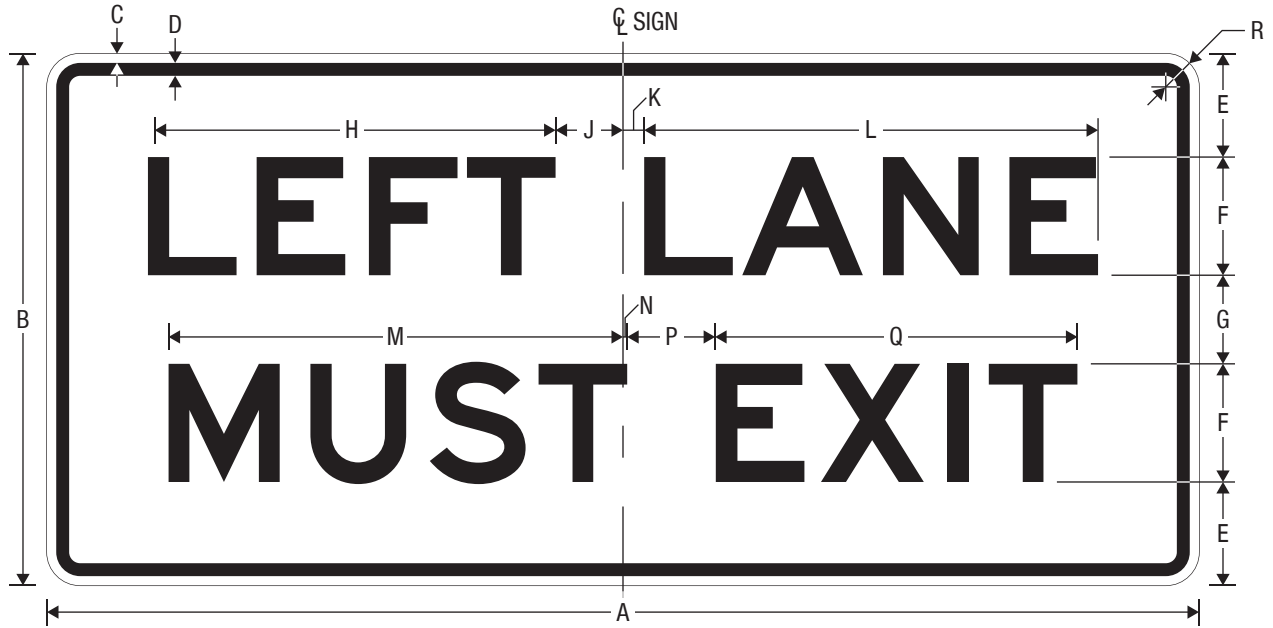
R3-33R
RIGHT LANE MUST EXIT

* Reduce Spacing 20%.

A	B	C	D	E	F	G	H	J
78	36	0.625	0.875	7	8 E*	6	8 E	32.204

K	L	M	N	P	Q	R	S
1.855	4.145	29.914	30.768	0.284	6	24.484	2.25

COLORS: LEGEND, BORDER – BLACK
BACKGROUND – WHITE (RETROREFLECTIVE)

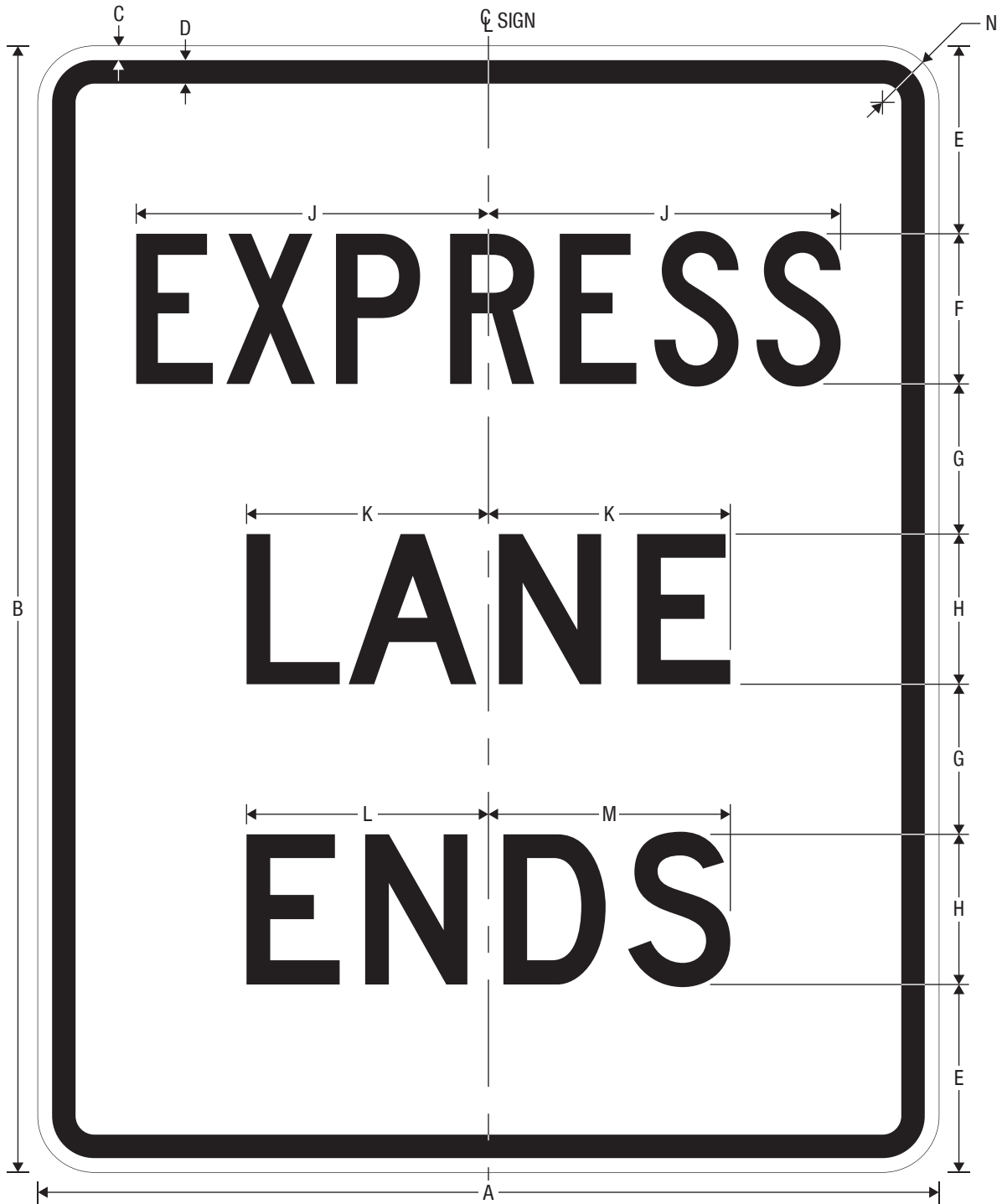


R3-33L
LEFT LANE MUST EXIT

A	B	C	D	E	F	G	H
78	36	0.625	0.875	7	8 E	6	27.600

J	K	L	M	N	P	Q	R
4.565	1.435	30.730	30.768	0.284	6	24.484	2.25

COLORS: LEGEND, BORDER – BLACK
BACKGROUND – WHITE (RETROREFLECTIVE)

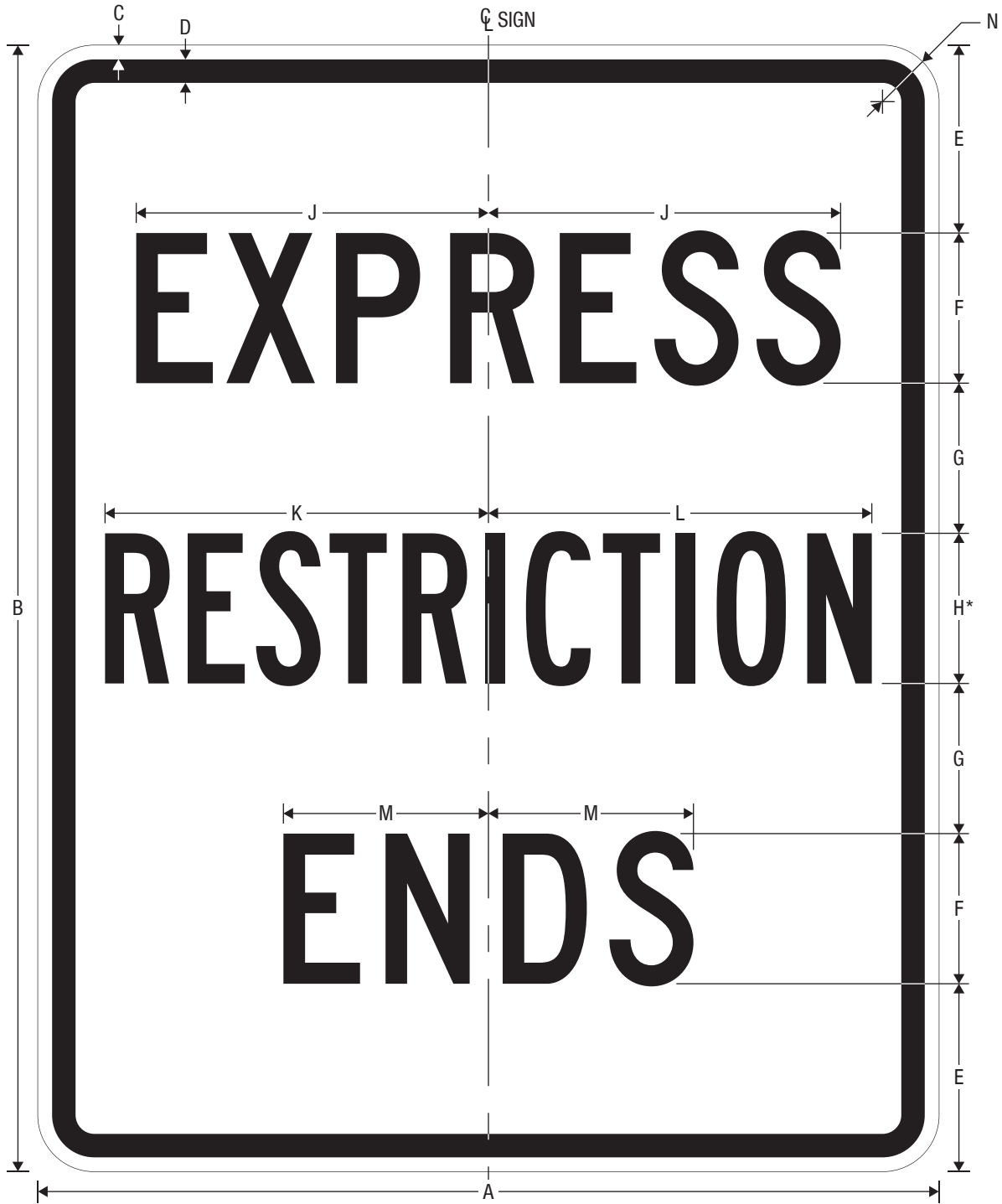


R3-42

PRICED MANAGED LANE ENDS (POST-MOUNTED)

A	B	C	D	E	F	G	H	J	K	L	M	N
48	60	0.75	1.25	10	8 C	8	8 D	18.767	12.887	12.890	12.890	3
60	78	0.75	1.25	14	10 C	10	10 D	23.459	16.109	16.113	16.112	3

COLORS: LEGEND, BORDER – BLACK
BACKGROUND – WHITE (RETROREFLECTIVE)



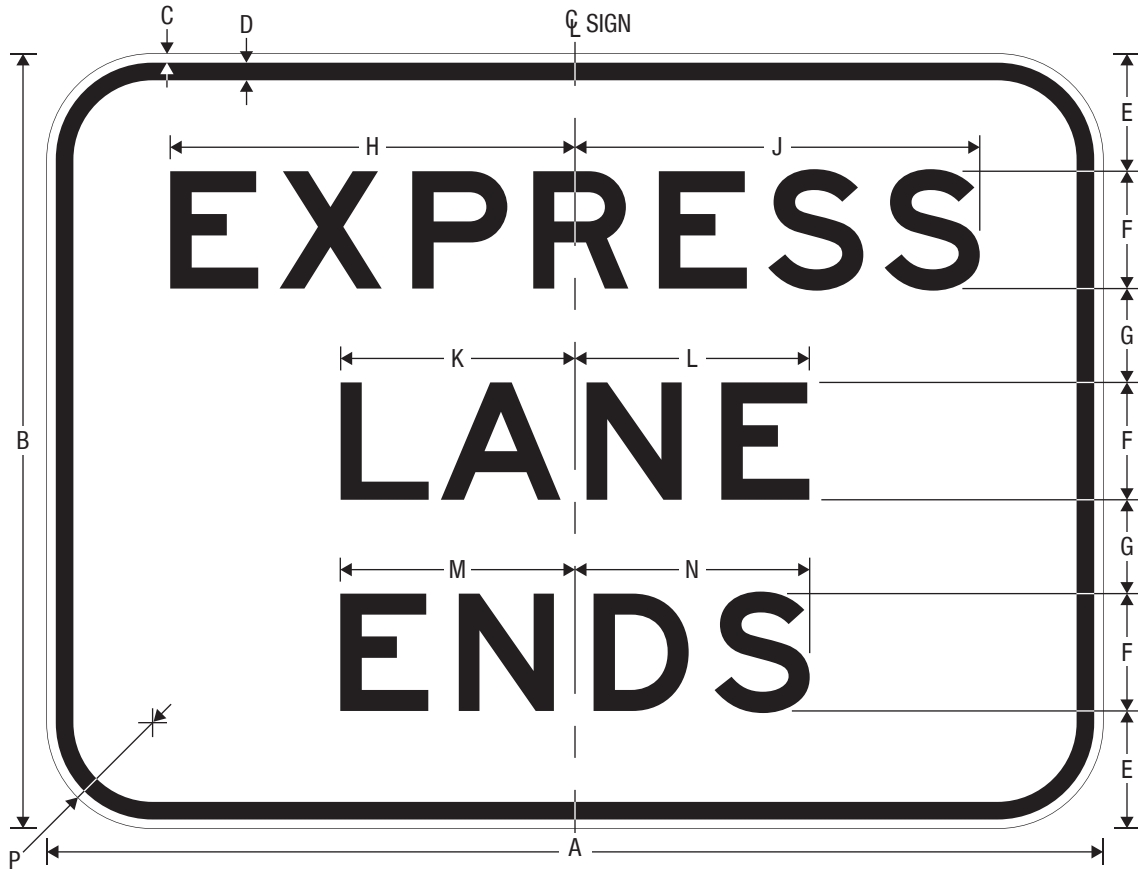
R3-42b

PRICED MANAGED LANE RESTRICTION ENDS (POST-MOUNTED)

* Reduce Spacing 25%.

A	B	C	D	E	F	G	H	J	K	L	M	N
48	60	0.75	1.25	10	8 C	8	8 B*	18.767	20.429	20.429	10.924	3
60	78	0.75	1.25	14	10 C	10	10 B*	23.459	25.537	25.536	13.655	3

COLORS: LEGEND, BORDER – BLACK
BACKGROUND – WHITE (RETROREFLECTIVE)



R3-45

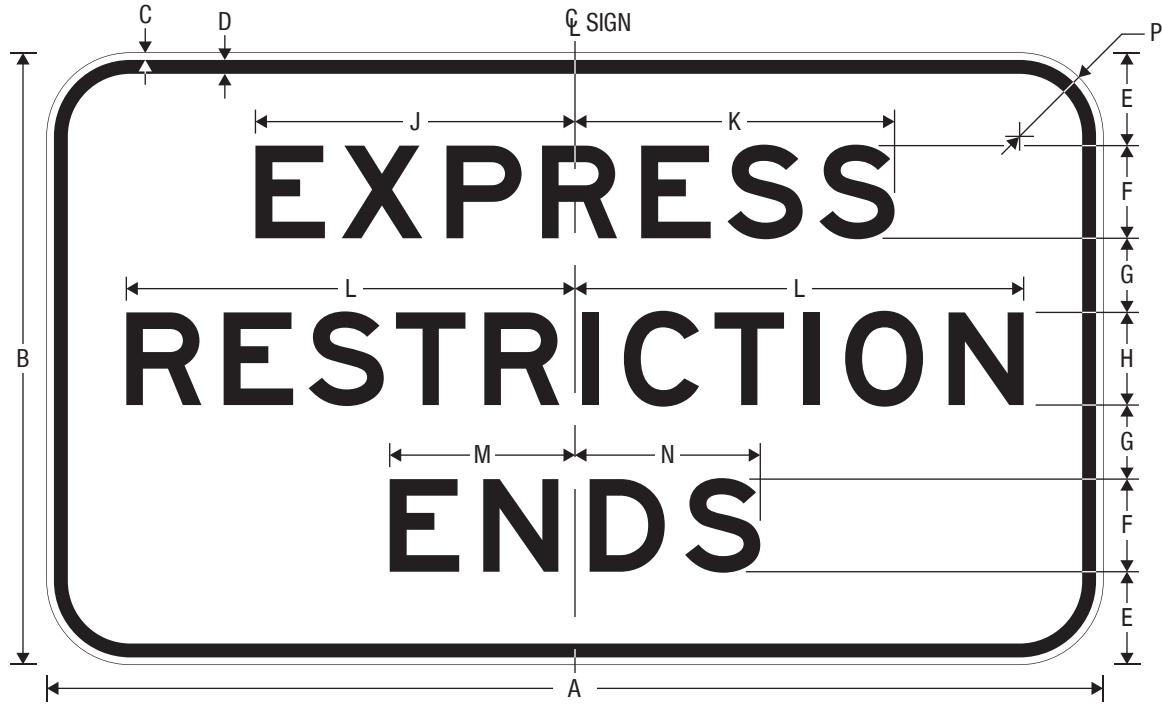
PRICED MANAGED LANE ENDS (OVERHEAD)

* Increase Spacing 30%.

A	B	C	D	E	F	G
90	66	0.75	1.5	10	10 E*	8

H	J	K	L	M	N	P
34.498	34.497	19.972	19.971	20.003	20.002	9

COLORS: LEGEND, BORDER – BLACK
BACKGROUND – WHITE (RETROREFLECTIVE)



R3-45a

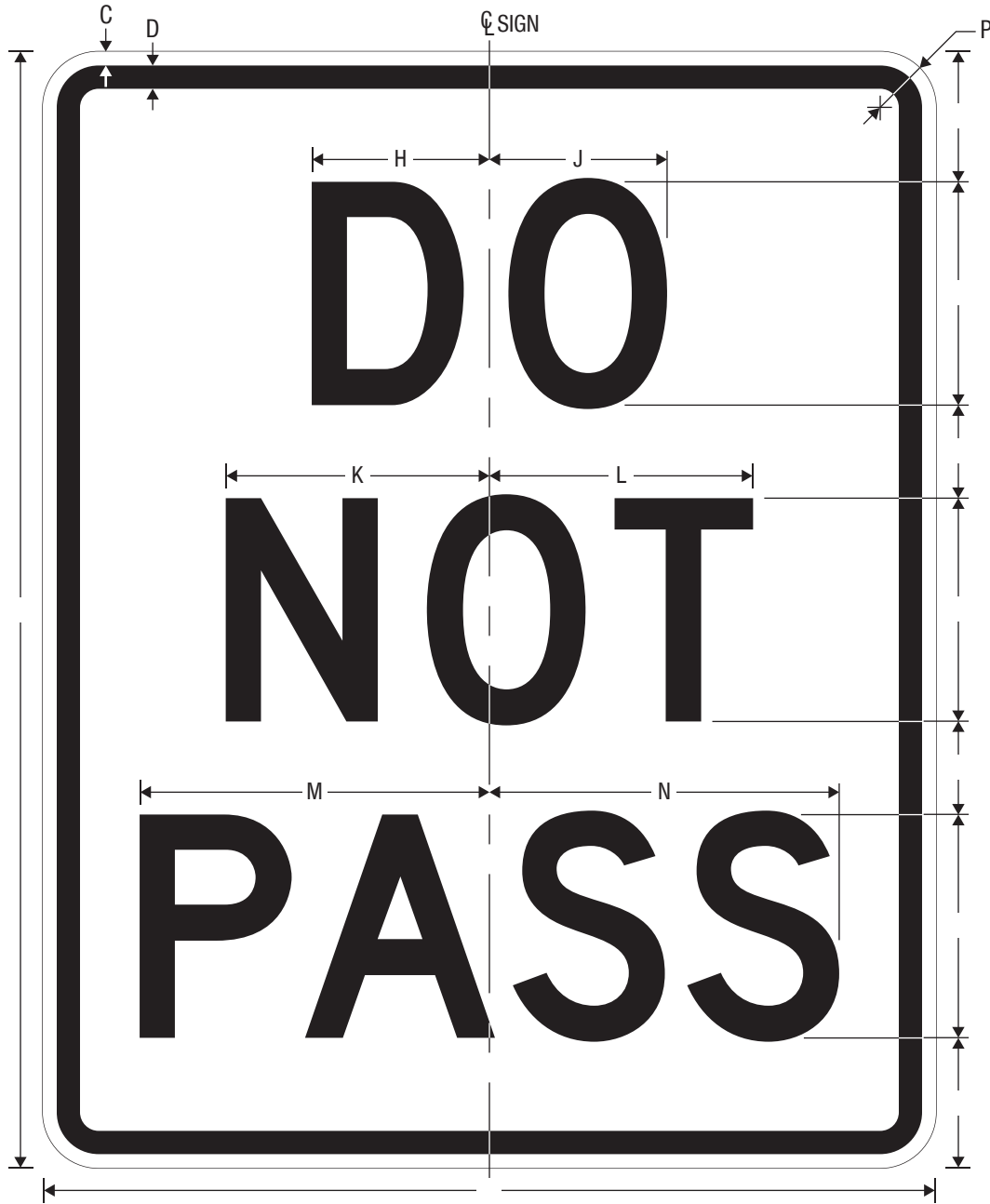
PRICED MANAGED LANE RESTRICTION ENDS (OVERHEAD)

- * Increase Spacing 30%.
- ** Increase Spacing 20%.

A	B	C	D	E	F	G
114	66	0.75	1.5	10	10 E*	8

H	J	K	L	M	N	P
10 E**	34.498	34.497	48.435	20.003	20.002	9

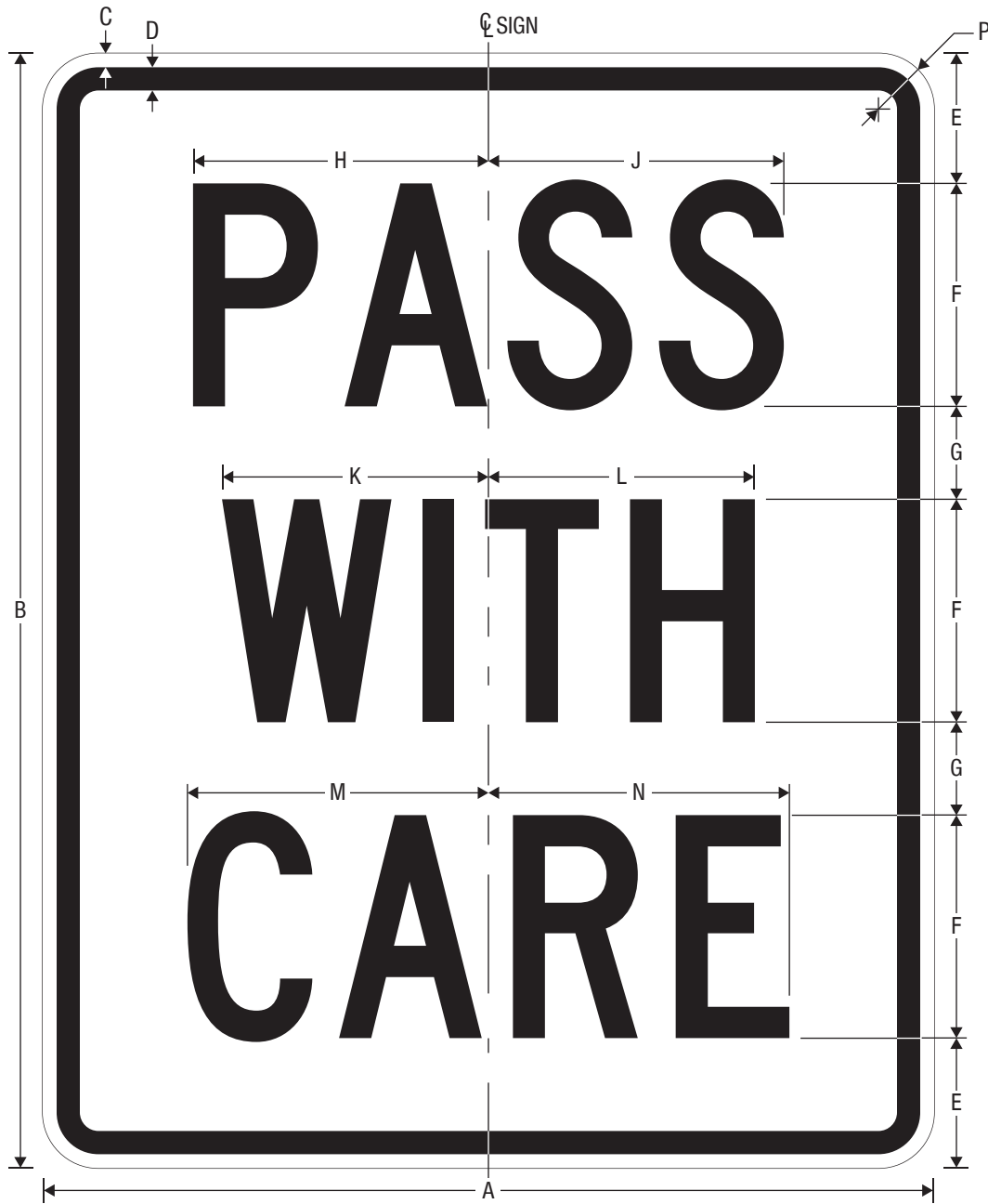
COLORS: LEGEND, BORDER – BLACK
BACKGROUND – WHITE (RETROREFLECTIVE)



R4-1
DO NOT PASS

A	B	C	D	E	F	G	H	J	K	L	M	N	P
12	18	0.375	0.375	2.875	2.75 D	2	2.188	2.188	3.247	3.247	4.308	4.307	1.5
18	24	0.375	0.625	3.5	4 D	2.5	3.183	3.182	4.723	4.723	6.266	6.265	1.5
24	30	0.375	0.625	3.5	6 D	2.5	4.774	4.774	7.085	7.084	9.399	9.398	1.5
36	48	0.625	0.875	7	8 D	5	6.365	6.365	9.446	9.446	12.531	12.531	2.25
48	60	0.75	1.25	8	10 D	7	7.957	7.956	11.808	11.807	15.664	15.664	3


COLORS: LEGEND, BORDER — BLACK
BACKGROUND — WHITE (RETROREFLECTIVE)



R4-2
PASS WITH CARE

A	B	C	D	E	F	G	H	J	K	L	M	N	P
12	18	0.375	0.375	2.5	3 C	2	3.977	3.976	3.587	3.586	4.052	4.051	1.5
18	24	0.375	0.625	3.5	4 C	2.5	5.302	5.302	4.782	4.782	5.402	5.402	1.5
24	30	0.375	0.625	3.5	6 C	2.5	7.953	7.953	7.173	7.173	8.103	8.103	1.5
36	48	0.625	0.875	7	8 C	5	10.604	10.604	9.564	9.564	10.804	10.804	2.25
48	60	0.75	1.25	8	10 C	7	13.255	13.255	11.955	11.955	13.505	13.505	3

COLORS: LEGEND, BORDER — BLACK
BACKGROUND — WHITE (RETROREFLECTIVE)



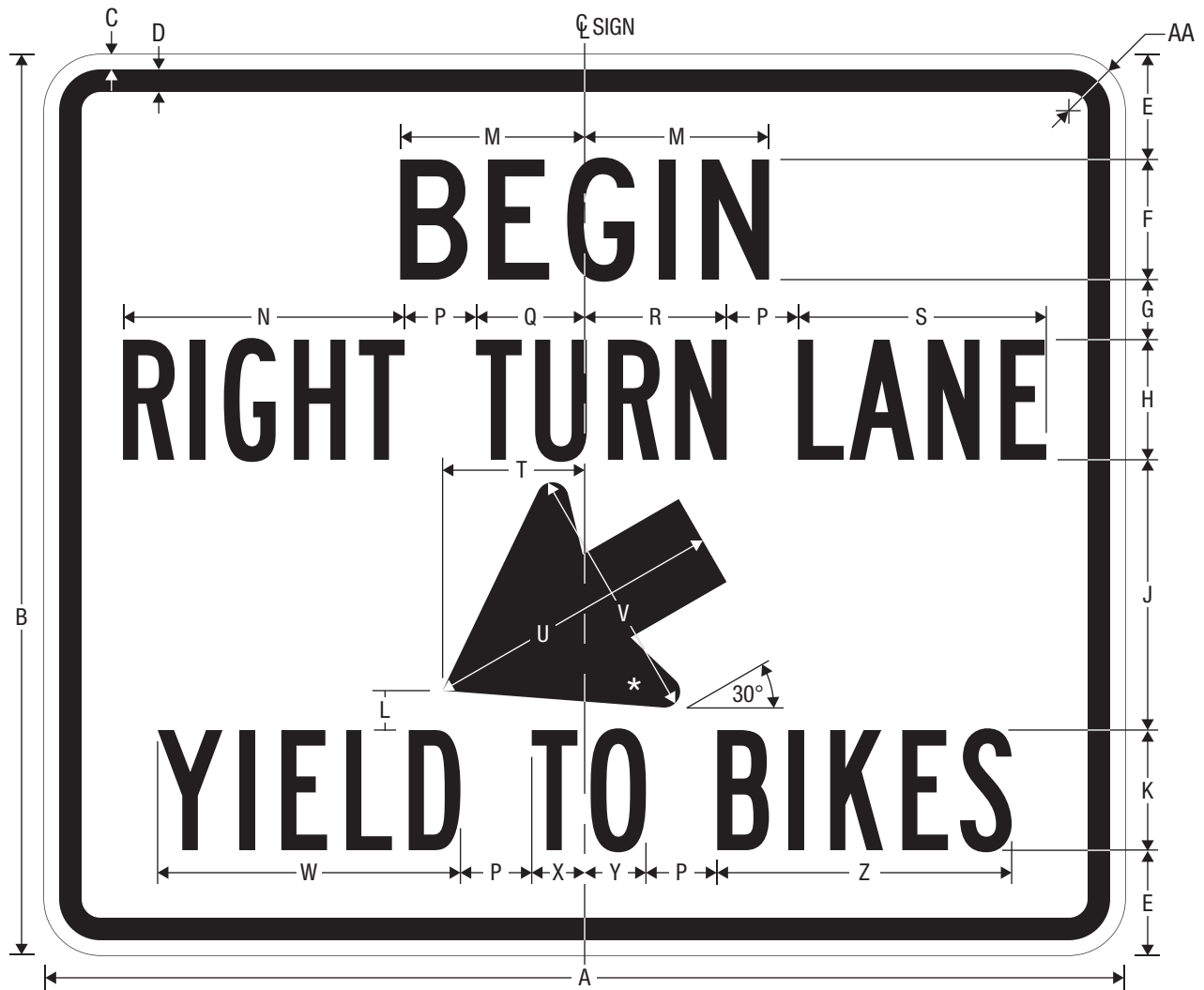
R4-3
SLOWER TRAFFIC KEEP RIGHT

* Reduce Spacing 25%.

A	B	C	D	E	F	G	H	J
12	18	0.375	0.375	3.25	1.75 D*	1.5	1.75 D	4.170
18	24	0.375	0.625	3	3 D*	2	3 D	7.149
24	30	0.375	0.625	3.625	4 D*	2.25	4 D	9.531
36	48	0.625	0.875	6	6 D*	4	6 D	14.297
48	60	0.75	1.25	7.25	8 D*	4.5	8 D	19.062

K	L	M	N	P	Q	R	S
4.170	4.295	4.294	2.741	2.740	3.135	3.134	1.5
7.148	7.362	7.361	4.698	4.697	5.374	5.374	1.5
9.531	9.816	9.815	6.264	6.263	7.165	7.165	1.5
14.296	14.724	14.723	9.396	9.395	10.748	10.747	2.25
19.062	19.631	19.631	12.527	12.527	14.330	14.330	3

COLORS: LEGEND, BORDER — BLACK
BACKGROUND — WHITE (RETROREFLECTIVE)



R4-4

BEGIN RIGHT TURN LANE YIELD TO BIKES

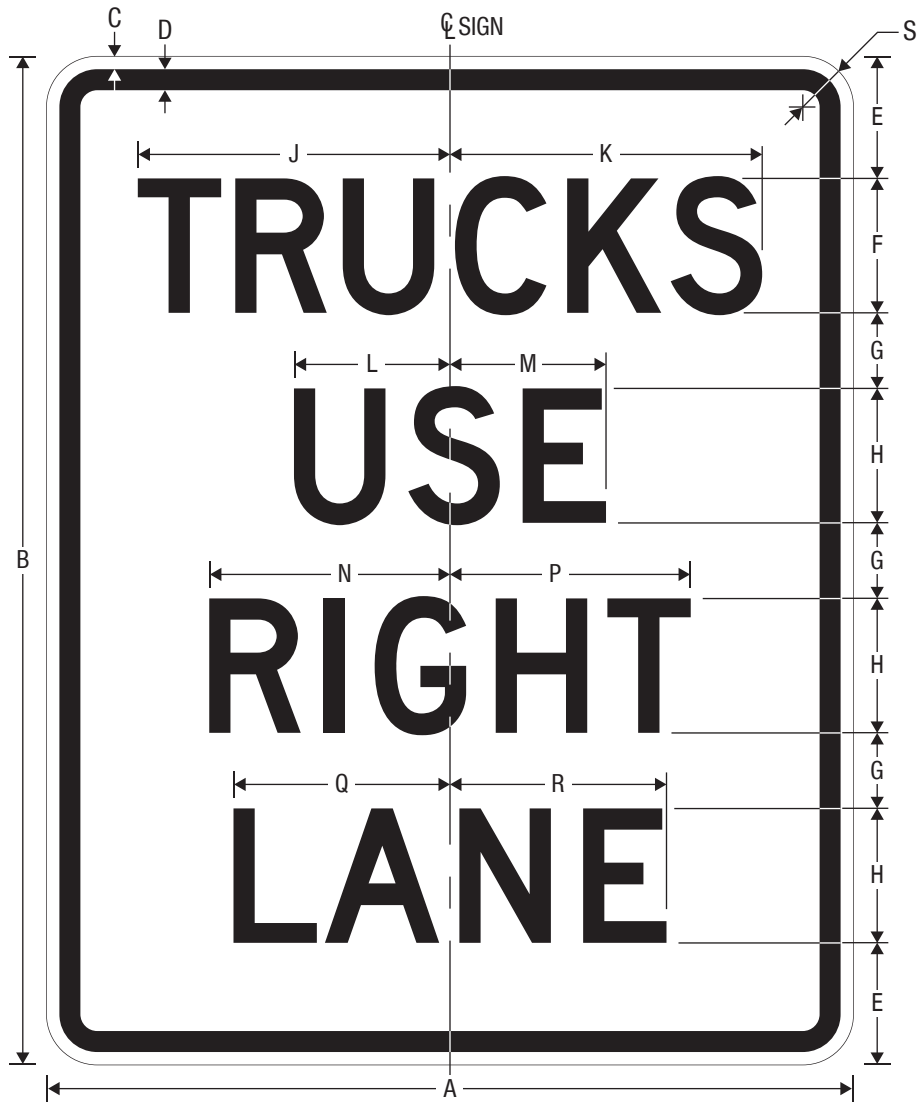
* See page 7-3 for arrow design.

** Reduce Spacing 20%.

A	B	C	D	E	F	G	H	J	K	L	M	N
36	30	0.5	0.75	3.5	4 C	2	4 B**	9	4 B	1.313	6.142	9.380

P	Q	R	S	T	U	V	W	X	Y	Z	AA
2.375	3.618	4.730	8.268	4.729	10	8.5	10.084	1.761	2.041	9.804	1.875

COLORS: LEGEND, BORDER — BLACK
BACKGROUND — WHITE (RETROREFLECTIVE)



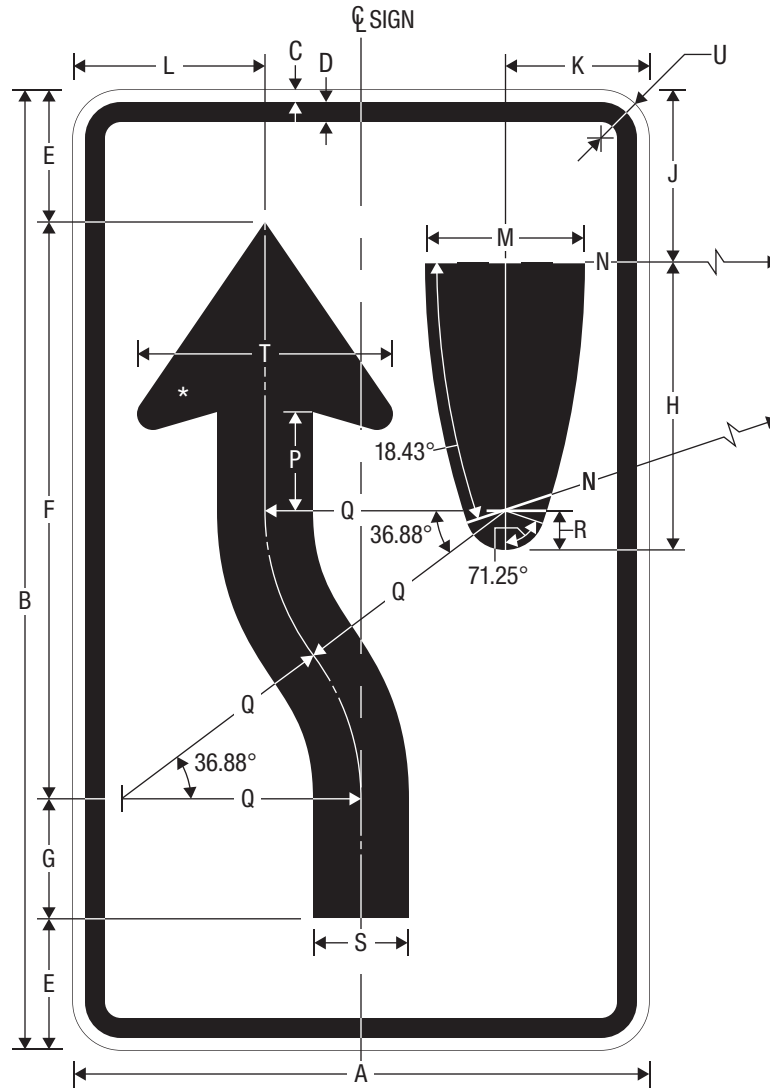
R4-5
TRUCKS USE RIGHT LANE

* Reduce Spacing 30%.

A	B	C	D	E	F	G	H	J
24	30	0.375	0.625	3.625	4 D*	2.25	4 D	9.292
36	48	0.625	0.875	6	6 D*	4	6 D	13.938
48	60	0.75	1.25	7.25	8 D*	4.5	8 D	18.583

K	L	M	N	P	Q	R	S
9.291	4.644	4.643	7.165	7.165	6.444	6.443	1.5
13.937	6.966	6.965	10.748	10.747	9.666	9.665	2.25
18.583	9.287	9.287	14.330	14.330	12.887	12.887	3

COLORS: LEGEND, BORDER — BLACK
BACKGROUND — WHITE (RETROREFLECTIVE)



R4-8c
NARROW KEEP LEFT

* See page 7-3 for arrow design.

A	B	C	D	E	F	G	H	J	K
18	30	0.375	0.625	4.125	18	3.75	9	5.375	4.5

L	M	N	P	Q	R	S	T	U
6	5	25.75	3.087	7.5	1.25	3	8	1.5

COLORS: LEGEND, BORDER — BLACK
BACKGROUND — WHITE (RETROREFLECTIVE)



R4-9
STAY IN LANE

A	B	C	D	E	F	G	H	J	K	L	M	N
18	24	0.375	0.625	3	4 D	3	6.424	2.162	2.161	6.444	6.443	1.5
24	30	0.375	0.625	3.687	5 D	3.813	8.030	2.702	2.702	8.055	8.054	1.5
36	48	0.625	0.875	8.25	7 D	5.25	11.242	3.783	3.782	11.276	11.276	2.25
48	60	0.75	1.25	7.5	10 D	7.5	16.060	5.404	5.404	16.109	16.108	3

COLORS: LEGEND, BORDER — BLACK
BACKGROUND — WHITE (RETROREFLECTIVE)



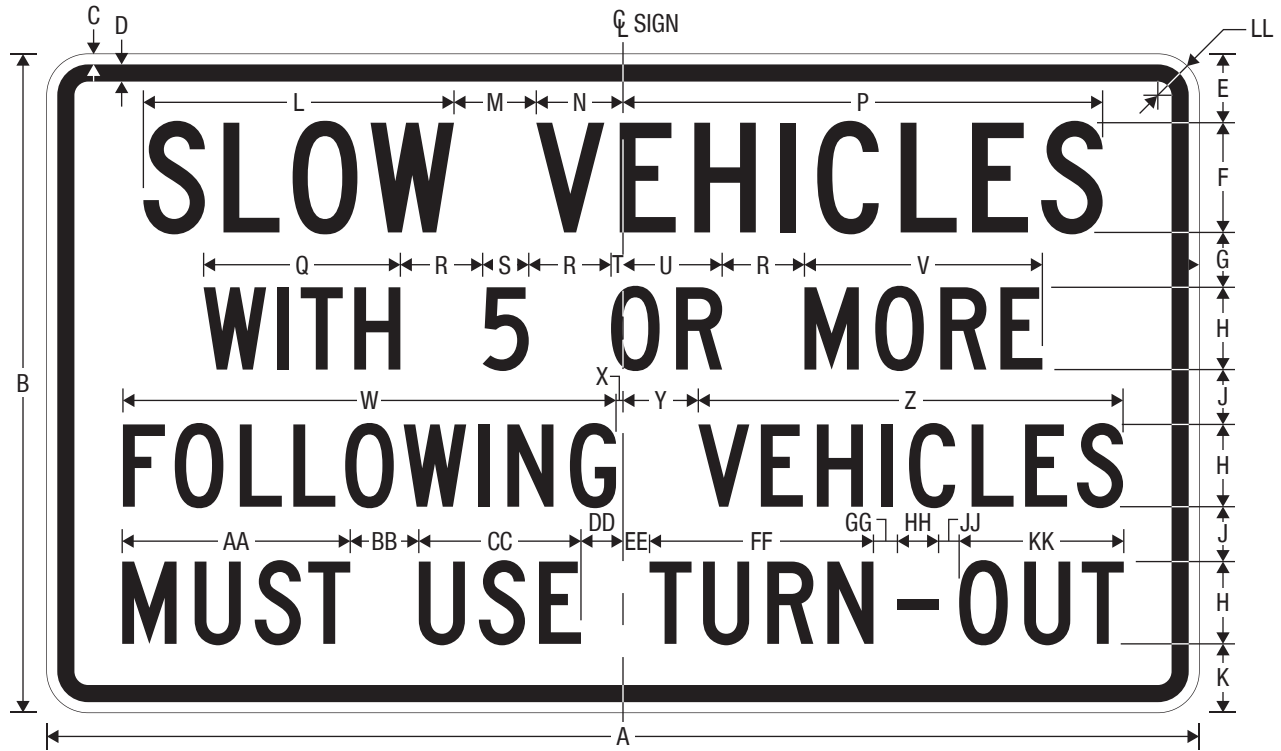
R4-10

RUNAWAY VEHICLES ONLY

A	B	C	D	E	F	G	H	J	K	L
48	0.75	1.25	10	6 D	5	18.703	18.221	18.220	10.176	3

COLORS: LEGEND, BORDER — BLACK
BACKGROUND — WHITE (RETROREFLECTIVE)

2-180



R4-12

SLOW VEHICLES WITH XX OR MORE FOLLOWING VEHICLES MUST USE TURN-OUT

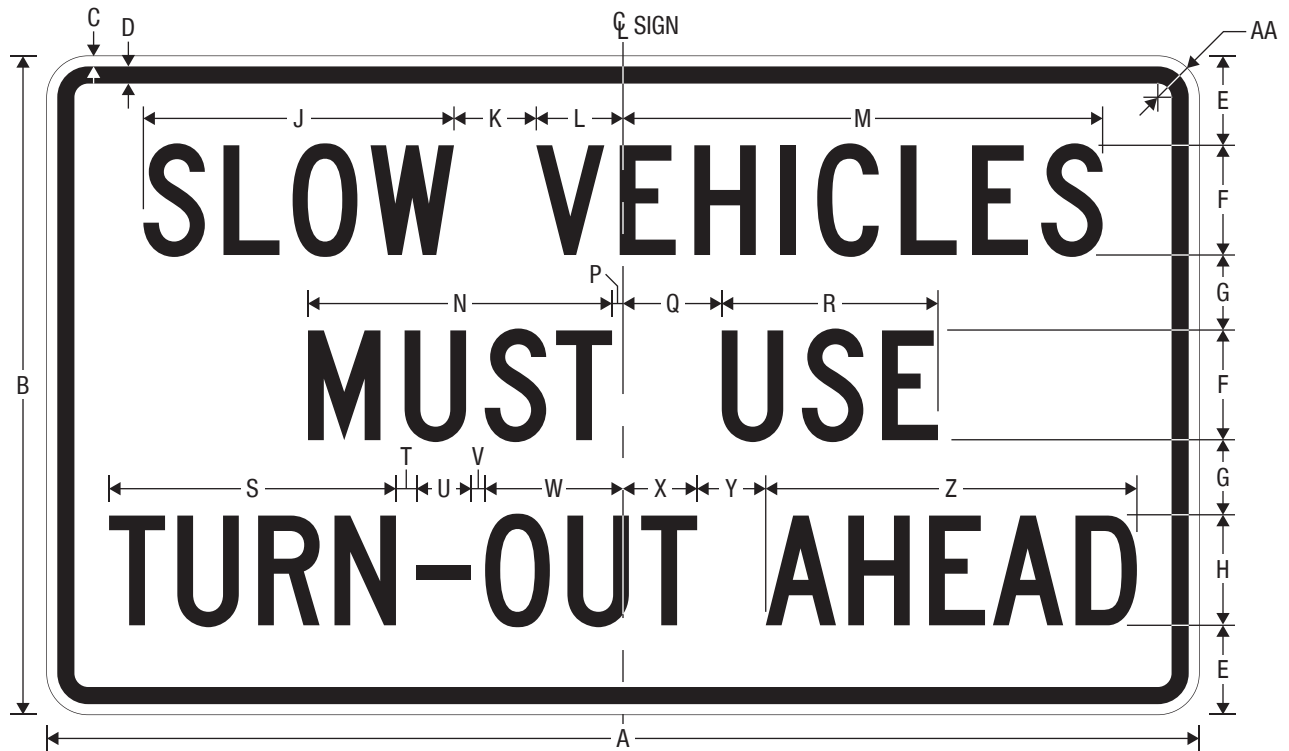
* Increase Spacing 50%.

A	B	C	D	E	F	G	H	J	K	L	M
42	24	0.5	0.625	2.5	4 C	2	3 C	2	2.5	11.325	3
72	42	0.75	1.25	5	6 C*	4	5 C	3.75	4.5	18.218	6

N	P	Q	R	S	T	U	V	W	X	Y	Z
3.161	17.486	7.173	3	VAR	0.552	3.5	8.674	17.977	0.254	2.746	15.485
5.162	29.379	11.955	4	VAR	1.226	5.527	14.456	29.961	—	4	25.809

AA	BB	CC	DD	EE	FF	GG	HH	JJ	KK	LL
8.314	2.5	5.912	1.532	0.968	8.163	0.875	1.5	0.75	6.002	1.5
13.856	4	9.854	2.824	1.176	13.605	1.75	2.5	1.5	10.004	3

COLORS: LEGEND, BORDER — BLACK
BACKGROUND — WHITE (RETROREFLECTIVE)



R4-13


SLOW VEHICLES MUST USE TURN-OUT AHEAD

* Reduce Spacing 20%.

A	B	C	D	E	F	G	H	J	K	L	M	N
42	24	0.5	0.625	3.25	4 C	2.75	4 C*	11.325	3	3.161	17.486	11.085

P	Q	R	S	T	U	V	W	X	Y	Z	AA
0.399	3.601	7.883	10.460	0.75	2	0.5	5.027	2.704	2.5	13.533	1.5

COLORS: LEGEND, BORDER – BLACK
BACKGROUND – WHITE (RETROREFLECTIVE)



R4-14

SLOW VEHICLES MUST TURN OUT

* Increase Spacing 50%.

** See page 7-3 for arrow design.

A	B	C	D	E	F	G	H	J	K	L
30	42	0.5	0.75	4	4 D	3	4 D*	2.5	10.5	6.664

M	N	P	Q	R	S	T	U	V	W
12.147	6.995	6.994	12.583	0.307	2.75	9.526	10	6	1.875

COLORS: LEGEND, BORDER – BLACK
BACKGROUND – WHITE (RETROREFLECTIVE)



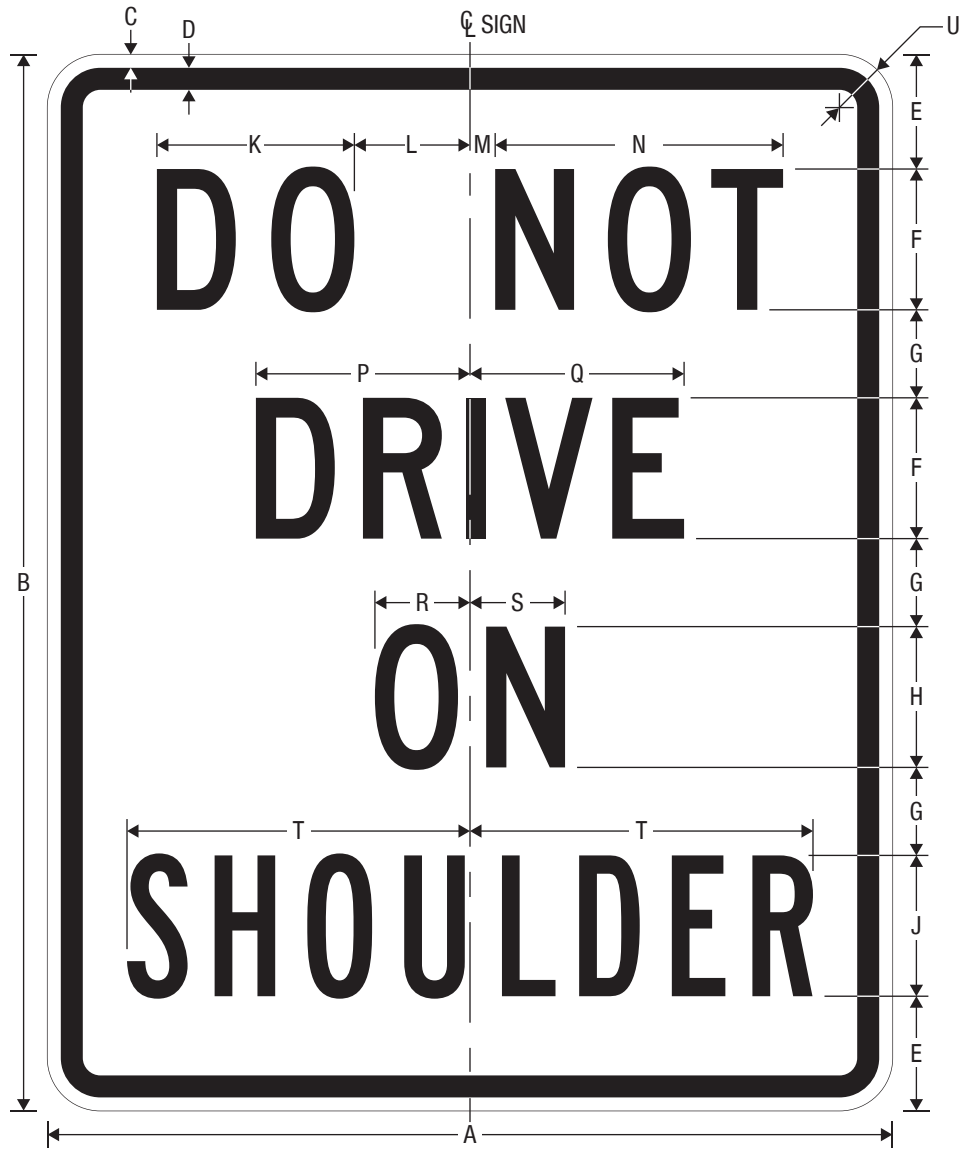
R4-16
KEEP RIGHT EXCEPT TO PASS

* Increase Spacing 50%.

A	B	C	D	E	F	G	H	J	K	L
12	18	0.375	0.375	2.75	2 D*	1.5	2 C	1.5	2.75	3.387
18	24	0.375	0.625	3	3 D*	2	3 C	2	3	5.080
24	30	0.375	0.625	3.25	4 D*	2.5	4 C	2.5	3.25	6.774
36	48	0.625	0.875	4.75	8 C*	4	6 C	3	4.25	11.624
48	60	0.75	1.25	6.5	10 D	5	7 C	4	5.5	15.659

M	N	P	Q	R	S	T	U	V	W
3.387	3.963	3.962	3.942	3.941	2.441	1.5	0.680	4.622	1.5
5.080	5.944	5.944	5.913	5.912	3.662	2.25	1.021	6.932	1.5
6.773	7.925	7.925	7.883	7.883	4.882	3	1.361	9.243	1.5
11.624	13.584	13.584	11.825	11.824	7.323	4.5	2.041	13.865	2.25
15.659	17.913	17.912	13.796	13.795	8.544	5.25	2.382	16.175	3

COLORS: LEGEND, BORDER – BLACK
BACKGROUND – WHITE (RETROREFLECTIVE)



R4-17

DO NOT DRIVE ON SHOULDER

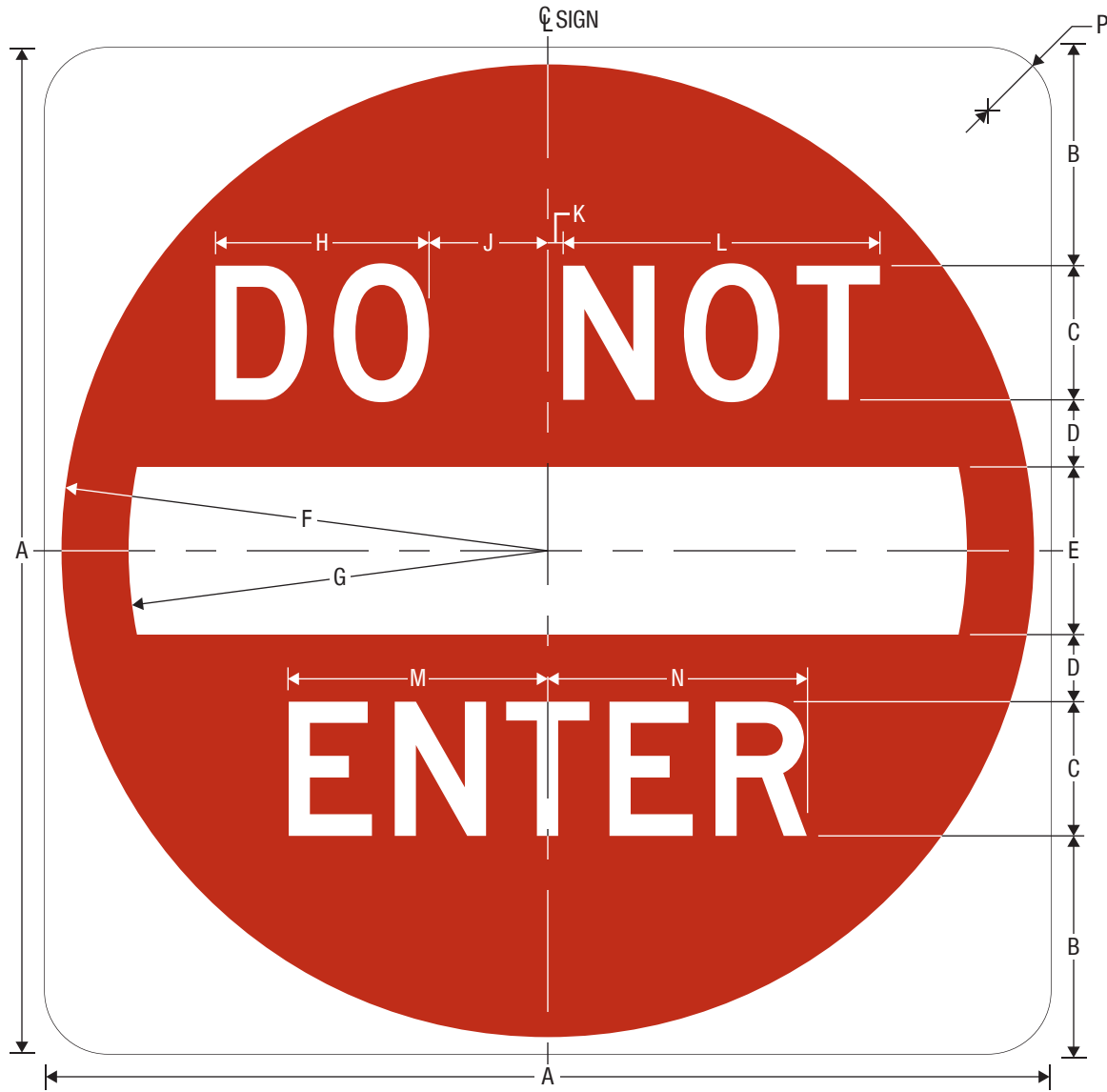
* Increase Spacing 40%.

** Increase Spacing 20%.

A	B	C	D	E	F	G	H	J	K
18	24	0.375	0.625	3	3 C	2	3 C	3 B**	4.208*
24	30	0.375	0.625	3.25	4 C	2.5	4 C	4 B**	5.610*
36	48	0.625	0.875	6	6 C	4	6 C	6 B**	8.415*
48	60	0.75	1.25	7.5	8 C	5	7 C	7 C	11.220*

L	M	N	P	Q	R	S	T	U
2.463	0.537	6.134**	4.562	4.561	2.026	2.026	7.308	1.5
3.284	0.716	8.179**	6.082	6.082	2.701	2.701	9.744	1.5
4.927	1.073	12.269**	9.123	9.123	4.052	4.051	14.616	2.25
6.069	0.931	16.358**	12.164	12.164	4.727	4.727	19.992	3

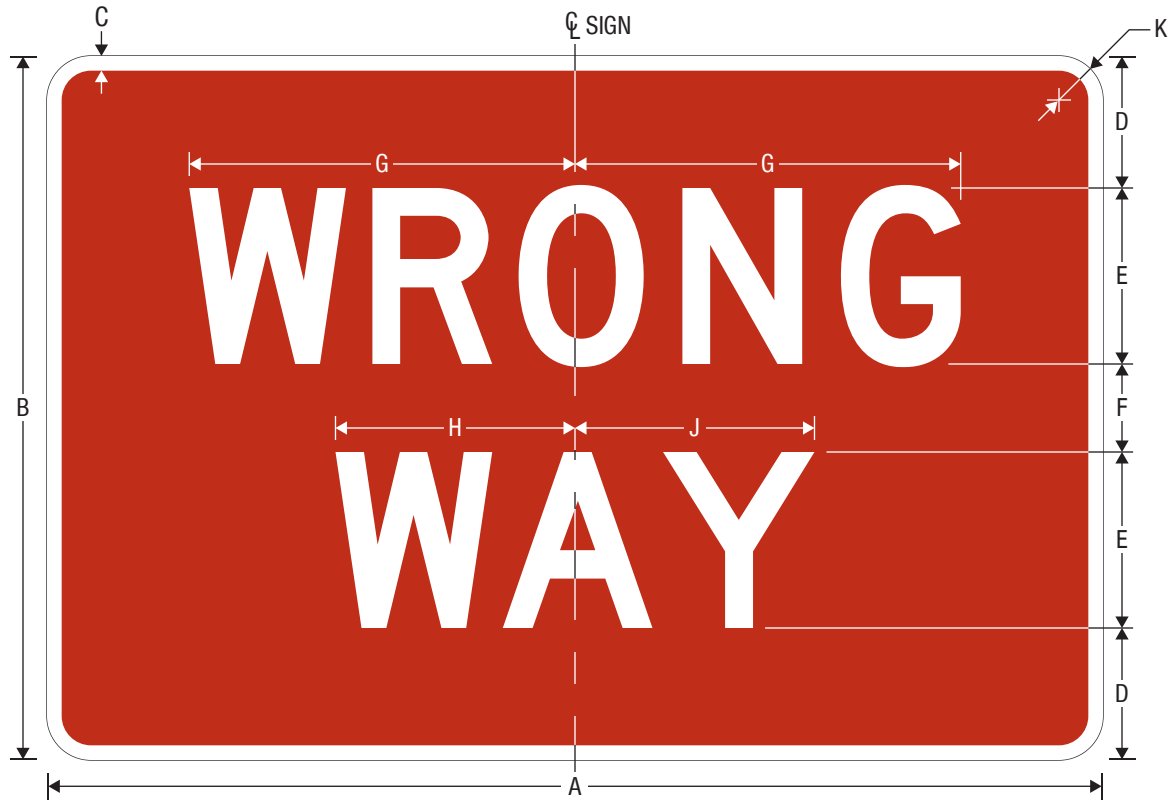
COLORS: LEGEND, BORDER — BLACK
BACKGROUND — WHITE (RETROREFLECTIVE)



R5-1
DO NOT ENTER

A	B	C	D	E	F	G	H	J	K	L	M	N	P
30	6.5	4 D	2	5	14.5	12.5	6.365	3.541	0.459	9.446	7.725	7.724	1.875
36	7.5	5 D	2.5	6	17.5	15	7.956	4.426	0.574	11.808	9.656	9.655	2.25
48	11	6 D	3	8	23.5	20	9.548	5.311	0.689	14.169	11.587	11.587	3

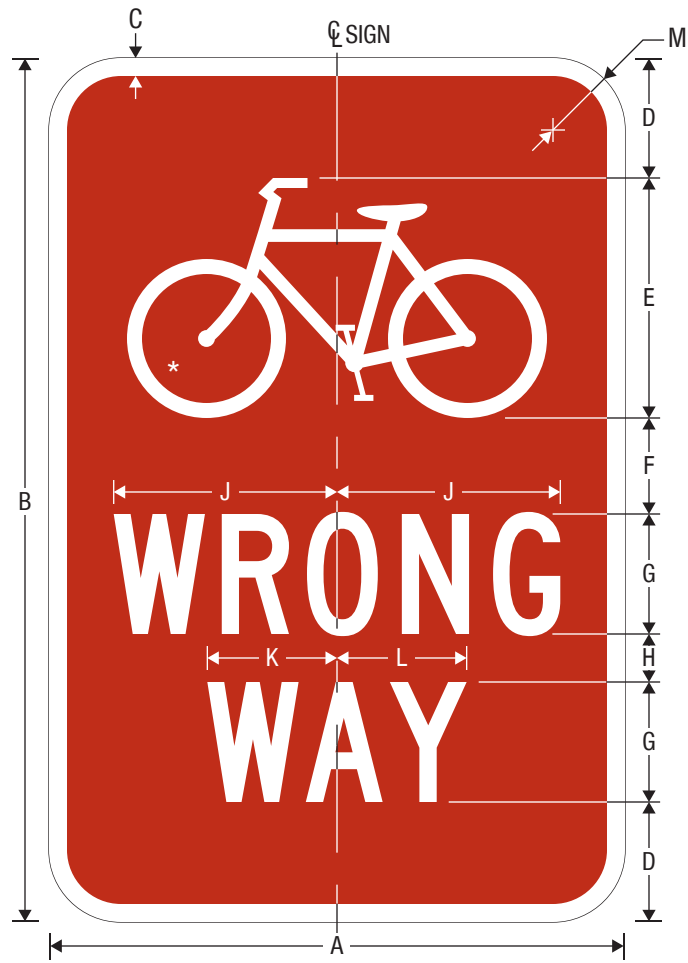
COLORS: INNER BACKGROUND – RED (RETROREFLECTIVE)
 LEGEND, OUTER BACKGROUND – WHITE (RETROREFLECTIVE)
 NO BORDER



R5-1a
WRONG WAY

A	B	C	D	E	F	G	H	J	K
30	18	0.5	3	5 D	2	10.958	6.804	6.804	1.5
36	24	0.5	4.5	6 D	3	13.150	8.165	8.164	1.5
42	30	0.75	5	8 D	4	17.533	10.886	10.886	1.875

COLORS: LEGEND, BORDER – WHITE (RETROREFLECTIVE)
BACKGROUND – RED (RETROREFLECTIVE)



R5-1b
BICYCLE WRONG WAY

* See page 8-4 for symbol design.

A	B	C	D	E	F	G	H	J	K	L	M
12	18	0.375	2.5	5	2	2.5 C	1	4.652	2.702	2.701	1.5

COLORS: LEGEND, BORDER — WHITE (RETROREFLECTIVE)
BACKGROUND — RED (RETROREFLECTIVE)



R5-2
NO TRUCKS

*See page 8-1 for symbol design.

A	B	C	D	E	F	G	H	J	K	L
24	0.375	0.625	1.5	6.25	7.625	7.125	7.404	6.5	2	1.5
30	0.5	0.75	1.875	7.875	9.5	8.875	9.298	8.027	2.5	1.875
36	0.625	0.875	2.25	9.5	11.5	10.75	11.258	9.758	3	2.25

COLORS: SYMBOL, BORDER – BLACK
 CIRCLE, DIAGONAL – RED (RETROREFLECTIVE)
 BACKGROUND – WHITE (RETROREFLECTIVE)



R5-3
NO MOTOR VEHICLES

* Increase Spacing 20%.

A	B	C	D	E	F	G	H	J	K	L	M	N	P
24	0.375	0.625	3.5	4 D*	2.5	4 C	4 B	3.311	3.310	7.103	8.344	8.343	1.5

COLORS: LEGEND, BORDER – BLACK
BACKGROUND – WHITE (RETROREFLECTIVE)



R5-4
NO COMMERCIAL VEHICLES

* Reduce Spacing 50%.
** Increase Spacing 20%.

A	B	C	D	E	F	G	H
24	30	0.375	0.625	5	4 D**	4	4 B*
36	48	0.625	0.875	9	6 D**	6	6 B*

J	K	L	M	N	P	Q	R
4 B**	3.311	3.310	9.875	9.874	8.800	8.799	1.5
6 B**	4.966	4.966	14.812	14.812	13.200	13.199	2.25

COLORS: LEGEND, BORDER — BLACK
BACKGROUND — WHITE (RETROREFLECTIVE)



R5-5

NO VEHICLES WITH LUGS

* Increase Spacing 20%.

A	B	C	D	E	F	G	H	J
24	30	0.375	0.625	5	4 D*	4	4 B*	4 B
36	48	0.625	0.875	9	6 D*	6	6 B*	6 B
48	60	0.75	1.25	10	8 D*	8	8 B*	8 B

K	L	M	N	P	Q	R	S	T
3.311	3.310	8.800	8.799	8.003	1.261	0.739	8.524	1.5
4.966	4.966	13.200	13.199	12.005	1.891	1.109	12.786	2.25
6.621	6.621	17.599	17.599	16.006	2.521	1.479	17.048	3

COLORS: LEGEND, BORDER – BLACK
BACKGROUND – WHITE (RETROREFLECTIVE)




R5-6
NO BICYCLES

*See page 8-4 for symbol design.

A	B	C	D	E	F	G	H	J	K	L
18	0.375	0.625	1.125	4.563	6.5	4.687	5.688	5.687	1.5	1.5
24	0.375	0.625	1.5	6.083	8.667	6.25	7.657	7.657	2	1.5
30	0.5	0.75	1.875	7.604	10.833	7.813	9.188	9.188	2.5	1.875
36	0.625	0.875	2.25	9.125	13	9.375	10.938	10.937	3	2.25
48	0.75	1.25	3	12.167	17.333	12.5	16.657	16.656	4	3

COLORS: SYMBOL, BORDER – BLACK
 CIRCLE, DIAGONAL – RED (RETROREFLECTIVE)
 BACKGROUND – WHITE (RETROREFLECTIVE)



R5-7

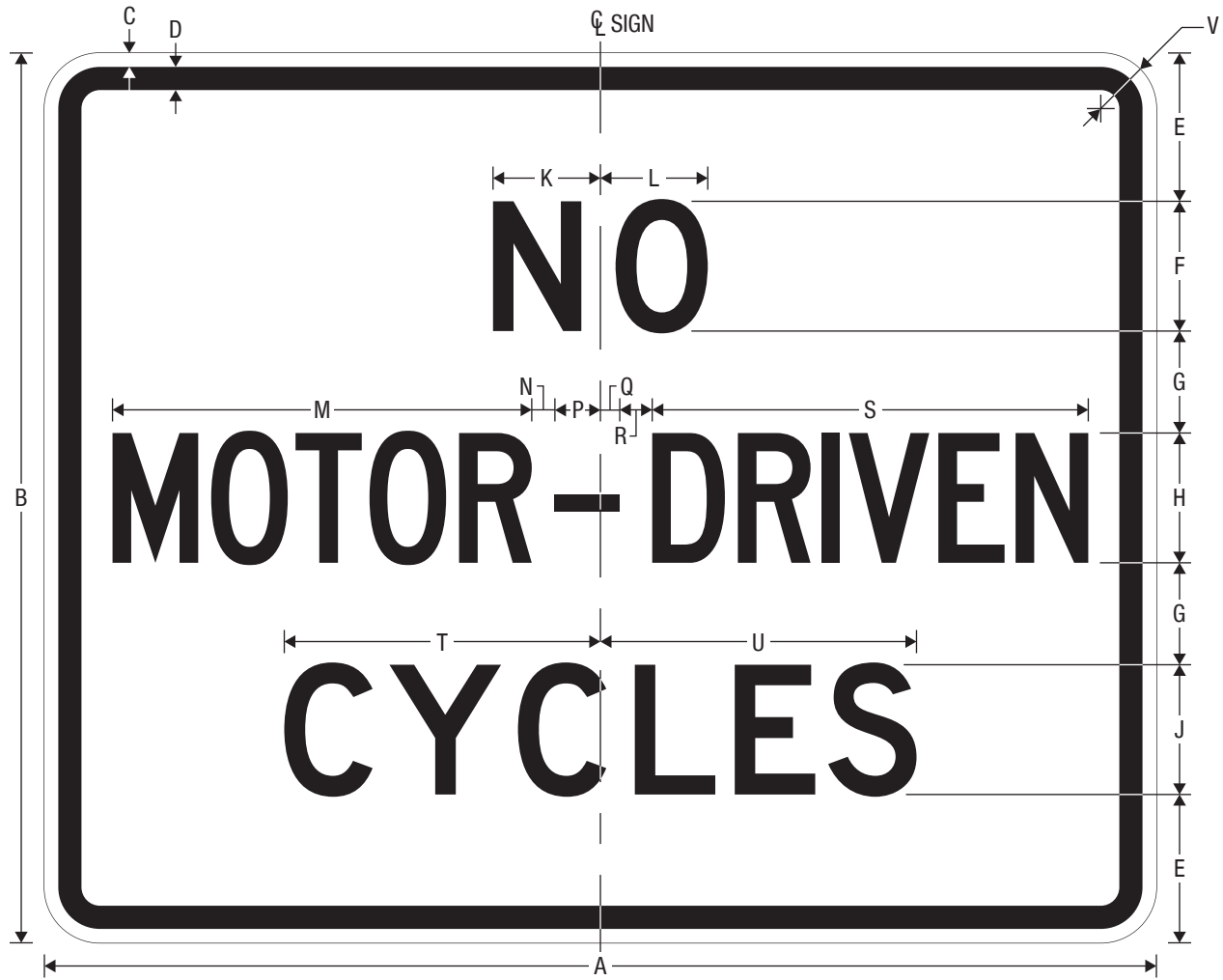
NO NON-MOTORIZED TRAFFIC

- * Increase Spacing 20%.
- ** Reduce Spacing 20%.
- *** Reduce Spacing 40%.

A	B	C	D	E	F	G	H	J	K
30	24	0.375	0.625	4	3.5 D*	2.75	3.5 B	3.5 D	2.897
42	24	0.5	0.625	3	4 D*	3	4 C**	4 D	3.311
48	30	0.625	0.75	3.75	5 D*	3.75	5 C***	5 D	4.138

L	M	N	P	Q	R	S	T	U
2.896	5.953	0.875	1.75	3.730	13.182	8.983	8.982	1.5
3.310	8.123	2	2	4.415	18.538	10.266	10.265	1.5
4.138	9.754	2	2.5	5.559	21.812	12.832	12.832	1.875

COLORS: LEGEND, BORDER – BLACK
BACKGROUND – WHITE (RETROREFLECTIVE)



R5-8
NO MOTOR-DRIVEN CYCLES

- * Increase Spacing 20%.
- ** Reduce Spacing 20%.
- *** Reduce Spacing 50%.

A	B	C	D	E	F	G	H	J	K
30	24	0.375	0.625	4	3.5 D*	2.75	3.5 C***	3.5 D	2.897
42	24	0.5	0.625	3	4 D*	3	4 C	4 D	3.311
48	30	0.625	0.75	3.75	5 D*	3.75	5 C**	5 D	4.138

L	M	N	P	Q	R	S	T	U	V
2.896	11.310	0.625	1.227	0.523	0.875	11.764	8.528	8.528	1.5
3.310	14.206	2	1.440	0.560	2	15.085	9.747	9.746	1.5
4.138	17.118	2.5	1.709	0.791	2.5	18.036	12.183	12.183	1.875

COLORS: LEGEND, BORDER – BLACK
BACKGROUND – WHITE (RETROREFLECTIVE)



R5-10

NO PEDESTRIANS, BICYCLES,
MOTOR-DRIVEN CYCLES

* Increase Spacing 50%.
** Reduce Spacing 50%.

A	B	C	D	E	F	G	H	J	K	L
30	36	0.5	0.75	3.75	3.5 E*	2.75	3.5 C	3.5 C**	3.493	12.622
M	N	P	Q	R	S	T	U	V	W	X
8.946	8.945	11.310	0.625	1.227	0.523	0.875	11.764	7.073	7.072	1.875

COLORS: LEGEND, BORDER – BLACK
BACKGROUND – WHITE (RETROREFLECTIVE)



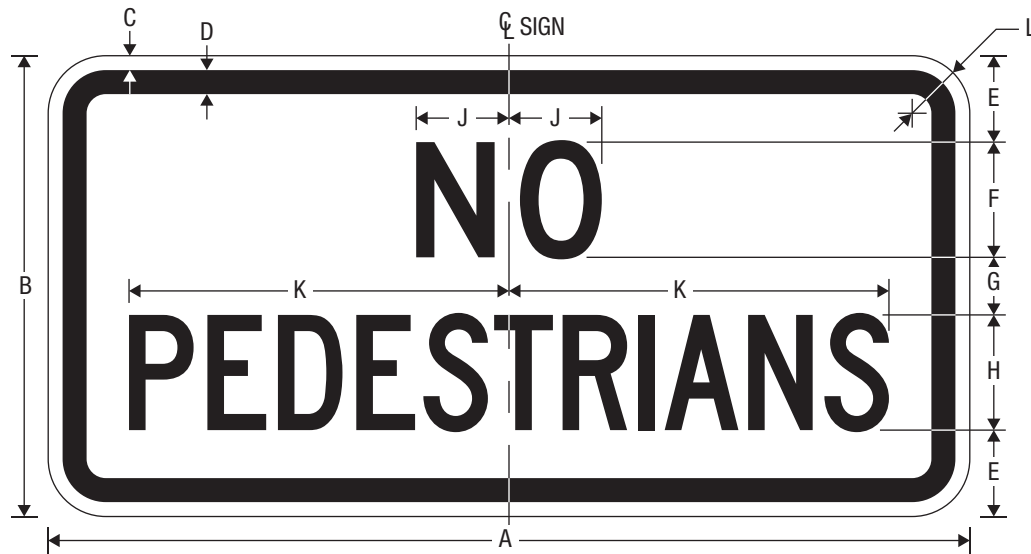
R5-10b

NO PEDESTRIANS OR BICYCLES

* Increase Spacing 20%.

A	B	C	D	E	F	G	H	J	K	L	M	N	P	Q
30	18	0.375	0.625	2.75	3 D*	1.75	3 C	2.483	10.819	4.052	2.25	4.517	10.818	1.5

COLORS: LEGEND, BORDER – BLACK
BACKGROUND – WHITE (RETROREFLECTIVE)

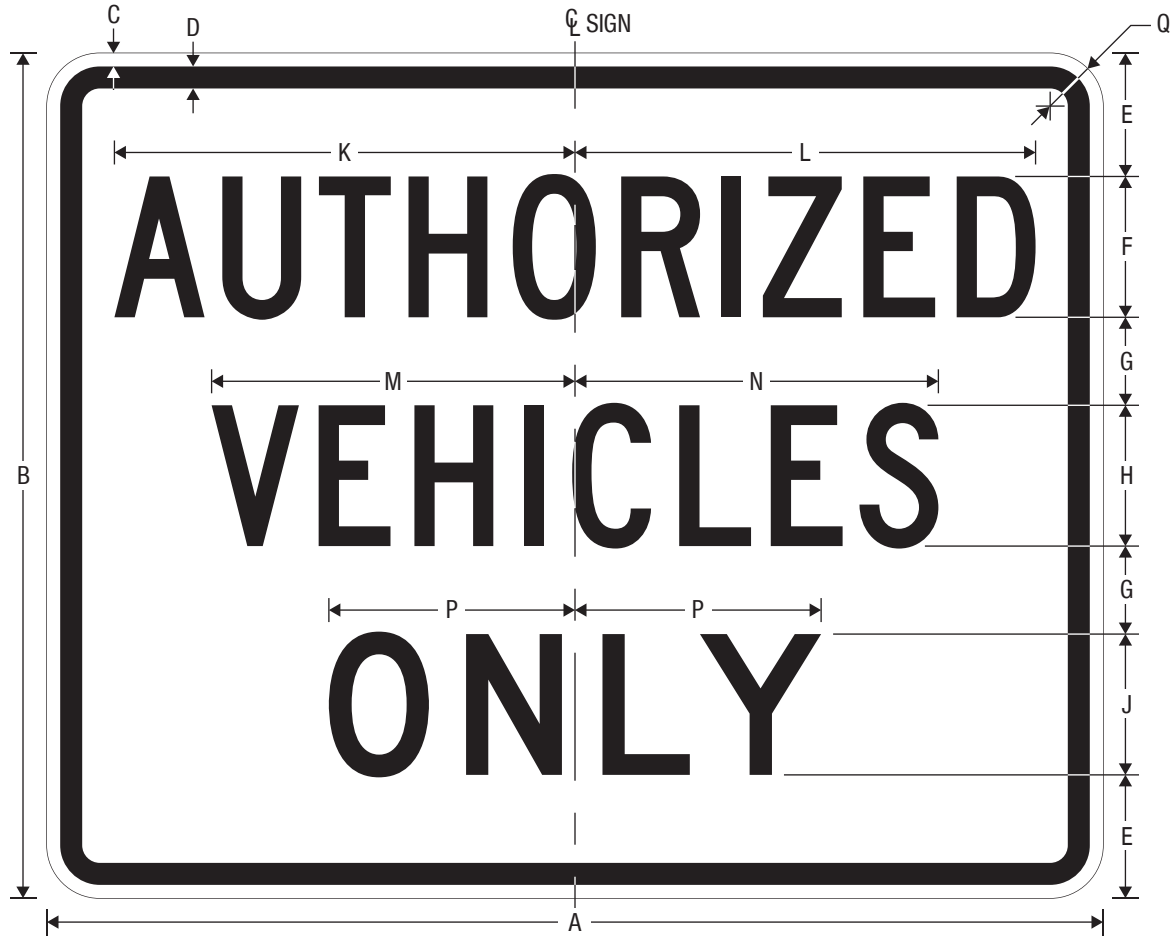


R5-10c
NO PEDESTRIANS

* Reduce Spacing 40%.

A	B	C	D	E	F	G	H	J	K	L
24	12	0.375	0.625	2.25	3 D	1.5	3 C*	2.417	9.895	1.5

COLORS: LEGEND, BORDER – BLACK
BACKGROUND – WHITE (RETROREFLECTIVE)



R5-11
AUTHORIZED VEHICLES ONLY

* Reduce Spacing 10%.
** Increase Spacing 20%.

A	B	C	D	E	F	G	H	J	K	L	M	N	P	Q
30	24	0.375	0.625	3.5	4 C*	2.5	4 C	4 D**	13.085	13.084	10.324	10.323	6.992	1.5

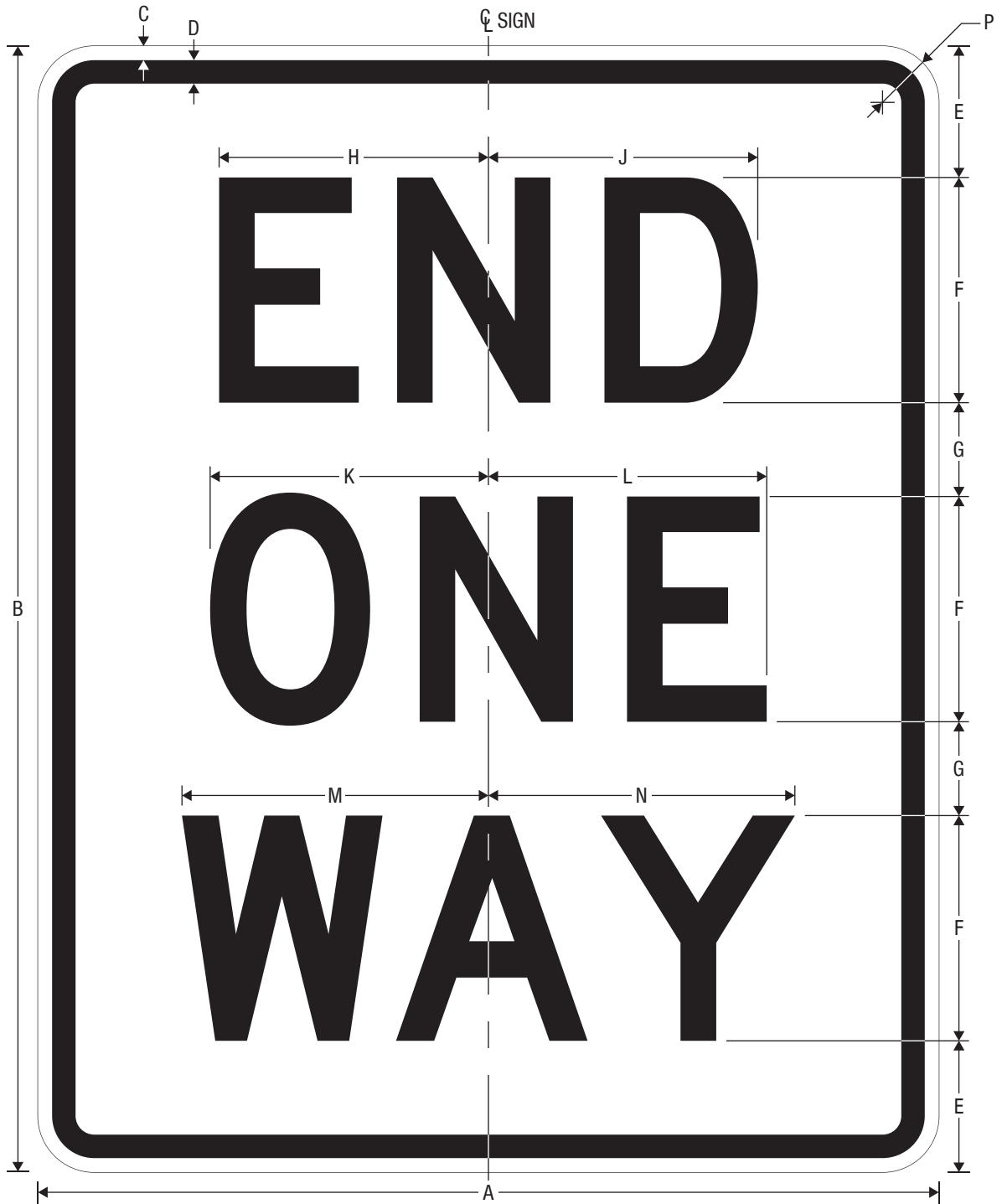
COLORS: LEGEND, BORDER – BLACK
BACKGROUND – WHITE (RETROREFLECTIVE)



R6-6
BEGIN ONE WAY

A	B	C	D	E	F	G	H	J	K	L	M	N	P	Q
24	30	0.375	0.625	3.5	6 C	2.5	6 D	9.213	9.213	7.415	7.414	8.165	8.164	1.5
30	36	0.5	0.75	4.25	7 C	3.25	7 D	10.749	10.748	8.651	8.650	9.526	9.525	1.875

COLORS: LEGEND, BORDER – BLACK
BACKGROUND – WHITE (RETROREFLECTIVE)



R6-7
END ONE WAY

A	B	C	D	E	F	G	H	J	K	L	M	N	P
24	30	0.375	0.625	3.5	6 D	2.5	7.176	7.175	7.415	7.414	8.165	8.164	1.5
30	36	0.5	0.75	4.25	7 D	3.25	8.371	8.371	8.651	8.650	9.526	9.525	1.875

COLORS: LEGEND, BORDER – BLACK
BACKGROUND – WHITE (RETROREFLECTIVE)

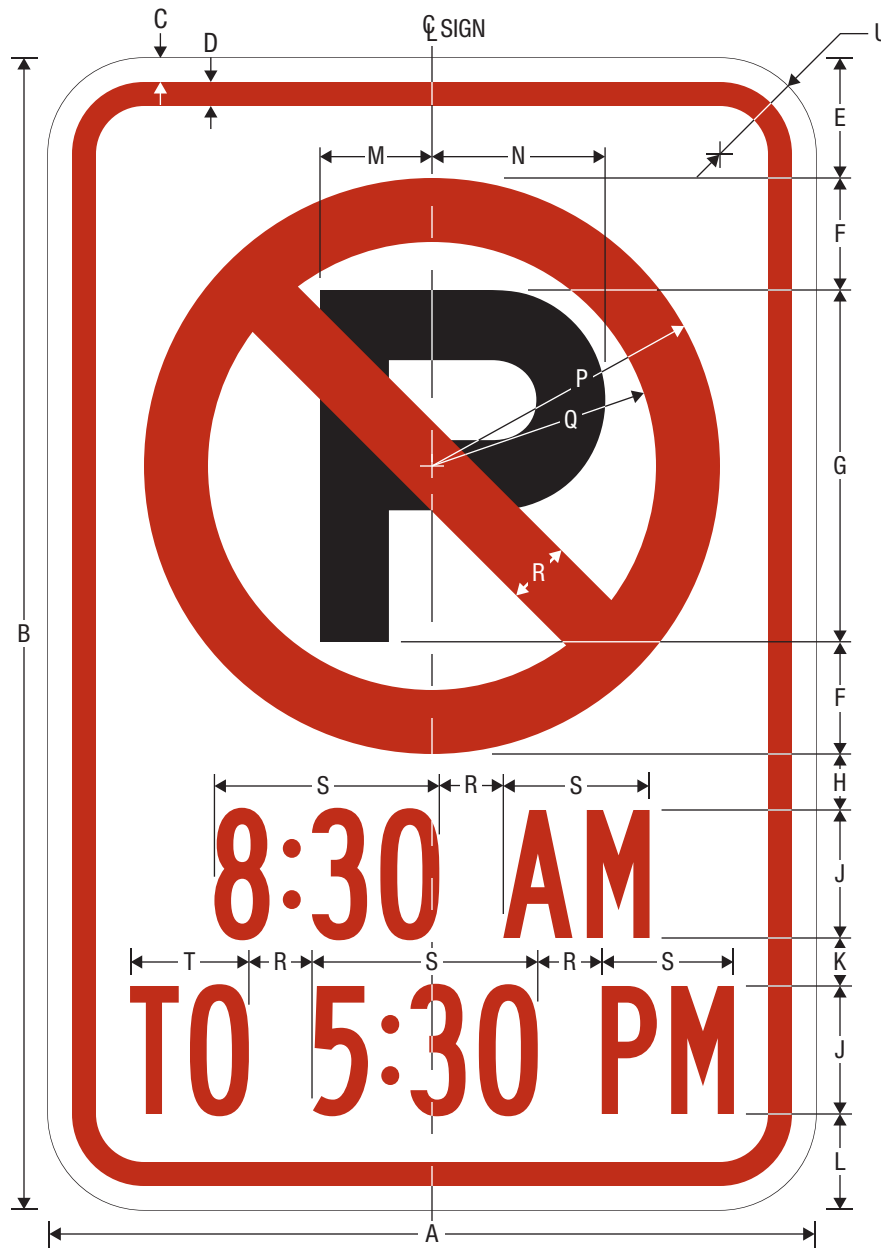


R7-1
NO PARKING ANY TIME

* See page 7-3 for arrow design.
** Reduce Spacing 60%.

A	B	C	D	E	F	G	H	J	K
12	18	0.375	0.375	1.875	3 C	0.875	3 B**	0.625	2 C
L	M	N	P	Q	R	S	T	U	V
1.5	2	0.5	2.026	4.806	4.805	2.121	2.401	3.875	1.5

COLORS: LEGEND, BORDER — RED (RETROREFLECTIVE)
BACKGROUND — WHITE (RETROREFLECTIVE)



R7-2
NO PARKING (PART-TIME)

* Reduce Spacing 20%.

A	B	C	D	E	F	G	H	J	K
12	18	0.375	0.375	1.875	1.75	5.5 E(m)	0.875	2 B*	0.75

L	M	N	P	Q	R	S	T	U
1.5	1.75	2.708	4.5	3.5	1	VAR	1.857	1.5

COLORS: LEGEND, BORDER, CIRCLE, DIAGONAL — RED (RETROREFLECTIVE)
 BACKGROUND — WHITE (RETROREFLECTIVE)
 SYMBOL — BLACK



R7-2a
NO PARKING (PART-TIME)

- * See page 7-3 for arrow design.
- ** Reduce Spacing 60%.
- *** Reduce Spacing 20%.

A	B	C	D	E	F	G	H	J	K	L	M	N
12	18	0.375	0.375	1.875	3 C	0.875	3 B**	0.625	2 B***	0.5	2	1.5
P	Q	R	S	T	U	V	W	X	Y	Z	AA	BB
2.026	4.806	4.805	VAR	VAR	1	VAR	VAR	1.857	VAR	VAR	3.875	1.5

COLORS: LEGEND, BORDER — RED (RETROREFLECTIVE)
BACKGROUND — WHITE (RETROREFLECTIVE)



R7-3

NO PARKING EXCEPT SUNDAYS AND HOLIDAYS

* See page 7-3 for arrow design.

** Reduce Spacing 60%.

A	B	C	D	E	F	G	H	J	K	L	M
12	18	0.375	0.375	1.875	3 C	0.875	3 B**	0.75	1 C	0.5	2
N	P	Q	R	S	T	U	V	W	X	Y	Z
1.5	2.026	4.806	4.805	1.971	4.042	0.920	1	2.121	2.616	3.875	1.5

COLORS: LEGEND, BORDER — RED (RETROREFLECTIVE)
BACKGROUND — WHITE (RETROREFLECTIVE)



R7-4
NO STANDING ANY TIME

* See page 7-3 for arrow design.
** Reduce Spacing 30%.

A	B	C	D	E	F	G	H	J
12	18	0.375	0.375	2	3 C	1	2 C**	2 C

K	L	M	N	P	Q	R	S
0.5	1.5	2.026	4.883	2.121	2.401	3.875	1.5

COLORS: LEGEND, BORDER – RED (RETROREFLECTIVE)
BACKGROUND – WHITE (RETROREFLECTIVE)



R7-5

PARKING PERMITTED (TIME LIMIT)

* See page 7-3 for arrow design.

A	B	C	D	E	F	G	H	J	K	L	M
12	18	0.375	0.375	2	2 C	VAR	2.891	4.602	4.601	3.875	1.5

COLORS: LEGEND, BORDER – GREEN (RETROREFLECTIVE)
BACKGROUND – WHITE (RETROREFLECTIVE)



R7-6
NO PARKING LOADING ZONE

* See page 7-3 for arrow design.
** Reduce Spacing 60%.

A	B	C	D	E	F	G	H	J	K	L
12	18	0.375	0.375	1.875	3 C	0.875	3 B**	1	2 C	0.5

M	N	P	Q	R	S	T	U	V	W
2	1.25	2.026	4.806	4.805	4.562	4.561	2.791	3.875	1.5

COLORS: LEGEND, BORDER – RED (RETROREFLECTIVE)
BACKGROUND – WHITE (RETROREFLECTIVE)



R7-8
RESERVED PARKING - ACCESSIBLE

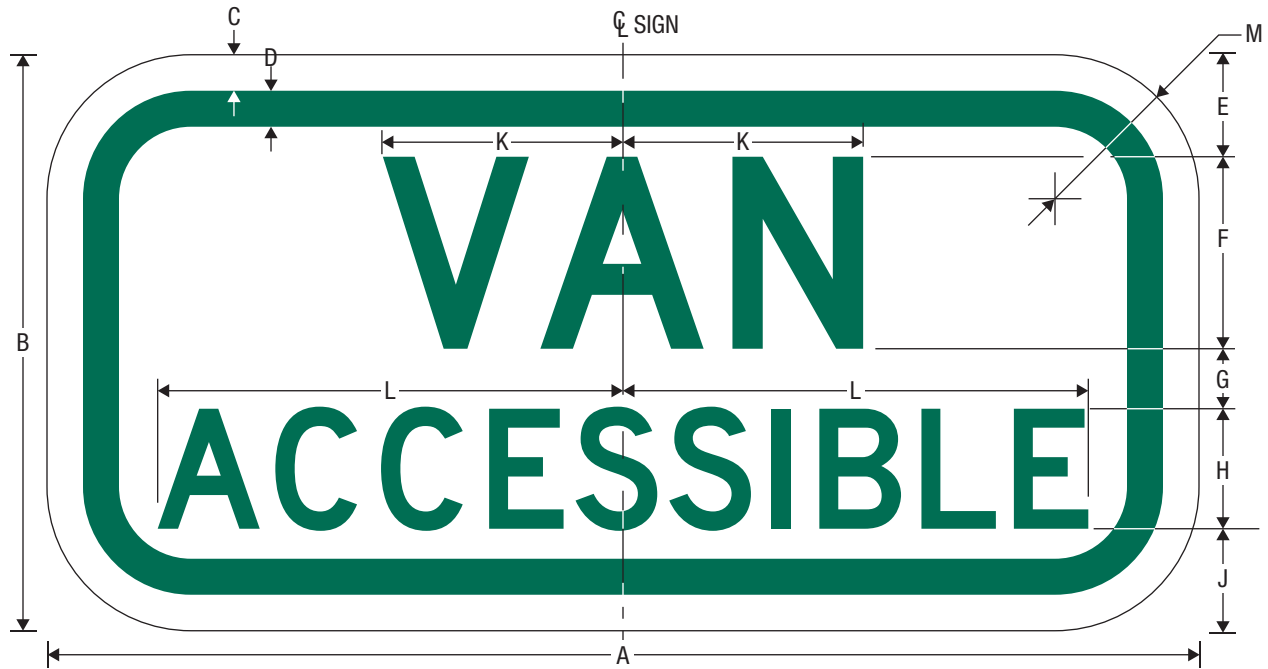
* See page 8-45 for symbol design.

** See page 7-3 for arrow design.

A	B	C	D	E	F	G	H	J	K
12	18	0.375	0.375	2.5	1.75 C	1	6	0.5	2

L	M	N	P	Q	R	S	T	U
1.5	4.745	4.744	4.027	4.026	3	0.5	3.5	1.5

COLORS: LEGEND, BORDER — GREEN (RETROREFLECTIVE)
 BACKGROUND — WHITE (RETROREFLECTIVE)
 SYMBOL — BLUE (RETROREFLECTIVE)



R7-8aP
VAN ACCESSIBLE (PLAQUE)

A	B	C	D	E	F	G	H	J	K	L	M
12	6	0.375	0.375	1.063	2 D	0.625	1.25 D	1.062	2.502	4.847	1.5

COLORS: LEGEND, BORDER – GREEN (RETROREFLECTIVE)
BACKGROUND – WHITE (RETROREFLECTIVE)



R7-9

NO PARKING BIKE LANE

* Reduce Spacing 35%.

** Reduce Spacing 50%.

A	B	C	D	E	F	G	H	J	K	L
12	18	0.375	0.375	2.25	2 B*	1.5	1.375	3 C	3	2.75 B**

M	N	P	Q	R	S	T	U	V	W
1.75	2.710	0.604	1.936	4.936	3.75	3.496	3.962	3.961	1.5

UPPER LEFT SECTION

COLORS: LEGEND, BORDER — WHITE (RETROREFLECTIVE)
BACKGROUND — RED (RETROREFLECTIVE)

REMAINDER OF SIGN

COLORS: LEGEND, BORDER — RED (RETROREFLECTIVE)
BACKGROUND — WHITE (RETROREFLECTIVE)

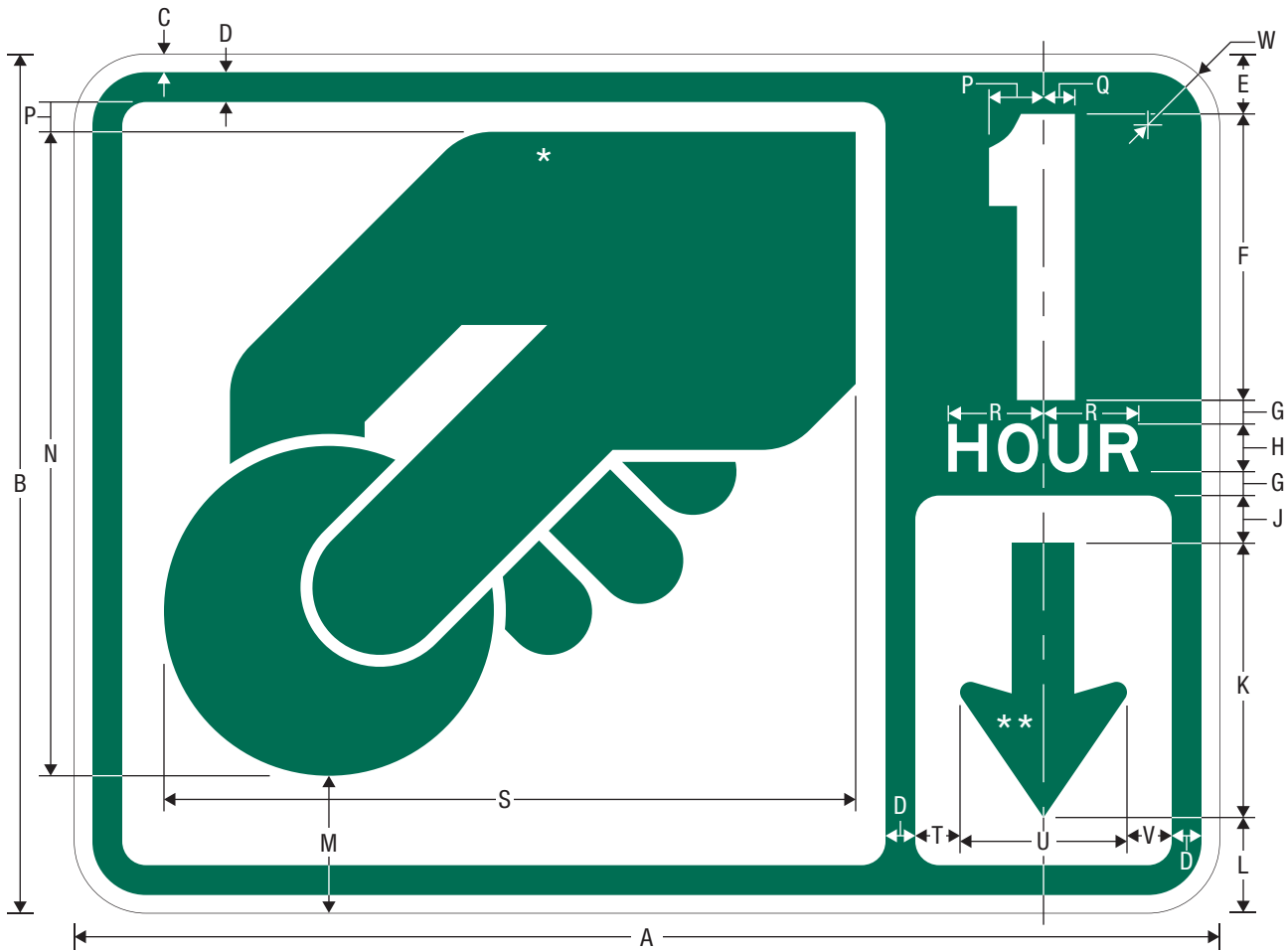


R7-9a
NO PARKING BIKE LANE

A	B	C	D	E	F	G	H	J	K
12	18	0.375	0.375	1.5	1.625	5 E(m)	1.375	1	2.5 C

L	M	N	P	Q	R	S	T	U	V
1.625	2.428	4	3.375	0.625	2.914	2.913	3.302	3.301	1.5

COLORS: LEGEND, BORDER, CIRCLE, DIAGONAL — RED (RETROREFLECTIVE)
 BACKGROUND — WHITE (RETROREFLECTIVE)
 SYMBOL — BLACK



R7-20

PARKING FEE STATION, MULTISPACE METER

* See page 8-8 for symbol design.

** See page 7-3 for arrow design.

A	B	C	D	E	F	G	H	J	K	L
24	18	0.375	0.625	1.25	6 E(m)	0.5	1 E	1	5.75	2

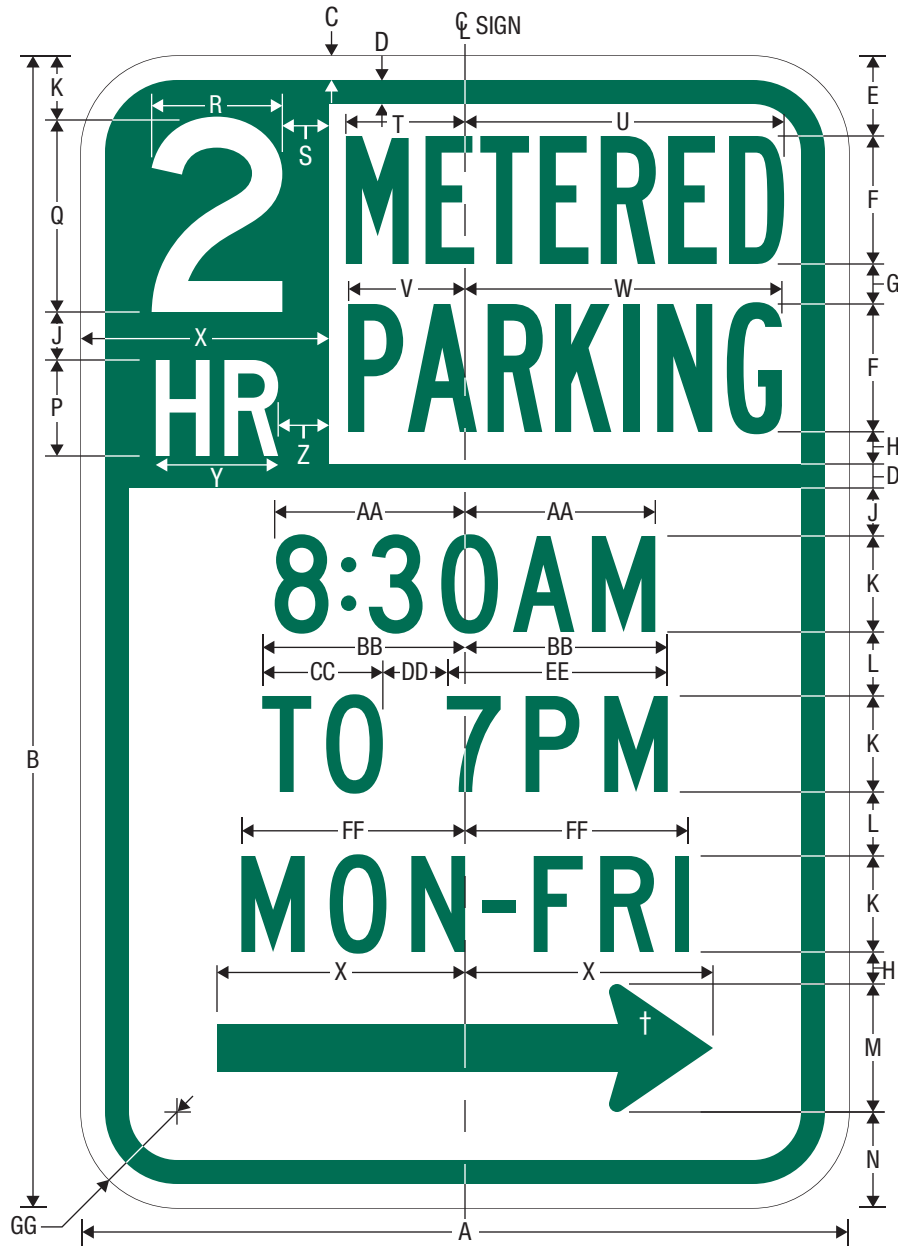
M	N	P	Q	R	S	T	U	V	W
2.875	13.5	VAR	VAR	VAR	14.5	0.938	3.5	0.937	1.5

UPPER RIGHT SECTION

COLORS: LEGEND, BORDER – WHITE (RETROREFLECTIVE)
BACKGROUND – GREEN (RETROREFLECTIVE)

REMAINDER OF SIGN

COLORS: LEGEND, BORDER – GREEN (RETROREFLECTIVE)
BACKGROUND – WHITE (RETROREFLECTIVE)



R7-21
METERED PARKING

- * Reduce Spacing 40%.
- ** Increase Spacing 30%.
- *** Reduce Spacing 30%.
- † See page 7-3 for arrow design.

A	B	C	D	E	F	G	H	J	K	L
12	18	0.375	0.375	1.25	2 B*	0.625	0.5	0.75	1.5 C**	1

M	N	P	Q	R	S	T	U	V	W
2	1.5	1.5 C***	3 D	VAR	VAR	1.862	4.986	1.827	4.952

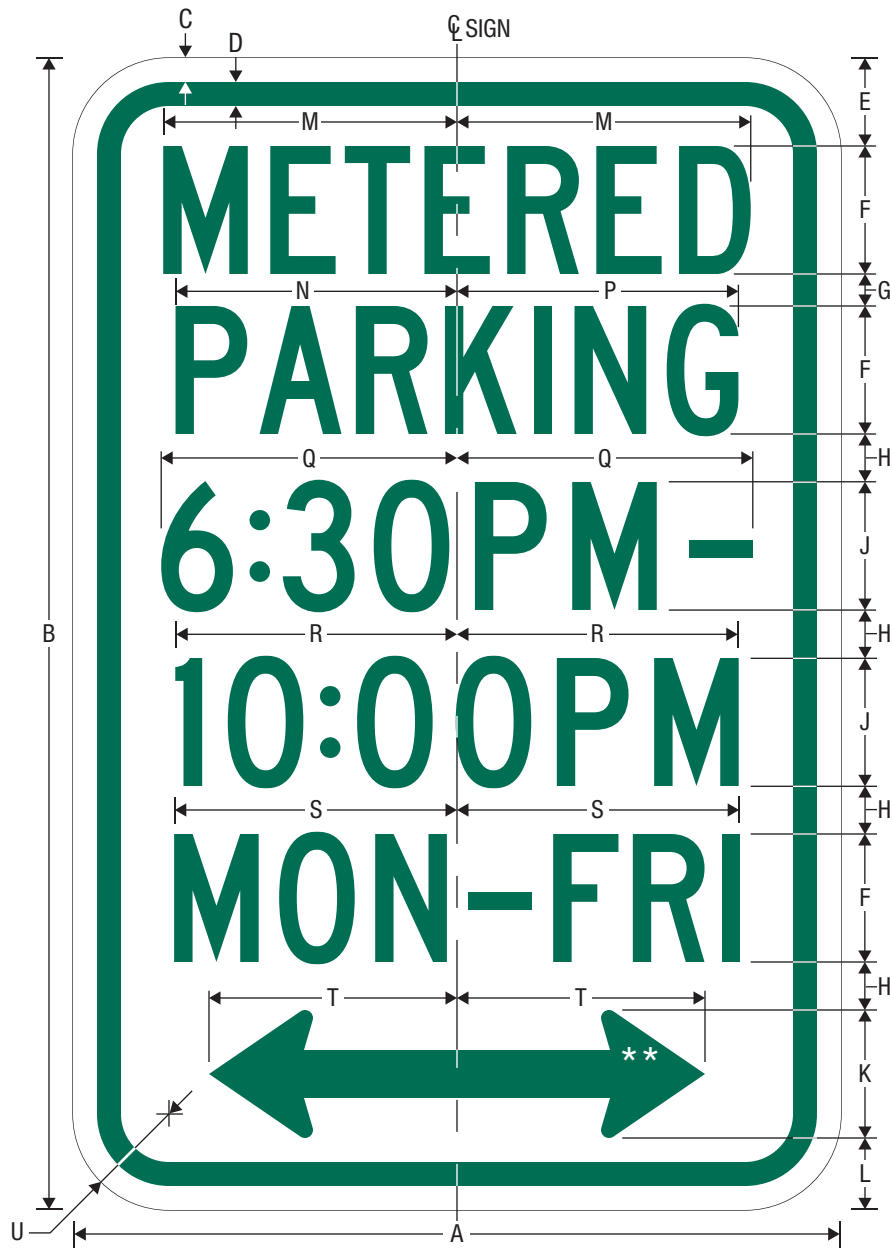
X	Y	Z	AA	BB	CC	DD	EE	FF	GG
3.875	1.912	0.794	VAR	VAR	1.885	1	VAR	VAR	1.5

UPPER LEFT SECTION

COLORS: LEGEND, BORDER — WHITE (RETROREFLECTIVE)
BACKGROUND — GREEN (RETROREFLECTIVE)

REMAINDER OF SIGN

COLORS: LEGEND, BORDER — GREEN (RETROREFLECTIVE)
BACKGROUND — WHITE (RETROREFLECTIVE)



R7-22
METERED PARKING

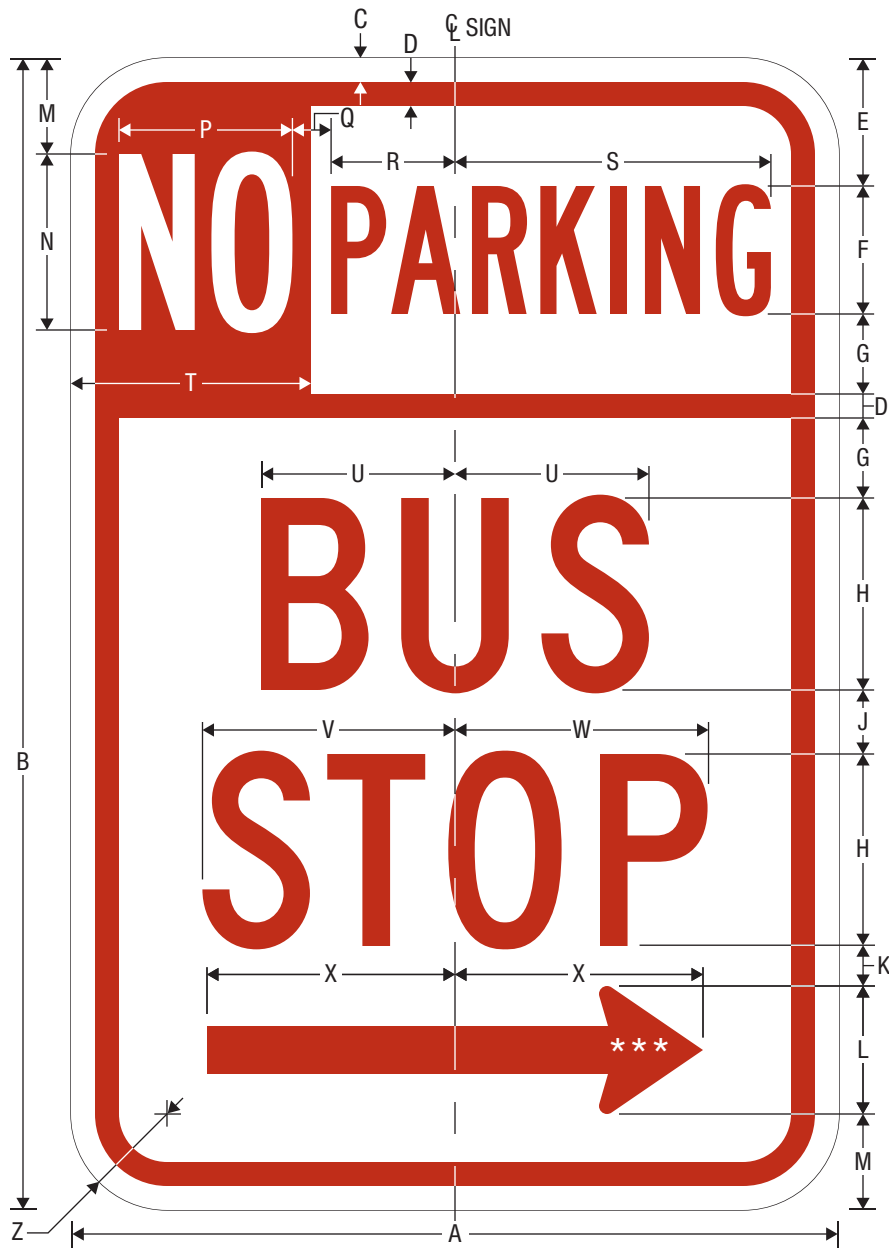
* Reduce Spacing 20%.

** See page 7-3 for arrow design.

A	B	C	D	E	F	G	H	J	K
12	18	0.375	0.375	1.375	2 C*	0.5	0.75	2 C	2

L	M	N	P	Q	R	S	T	U
1.125	4.590	4.398	4.397	VAR	VAR	VAR	3.875	1.5

COLORS: LEGEND, BORDER — GREEN (RETROREFLECTIVE)
BACKGROUND — WHITE (RETROREFLECTIVE)



R7-107
NO PARKING BUS STOP

- * Reduce Spacing 35%.
- ** Reduce Spacing 50%.
- *** See page 7-3 for arrow design.

A	B	C	D	E	F	G	H	J	K	L	M
12	18	0.375	0.375	2	2 B*	1.25	3 C	1	0.625	2	1.5

N	P	Q	R	S	T	U	V	W	X	Y	Z
2.75 B**	2.710	0.604	1.936	4.936	3.75	3.031	3.947	3.946	3.875	0.75	1.5

UPPER LEFT SECTION
 COLORS: LEGEND, BORDER — WHITE (RETROREFLECTIVE)
 BACKGROUND — RED (RETROREFLECTIVE)

REMAINDER OF SIGN
 COLORS: LEGEND, BORDER — RED (RETROREFLECTIVE)
 BACKGROUND — WHITE (RETROREFLECTIVE)



R7-107a
NO PARKING BUS STOP

* See page 8-47 for symbol design.

** See page 7-3 for arrow design.

A	B	C	D	E	F	G	H	J
12	24	0.375	0.625	2	8	1.063	1.688	5.75 E(m)

K	L	M	N	P	Q	R	S
1.687	0.437	1.5	1.75	2.910	1	3.875	1.5

COLORS: LEGEND, BORDER – RED (RETROREFLECTIVE)
 BACKGROUND – WHITE (RETROREFLECTIVE)
 SYMBOL – BLACK



R7-108

PARKING ALLOWED (TIME LIMIT, PART-TIME)

* Reduce Spacing 50%.

** See page 7-3 for arrow design.

A	B	C	D	E	F	G	H	J	K	L	M	N	P
12	18	0.375	0.375	1.25	2 C	0.75	2 B*	0.5	1.375	2 B	2	4 C	1.625

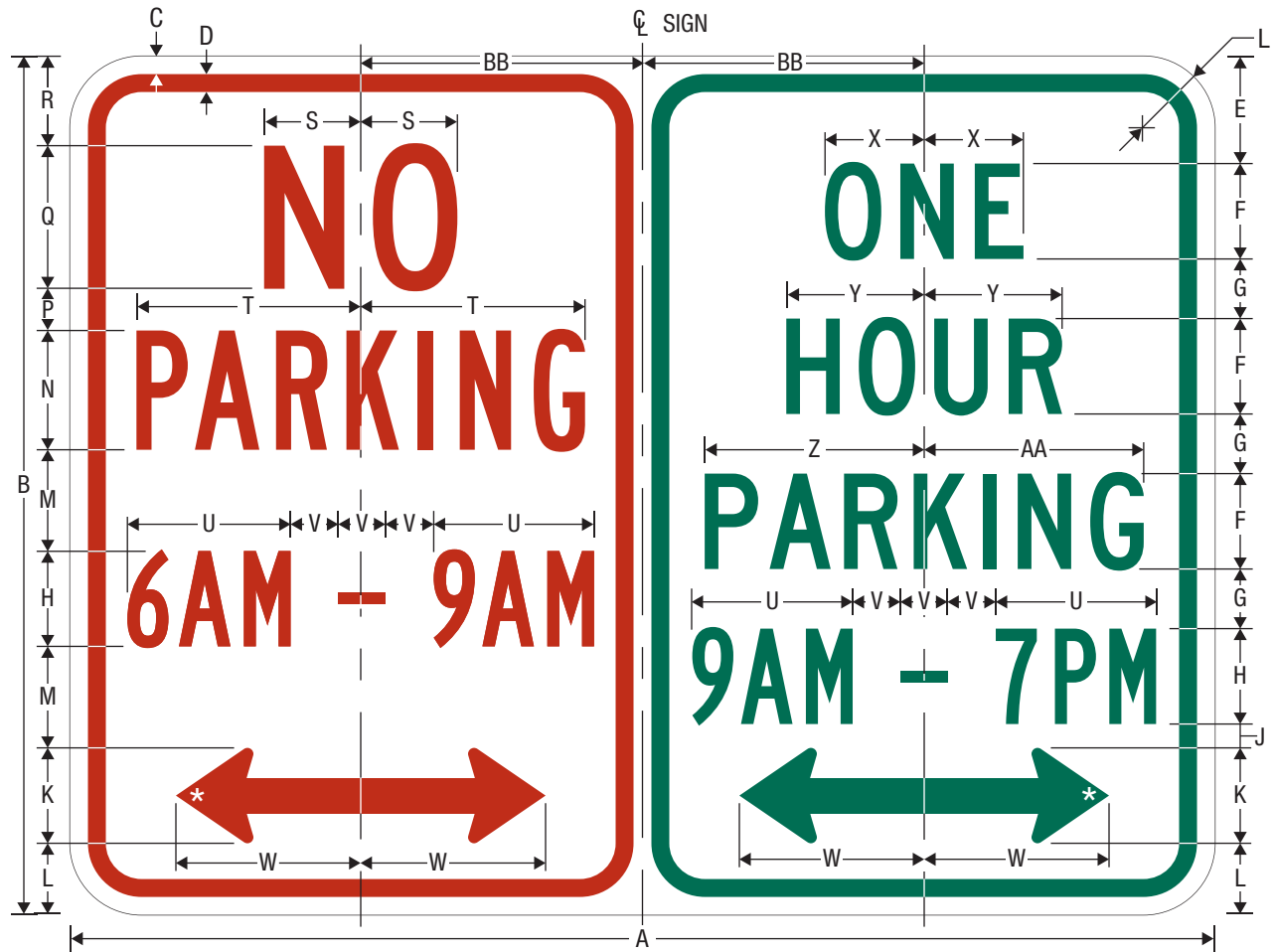
Q	R	S	T	U	V	W	X	Y	Z	AA	BB	CC	DD
VAR	VAR	0.222	2.681	1.734	4.859	3.875	VAR	VAR	1	VAR	1.901	3.875	1.5

UPPER LEFT SECTION

COLORS: LEGEND, BORDER — WHITE (RETROREFLECTIVE)
BACKGROUND — GREEN (RETROREFLECTIVE)

REMAINDER OF SIGN

COLORS: LEGEND, BORDER — GREEN (RETROREFLECTIVE)
BACKGROUND — WHITE (RETROREFLECTIVE)



R7-200

NO PARKING/RESTRICTED PARKING (COMBINED SIGN)

* See page 7-3 for arrow design.

A	B	C	D	E	F	G	H	J	K	L	M	N
24	18	0.375	0.375	2.25	2 C	1.25	2 B	0.5	2	1.5	2.125	2.5 B

P	Q	R	S	T	U	V	W	X	Y	Z	AA	BB
0.875	3 C	1.875	2.026	4.702	VAR	1	3.875	VAR	VAR	4.602	4.601	5.906

LEFT SECTION

COLORS: LEGEND, BORDER — RED (RETROREFLECTIVE)
BACKGROUND — WHITE (RETROREFLECTIVE)

RIGHT SECTION

COLORS: LEGEND, BORDER — GREEN (RETROREFLECTIVE)
BACKGROUND — WHITE (RETROREFLECTIVE)



R7-200

NO PARKING/RESTRICTED PARKING (COMBINED SIGN)

* See page 7-3 for arrow design.

A	B	C	D	E	F	G	H	J	K	L	M	N
24	18	0.375	0.375	2.25	2 C	1.25	2 B	0.5	2	1.5	0.875	2.5 B

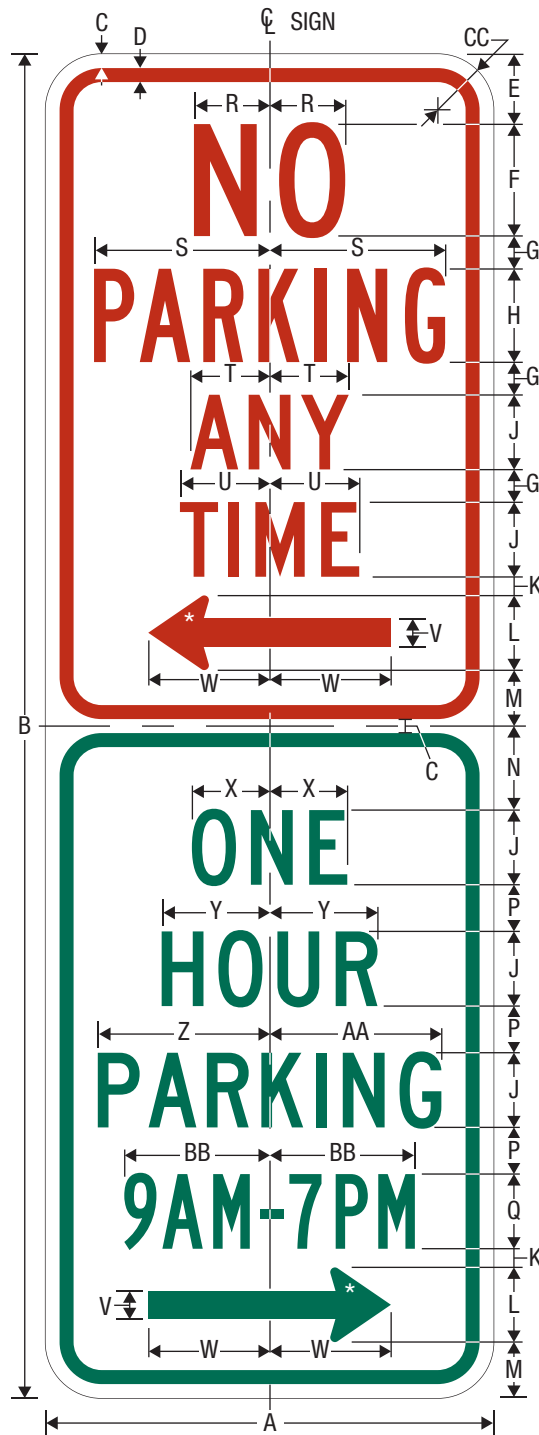
P	Q	R	S	T	U	V	W	X	Y	Z	AA	BB
3 C	1.875	2.026	4.702	2.121	2.401	3.25	VAR	VAR	4.602	4.601	VAR	1

LEFT SECTION

COLORS: LEGEND, BORDER — RED (RETROREFLECTIVE)
BACKGROUND — WHITE (RETROREFLECTIVE)

RIGHT SECTION

COLORS: LEGEND, BORDER — GREEN (RETROREFLECTIVE)
BACKGROUND — WHITE (RETROREFLECTIVE)



R7-200a

NO PARKING/RESTRICTED PARKING (COMBINED SIGN)

* See page 7-3 for arrow design.

A	B	C	D	E	F	G	H	J	K	L	M	N	P
12	36	0.375	0.375	1.875	3 C	0.875	2.5 B	2 C	0.5	2	1.5	2.25	1.25

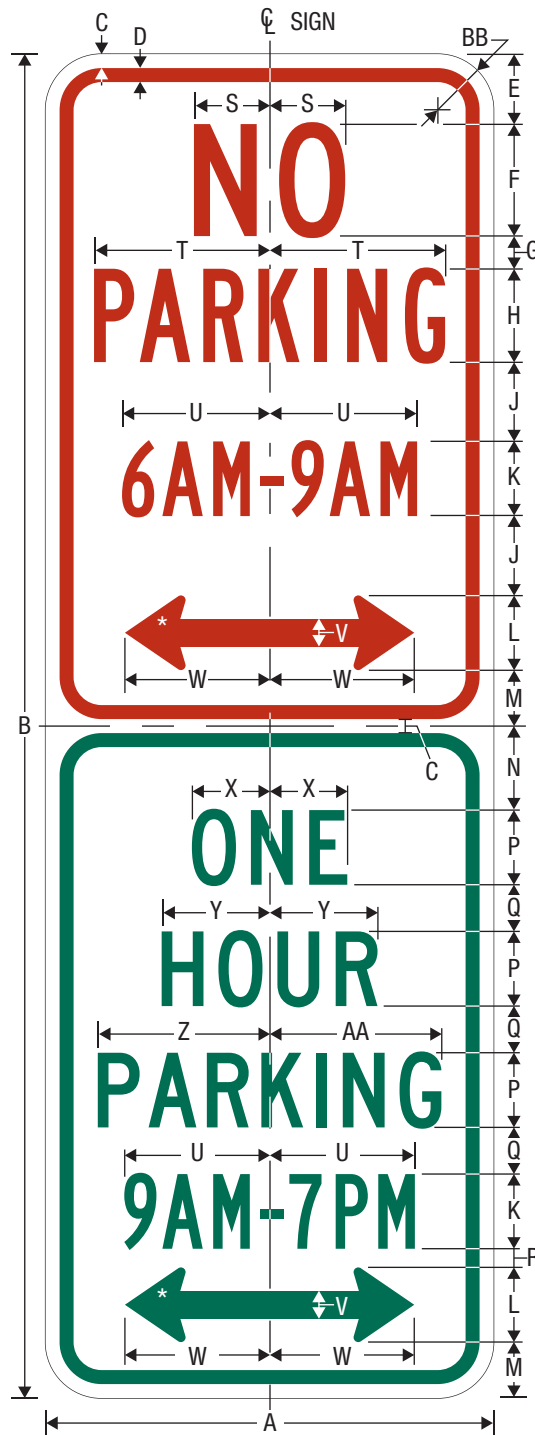
Q	R	S	T	U	V	W	X	Y	Z	AA	BB	CC
2 B	2.026	4.702	2.121	2.401	0.75	3.25	2.081	2.891	4.602	4.601	VAR	1.5

UPPER SECTION

COLORS: LEGEND, BORDER — RED (RETROREFLECTIVE)
BACKGROUND — WHITE (RETROREFLECTIVE)

LOWER SECTION

COLORS: LEGEND, BORDER — GREEN (RETROREFLECTIVE)
BACKGROUND — WHITE (RETROREFLECTIVE)



R7-200a

NO PARKING/RESTRICTED PARKING (COMBINED SIGN)

* See page 7-3 for arrow design.

A	B	C	D	E	F	G	H	J	K	L	M	N	P
12	36	0.375	0.375	1.875	3 C	0.875	2.5 B	2.125	2 B	2	1.5	2.25	2 C

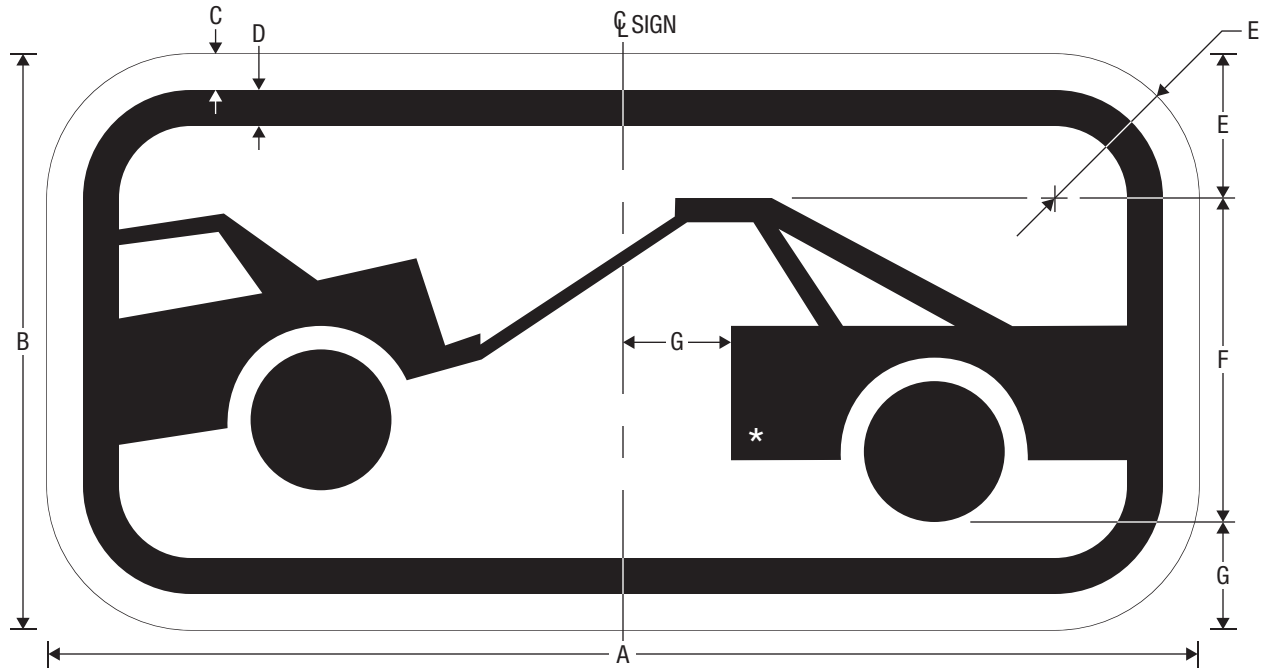
Q	R	S	T	U	V	W	X	Y	Z	AA	BB
1.25	0.5	2.026	4.702	VAR	0.75	3.875	2.081	2.891	4.602	4.601	1.5

UPPER SECTION

COLORS: LEGEND, BORDER — RED (RETROREFLECTIVE)
BACKGROUND — WHITE (RETROREFLECTIVE)

LOWER SECTION

COLORS: LEGEND, BORDER — GREEN (RETROREFLECTIVE)
BACKGROUND — WHITE (RETROREFLECTIVE)

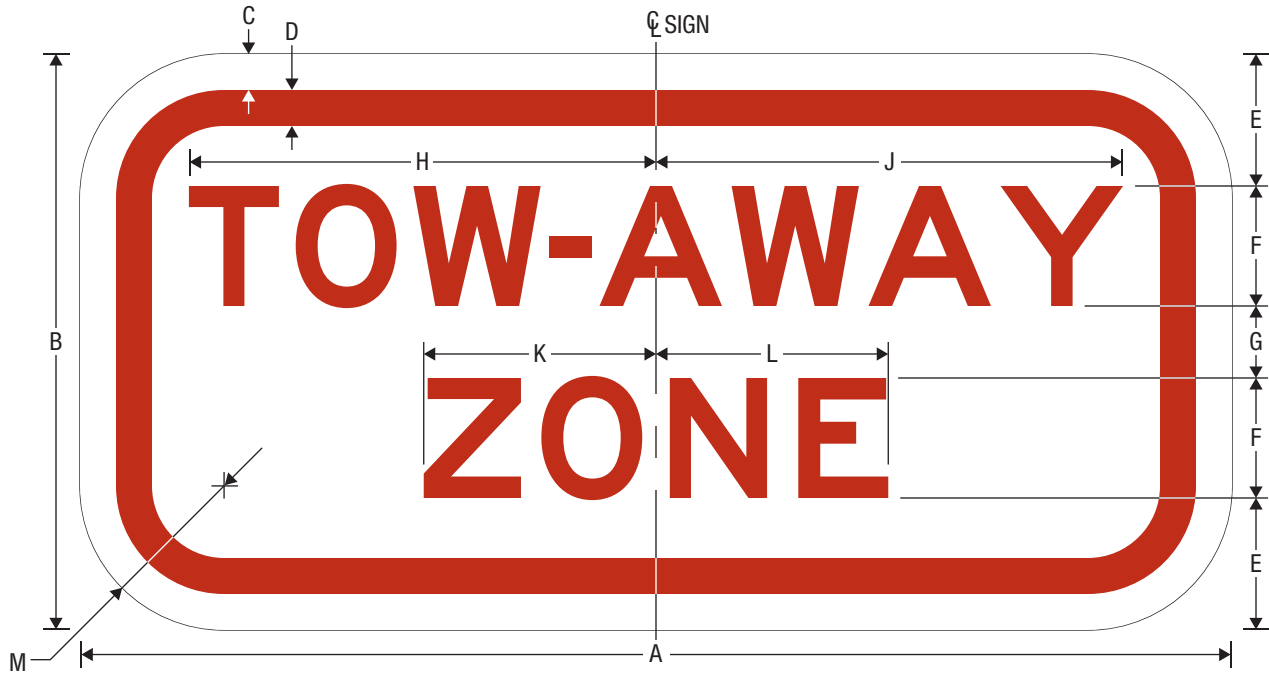


R7-201P
TOW AWAY ZONE (PLAQUE)

* See page 8-9 for symbol design.

A	B	C	D	E	F	G
12	6	0.375	0.375	1.5	3.375	1.125

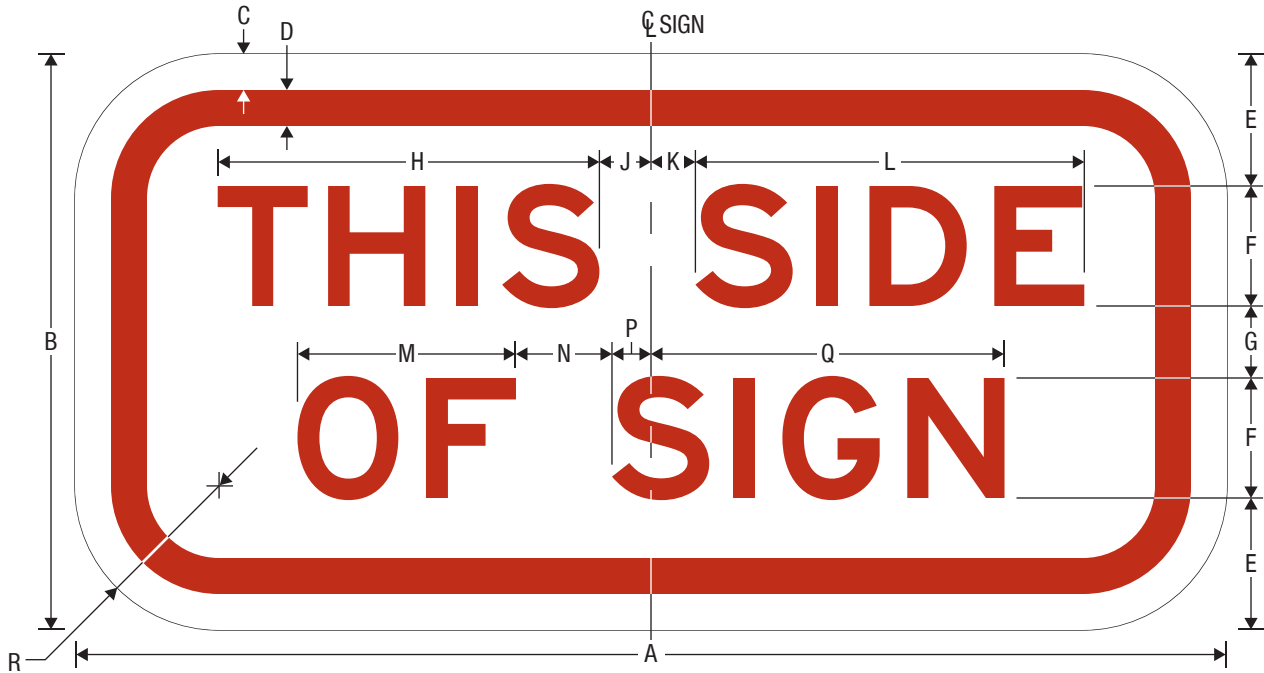
COLORS: LEGEND, BORDER – BLACK, OR
RED (RETROREFLECTIVE)
BACKGROUND – WHITE (RETROREFLECTIVE)



R7-201aP
TOW AWAY ZONE (PLAQUE)

A	B	C	D	E	F	G	H	J	K	L	M
12	6	0.375	0.375	1.375	1.25 E	0.75	4.866	4.865	2.420	2.419	1.5

COLORS: LEGEND, BORDER – RED (RETROREFLECTIVE)
BACKGROUND – WHITE (RETROREFLECTIVE)




R7-202P
THIS SIDE OF SIGN (PLAQUE)

A	B	C	D	E	F	G	H
12	6	0.375	0.375	1.375	1.25 E	0.75	3.976

J	K	L	M	N	P	Q	R
0.538	0.462	4.051	2.276	1	0.407	3.682	1.5

COLORS: LEGEND, BORDER – RED (RETROREFLECTIVE)
BACKGROUND – WHITE (RETROREFLECTIVE)



R7-203
SNOW EMERGENCY ROUTE

* Reduce Spacing 20%.

A	B	C	D	E	F	G	H	J	K	L	M
18	24	0.375	0.375	1.5	2 D	1.25	1	1.125	2 C*	2 C	1
24	30	0.375	0.625	1.875	2.5 D	1.5	1.375	1.375	2.5 C*	2.5 C	1.25

N	P	Q	R	S	T	U	V	W	X	Y	Z
1.25 D	1.375	3.483	3.482	7.695	7.695	3.983	3.982	2.621	1.5	2.337	6.458
1.5 D	1.875	4.353	4.353	9.619	9.618	4.978	4.978	3.276	1.875	2.922	8.072

AA	BB	CC	DD	EE	FF	GG	HH	JJ	KK	LL	MM
7.538	0.365	1.25	5.903	6.473	6.472	3.102	0.625	2.471	2.069	4.128	1.5
9.391	0.487	1.5	7.403	8.091	8.090	3.722	0.75	2.965	2.483	4.953	1.5

UPPER SECTION
 COLORS: LEGEND, BORDER — WHITE (RETROREFLECTIVE)
 BACKGROUND — RED (RETROREFLECTIVE)

LOWER SECTION
 COLORS: LEGEND, BORDER — RED (RETROREFLECTIVE)
 BACKGROUND — WHITE (RETROREFLECTIVE)



R8-1

NO PARKING ON PAVEMENT

* Reduce Spacing 60%.

A	B	C	D	E	F	G	H	J	K
24	30	0.375	0.625	3.625	5 D	2.25	5 C*	3 D	2.25
36	48	0.625	0.875	6	7 D	5	7 C*	4 D	4
48	60	0.75	1.25	7.5	9 D	6	9 C*	5 D	5

L	M	N	P	Q	R	S	T	U
4.028	4.028	9.974	9.974	2.417	2.417	9.921	9.920	1.5
5.640	5.639	13.964	13.963	3.223	3.222	13.228	13.227	2.25
7.251	7.250	17.953	17.953	4.028	4.028	16.535	16.534	3

COLORS: LEGEND, BORDER — RED (RETROREFLECTIVE)
BACKGROUND — WHITE (RETROREFLECTIVE)



R8-2

NO PARKING EXCEPT ON SHOULDER

* Reduce Spacing 60%.

A	B	C	D	E	F	G	H	J	K
24	30	0.375	0.625	3.625	5 D	2.25	5 C*	3 C	2.25
36	48	0.625	0.875	6	7 D	5	7 C*	4 C	4
48	60	0.75	1.25	7.5	9 D	6	9 C*	5 C	5

L	M	N	P	Q	R	S	T	U	V
4.028	4.028	9.974	9.974	8.689	3.136	1.5	4.052	8.568	1.5
5.640	5.639	13.964	13.963	11.834	3.932	2.5	5.402	11.424	2.25
7.251	7.250	17.953	17.953	14.855	4.853	3.25	6.753	14.280	3

COLORS: LEGEND, BORDER — RED (RETROREFLECTIVE)
BACKGROUND — WHITE (RETROREFLECTIVE)



R8-3
NO PARKING (SYMBOL)

A	B	C	D	E	F	G	H	J	K
12	0.375	0.375	1.125	1.875	6 E(m)	1.875	2.988	1	1.5
24	0.375	0.625	1.5	4.5	12 E(m)	3.75	5.976	2	1.5
30	0.5	0.75	1.875	5.625	15 E(m)	4.708	7.450	2.5	1.875
36	0.625	0.875	2.25	6.75	18 E(m)	5.625	8.964	3	2.25
48	0.75	1.25	3	9	24 E(m)	7.5	11.952	4	3

COLORS: LEGEND — RED (RETROREFLECTIVE)
 BACKGROUND — WHITE (RETROREFLECTIVE)
 SYMBOL, BORDER — BLACK



R8-3a
NO PARKING

* Reduce Spacing 50%.

A	B	C	D	E	F	G	H	J	K	L	M	N
18	24	0.375	0.625	7	4 D	3	3 C	3.223	3.222	6.903	6.902	1.5
24	30	0.375	0.625	7.25	6 D	4.5	5 C*	4.834	4.834	10.229	10.229	1.5
36	36	0.625	0.875	7.5	8 D	6	7 C*	6.445	6.445	14.321	14.320	2.25
48	48	0.75	1.25	10.5	10 D	8	9 C*	8.057	8.056	18.412	18.412	3

COLORS: LEGEND, BORDER — RED (RETROREFLECTIVE)
BACKGROUND — WHITE (RETROREFLECTIVE)



R8-3c
ON PAVEMENT

* Reduce Spacing 40%.

A	B	C	D	E	F	G	H	J	K
18	30	0.375	0.625	1.5	3	9 E(m)	2	2.75 D	2.25
24	36	0.375	0.625	1.5	4.5	12 E(m)	2	3 D	2.25
36	54	0.625	0.875	2.25	6.75	18 E(m)	2.875	5 D	2.875

L	M	N	P	Q	R	S	T	U	V
2.75 C*	3.75	2.825	4.470	1.5	2.216	2.215	7.129	7.128	1.5
3 D	3.25	3.750	5.976	2	2.417	2.417	9.921	9.920	1.5
5 C	4.5	5.625	8.964	3	4.028	4.028	13.981	13.980	2.25

COLORS: BORDER, CIRCLE, DIAGONAL — RED (RETROREFLECTIVE)
 SYMBOL — BLACK
 BACKGROUND — WHITE (RETROREFLECTIVE)



R8-3d
ON BRIDGE

A	B	C	D	E	F	G	H	J	K
18	30	0.375	0.625	1.5	3	9 E(m)	2	3 D	2
24	36	0.375	0.625	1.5	4.5	12 E(m)	1.75	3.5 D	1.875
36	54	0.625	0.875	2.25	6.75	18 E(m)	2.875	5 D	2.875

L	M	N	P	Q	R	S	T	U
3.5	2.825	4.470	1.5	2.417	2.417	6.755	6.755	1.5
2.875	3.750	5.976	2	2.820	2.819	7.881	7.880	1.5
4.5	5.625	8.964	3	4.028	4.028	11.258	11.258	2.25

COLORS: CIRCLE, DIAGONAL, BORDER — RED (RETROREFLECTIVE)
 SYMBOL — BLACK
 BACKGROUND — WHITE (RETROREFLECTIVE)



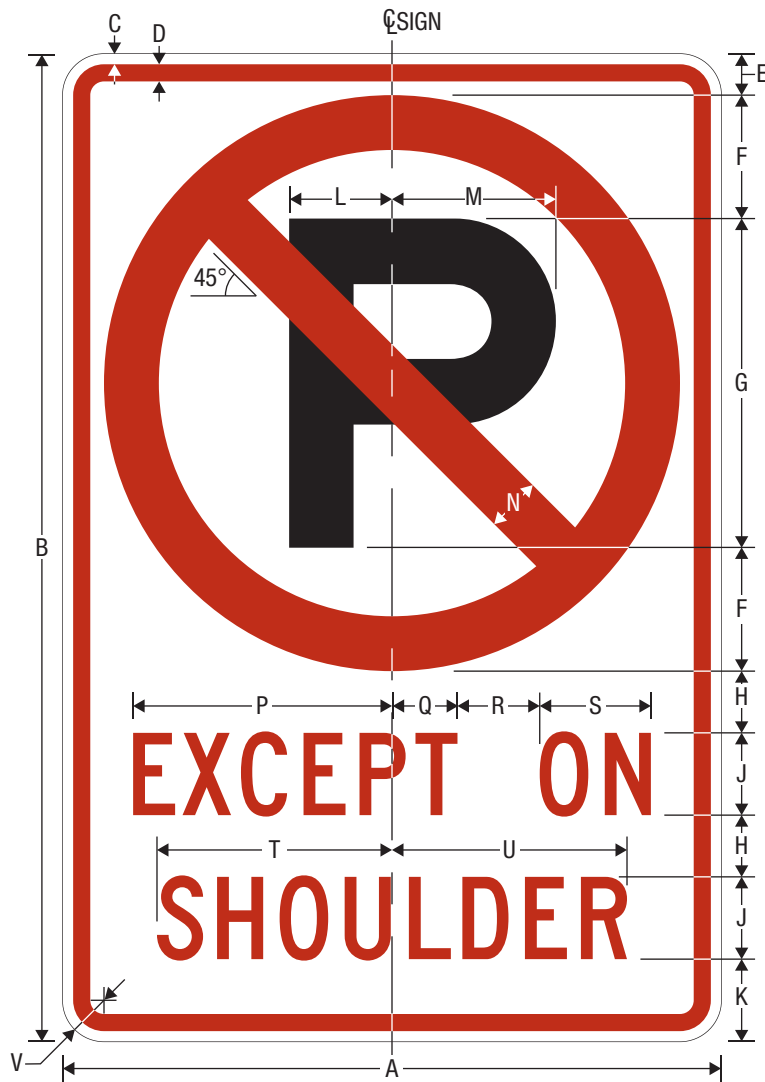
R8-3e
ON TRACKS

* Reduce Spacing 20%.

A	B	C	D	E	F	G	H	J	K
18	30	0.375	0.625	1.5	3	9 E(m)	2	3 D	2
24	36	0.375	0.625	1.5	4.5	12 E(m)	1.75	3.5 D	1.875
36	54	0.625	0.875	2.25	6.75	18 E(m)	2.875	5 D	2.875

L	M	N	P	Q	R	S	T	U	V
3 D*	3.5	2.825	4.470	1.5	2.417	2.417	7.137	7.136	1.5
3.5 D	2.875	3.750	5.976	2	2.820	2.819	8.564	8.563	1.5
5 D	4.5	5.625	8.964	3	4.028	4.028	12.234	12.234	2.25

COLORS: CIRCLE, DIAGONAL, BORDER — RED (RETROREFLECTIVE)
 SYMBOL — BLACK
 BACKGROUND — WHITE (RETROREFLECTIVE)



R8-3f
EXCEPT ON SHOULDER

* Reduce Spacing 30%.

A	B	C	D	E	F	G	H	J	K
18	30	0.375	0.625	1.5	3	9 E(m)	2.5	2.5 C*	3.5
24	36	0.375	0.625	1.5	4.5	12 E(m)	2.25	3 C	3
36	54	0.625	0.875	2.25	6.75	18 E(m)	3.25	4.5 C	4.75

L	M	N	P	Q	R	S	T	U	V
2.825	4.470	1.5	7.028	2.301	1.5	3.226	6.653	6.652	1.5
3.750	5.976	2	9.438	2.387	3	4.052	8.568	8.568	1.5
5.625	8.964	3	13.907	3.830	4	6.077	12.852	12.852	2.25

COLORS: CIRCLE, DIAGONAL, BORDER — RED (RETROREFLECTIVE)
 SYMBOL — BLACK
 BACKGROUND — WHITE (RETROREFLECTIVE)



R8-4
EMERGENCY PARKING ONLY

* Reduce Spacing 50%.

A	B	C	D	E	F	G	H	J	K	L	M	N
30	24	0.375	0.625	3.5	4 C	2.5	4 D	12.945	12.945	10.888	6.784	1.5
48	36	0.625	0.875	5	6 D*	4	6 D	20.880	20.879	16.332	10.176	2.25

COLORS: LEGEND, BORDER — BLACK
BACKGROUND — WHITE (RETROREFLECTIVE)



R8-5

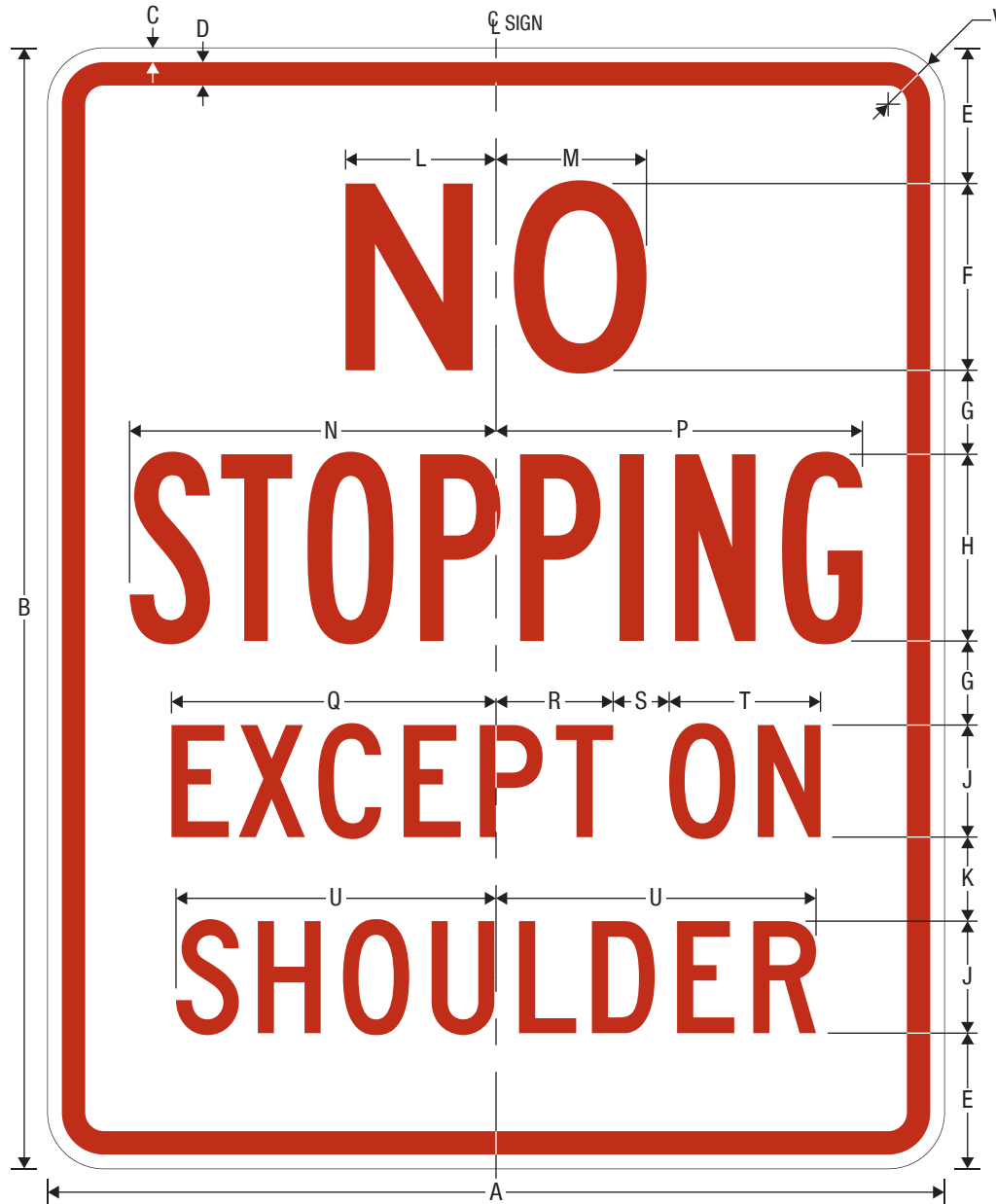
NO STOPPING ON PAVEMENT

* Reduce Spacing 25%.

A	B	C	D	E	F	G	H	J	K
24	30	0.375	0.625	3.625	5 D	2.25	5 B*	3 D	2.25
36	48	0.625	0.875	6	7 D	5	7 B*	4 D	4
48	60	0.75	1.25	7.5	9 D	6	9 B*	5 D	5

L	M	N	P	Q	R	S	T	U
4.028	4.028	9.811	9.810	2.417	2.417	9.921	9.920	1.5
5.640	5.639	13.735	13.735	3.223	3.222	13.228	13.227	2.25
7.251	7.250	17.659	17.659	4.028	4.028	16.535	16.534	3

COLORS: LEGEND, BORDER — RED (RETROREFLECTIVE)
BACKGROUND — WHITE (RETROREFLECTIVE)



R8-6

NO STOPPING EXCEPT ON SHOULDER

* Reduce Spacing 25%.

A	B	C	D	E	F	G	H	J	K
24	30	0.375	0.625	3.625	5 D	2.25	5 B*	3 C	2.25
36	48	0.625	0.875	6	7 D	5	7 B*	4 C	4
48	60	0.75	1.25	7.5	9 D	6	9 B*	5 C	5

L	M	N	P	Q	R	S	T	U	V
4.028	4.028	9.811	9.810	8.689	3.136	1.5	4.052	8.568	1.5
5.640	5.639	13.735	13.735	11.835	3.931	2.5	5.402	11.424	2.25
7.251	7.250	17.659	17.659	14.855	4.853	3.25	6.753	14.280	3

COLORS: LEGEND, BORDER — RED (RETROREFLECTIVE)
BACKGROUND — WHITE (RETROREFLECTIVE)




R8-7
EMERGENCY STOPPING ONLY

* Reduce Spacing 50%.

A	B	C	D	E	F	G	H	J	K	L	M	N	P
30	24	0.375	0.625	3.5	4 C	2.5	4 D	12.945	12.945	12.169	12.169	6.784	1.5
48	36	0.625	0.875	5	6 D*	4	6 D	20.880	20.879	18.254	18.253	10.176	2.25

COLORS: LEGEND, BORDER — BLACK
BACKGROUND — WHITE (RETROREFLECTIVE)

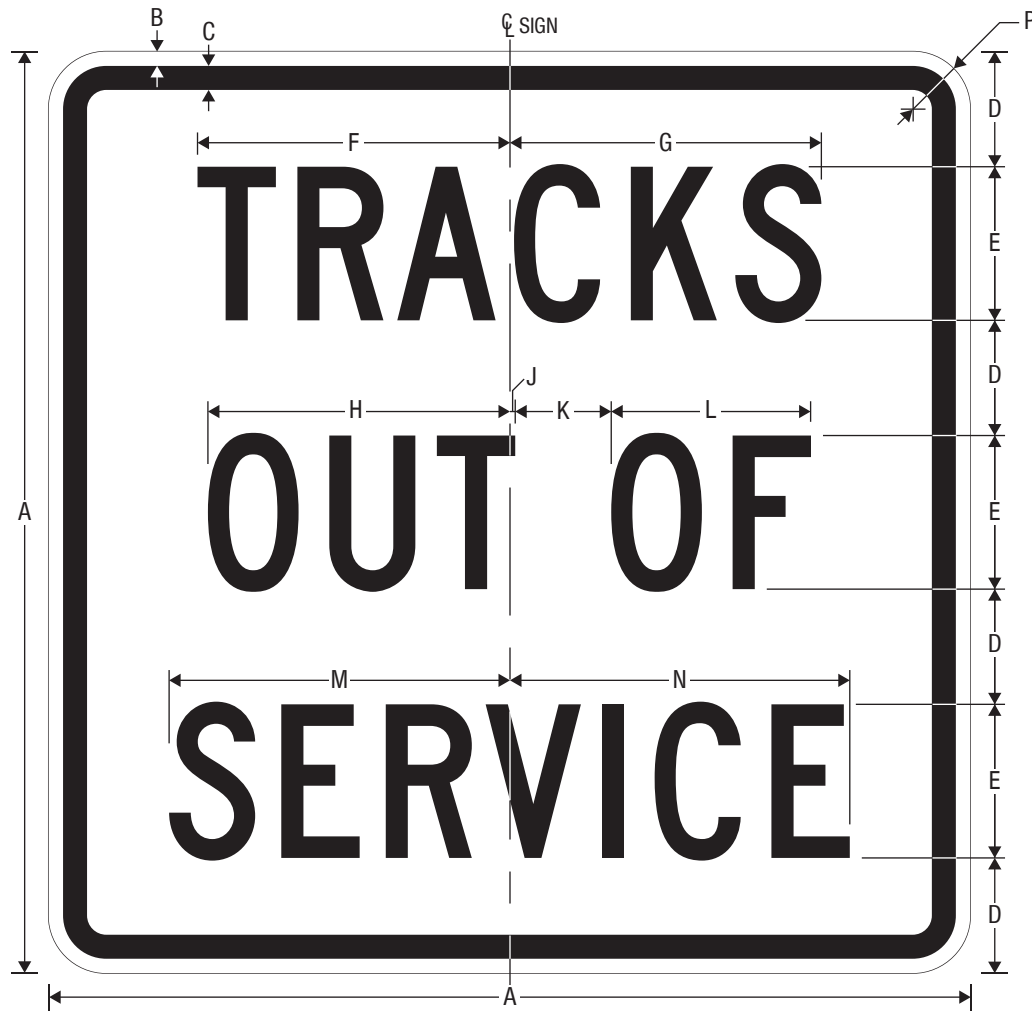


R8-8
DO NOT STOP ON TRACKS

A	B	C	D	E	F	G	H	J
24	30	0.375	0.625	3.625	4 D	2.25	6.365	2.75
36	48	0.625	0.875	6	6 D	4	9.548	4.25

K	L	M	N	P	Q	R	S	T
0.166	9.280	6.245	6.244	3.223	3.222	9.787	9.787	1.5
0.186	13.983	9.366	9.366	4.834	4.834	14.681	14.680	2.25


COLORS: LEGEND, BORDER — BLACK
BACKGROUND — WHITE (RETROREFLECTIVE)



R8-9
TRACKS OUT OF SERVICE

A	B	C	D	E	F	G	H	J	K	L	M	N	P
24	0.375	0.625	3	4 C	8.123	8.123	7.853	0.150	2.5	5.202	8.863	8.863	1.5
36	0.625	0.875	4.5	6 C	12.185	12.184	11.779	0.226	3.75	7.803	13.295	13.294	2.25

COLORS: LEGEND, BORDER — BLACK
BACKGROUND — WHITE (RETROREFLECTIVE)



R8-10

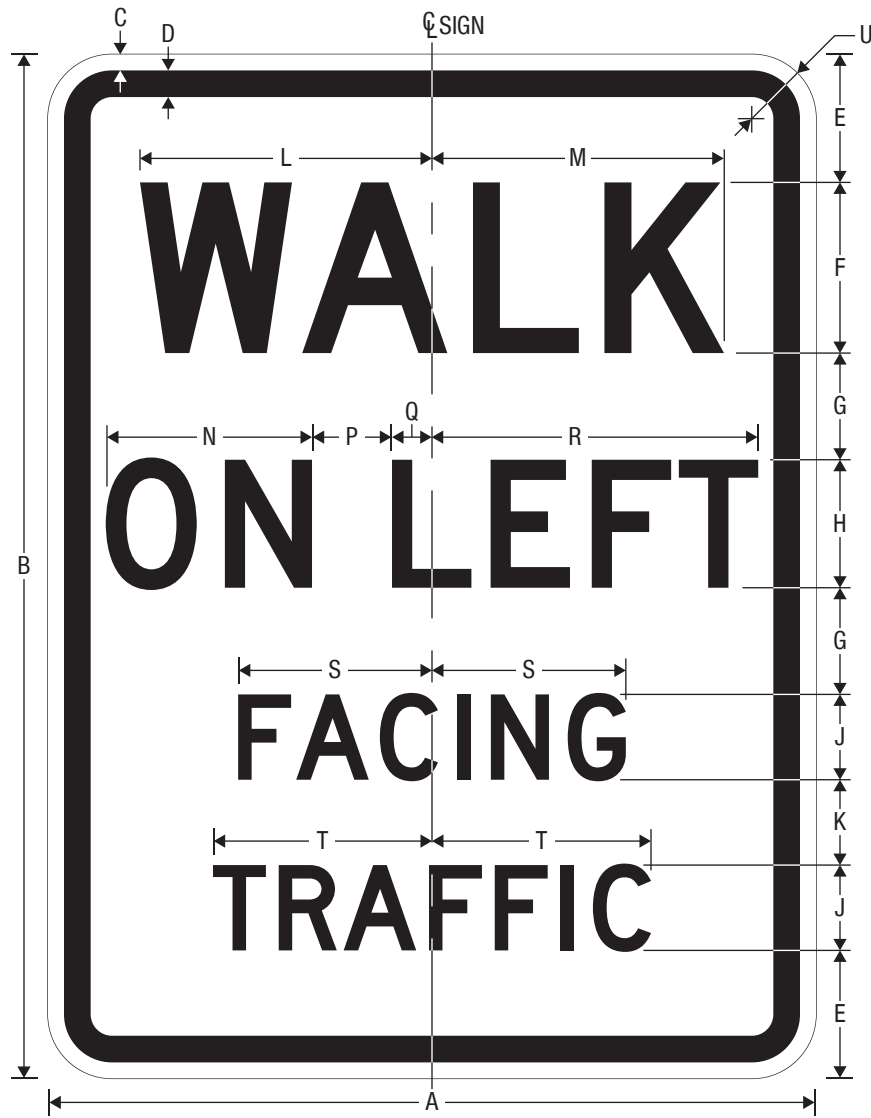
STOP HERE WHEN FLASHING

* See page 7-3 for arrow design.

A	B	C	D	E	F	G	H	J	K
24	36	0.375	0.625	3	5 D	2.5	3 D	0.875	2.364
36	48	0.625	0.875	4	7 D	3	4 D	1.625	3.373

L	M	N	P	Q	R	S	T	U	V
7.806	7.805	4.773	5.149	5.148	9.201	6.498	7	14.25	1.5
10.928	10.928	6.364	6.865	6.864	12.268	8.666	9.25	19	2.25

COLORS: LEGEND, BORDER — BLACK
BACKGROUND — WHITE (RETROREFLECTIVE)



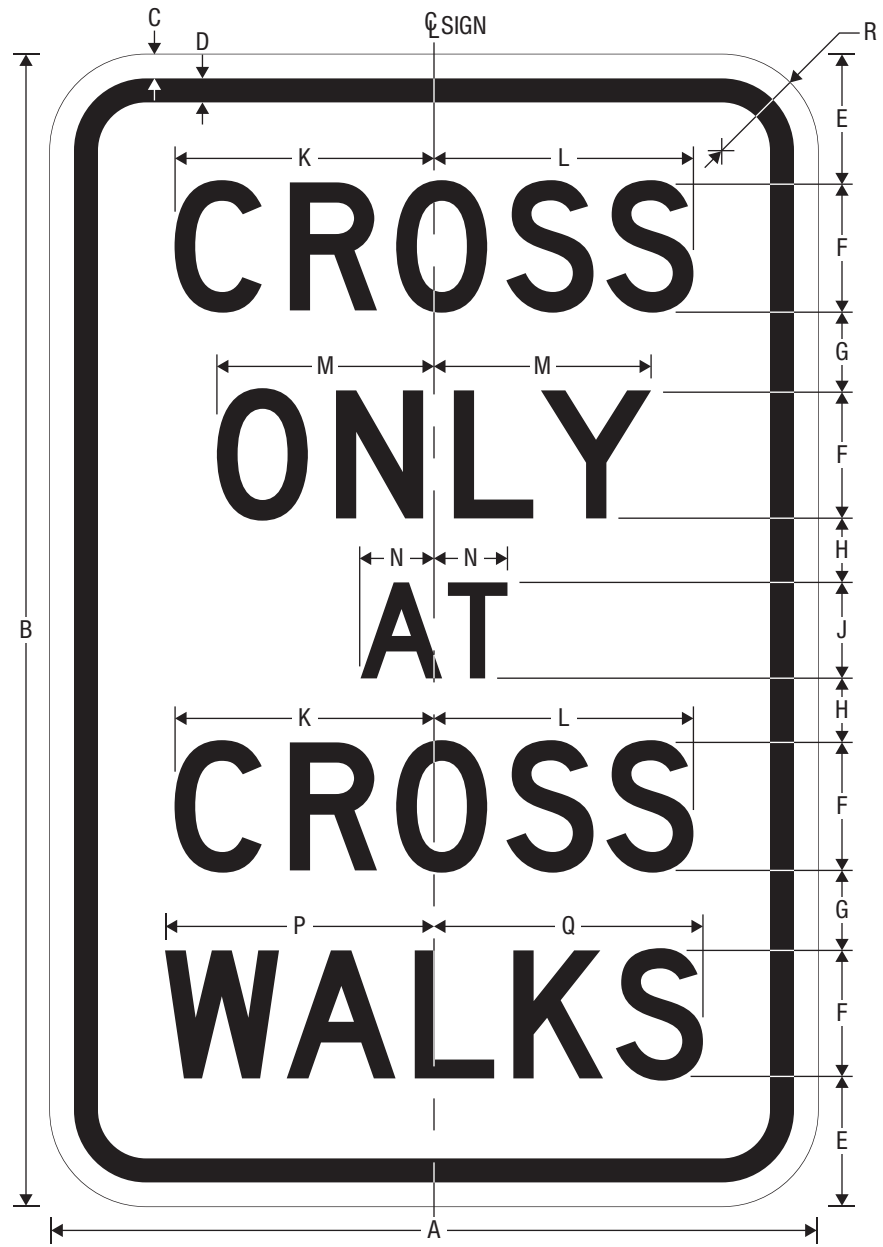
R9-1

WALK ON LEFT FACING TRAFFIC

A	B	C	D	E	F	G	H	J	K
18	24	0.375	0.625	3	4 D	2.5	3 D	2 D	2

L	M	N	P	Q	R	S	T	U
6.844	6.843	4.834	1.875	0.937	7.646	4.543	5.133	1.5

COLORS: LEGEND, BORDER — BLACK
BACKGROUND — WHITE (RETROREFLECTIVE)



R9-2
CROSS ONLY AT CROSSWALKS

A	B	C	D	E	F	G	H
12	18	0.375	0.375	2	2 D	1.25	1
J	K	L	M	N	P	Q	R
1.5 D	4.054	4.053	3.392	1.148	4.203	4.202	1.5

COLORS: LEGEND, BORDER — BLACK
BACKGROUND — WHITE (RETROREFLECTIVE)



R9-3
NO PEDESTRIAN CROSSING (SYMBOL)

* See page 8-7 for symbol design.

A	B	C	D	E	F	G	H	J
18	0.375	0.625	1.125	2.375	5.5	1.5	3.5	1.5
24	0.375	0.625	1.5	3	7.5	2	5.125	1.5
30	0.5	0.75	1.875	3.75	9.375	2.5	6.25	1.875

COLORS: CIRCLE, DIAGONAL— RED (RETROREFLECTIVE)
SYMBOL, BORDER — BLACK
BACKGROUND — WHITE (RETROREFLECTIVE)



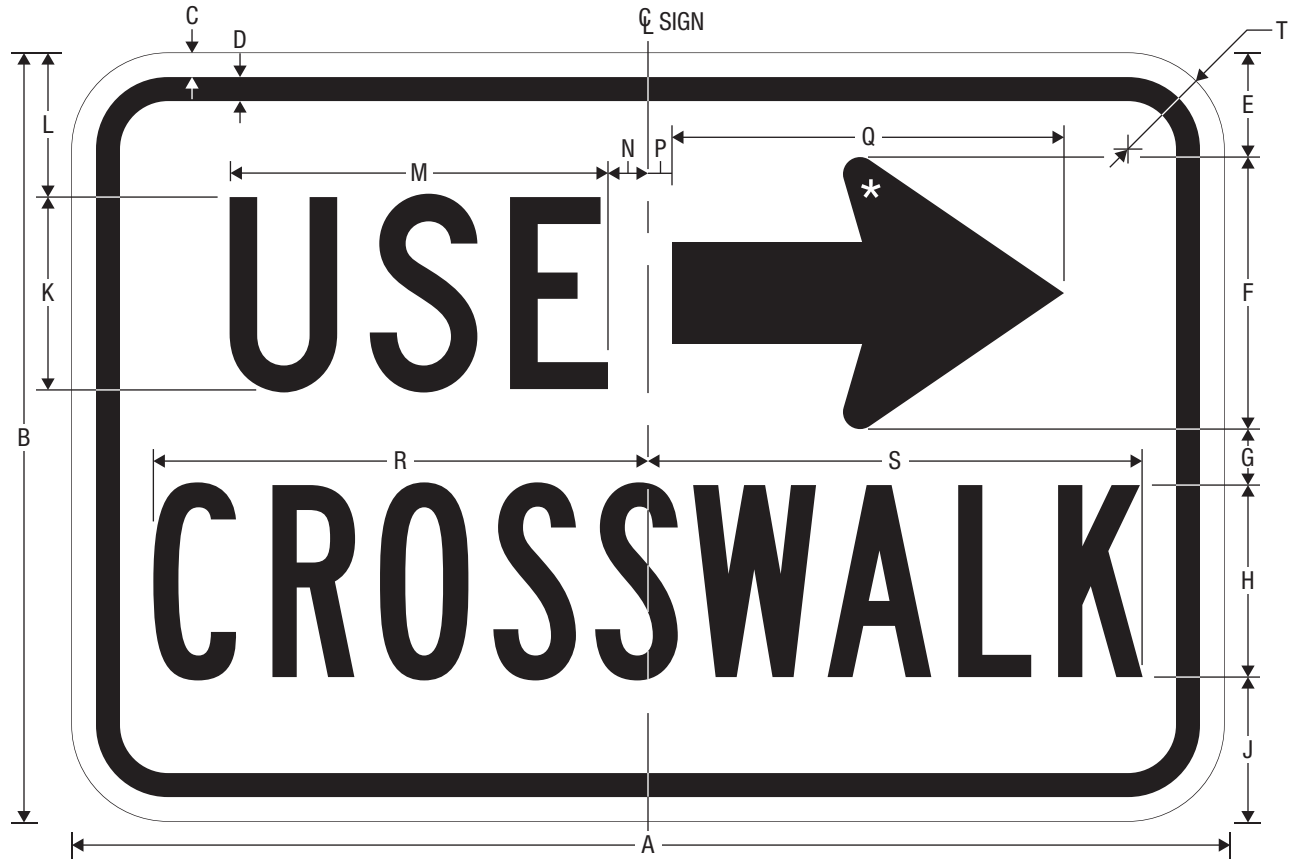
R9-3a
NO PEDESTRIAN CROSSING

* Reduce Spacing 35%.
** Reduce Spacing 40%.

A	B	C	D	E	F	G
12	18	0.375	0.375	3	3 C	2.25

H	J	K	L	M	N	P
2 B*	2 C**	3.5	2.026	4.775	4.818	1.5

COLORS: LEGEND, BORDER — BLACK
BACKGROUND — WHITE (RETROREFLECTIVE)



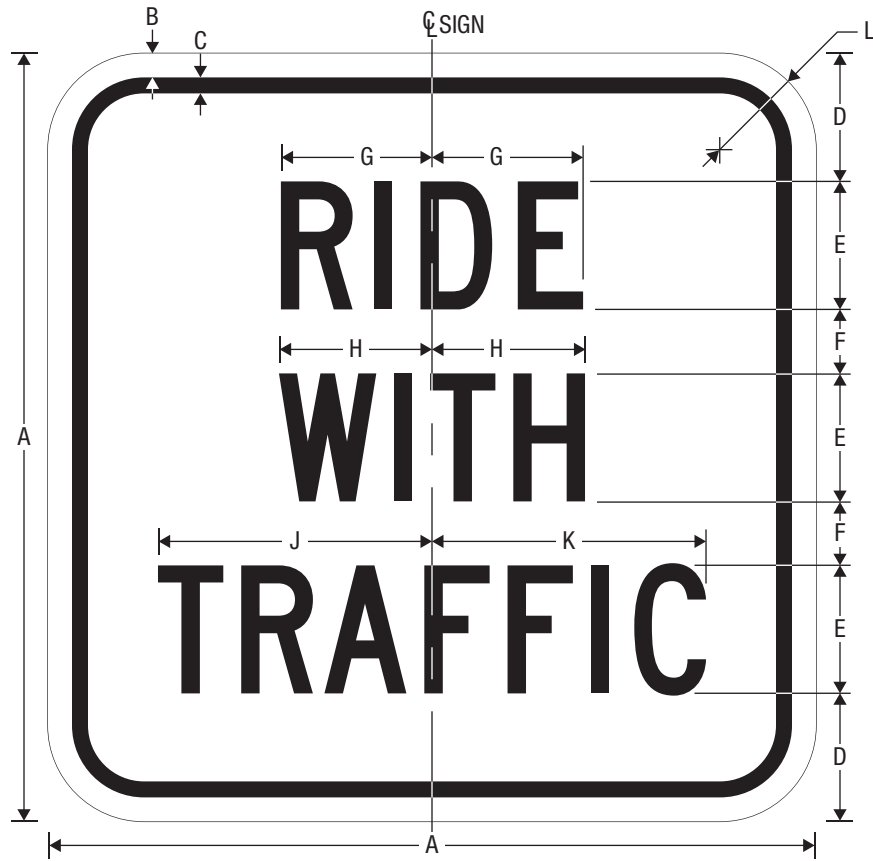
R9-3bP
USE CROSSWALK (PLAQUE)

* See page 7-3 for arrow design.

A	B	C	D	E	F	G	H	J
18	12	0.375	0.375	1.625	4.25	0.875	3 B	2.25

K	L	M	N	P	Q	R	S	T
3 C	2.25	5.912	0.625	0.375	6.125	7.729	7.728	1.5

COLORS: LEGEND, BORDER – BLACK
BACKGROUND – WHITE (RETROREFLECTIVE)



R9-3cP

RIDE WITH TRAFFIC (PLAQUE)

A	B	C	D	E	F	G	H	J	K	L
12	0.375	0.25	2	2 C	1	2.361	2.391	4.282	4.281	1.5

COLORS: LEGEND, BORDER — BLACK
BACKGROUND — WHITE (RETROREFLECTIVE)




R9-4
NO HITCHHIKING (SYMBOL)

* See page 8-6 for symbol design.

A	B	C	D	E	F	G	H	J	K	L
18	0.375	0.625	1.125	2.875	5	5.5	2.375	1.5	4.625	1.5
24	0.375	0.625	1.5	3.75	6.75	7.25	3.25	2	6.25	1.5

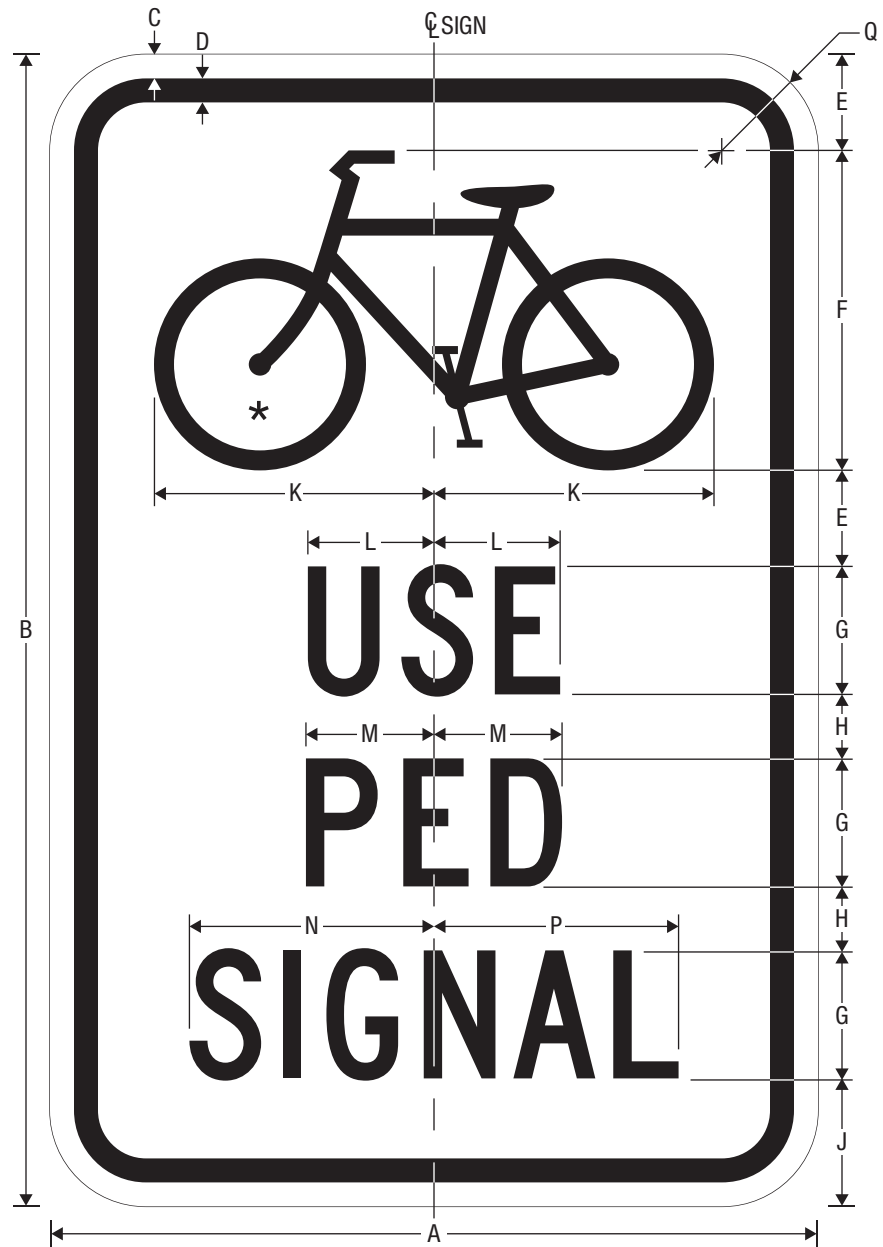
COLORS: CIRCLE, DIAGONAL— RED (RETROREFLECTIVE)
 SYMBOL, BORDER — BLACK
 BACKGROUND — WHITE (RETROREFLECTIVE)



R9-4a
NO HITCHHIKING

A	B	C	D	E	F	G	H	J	K	L	M	N
12	18	0.375	0.375	2.75	4.5 C	1.5	2.5 C	3.039	3.038	3.764	4.439	1.5
18	24	0.375	0.625	3	6 C	2	4 C	4.052	4.051	6.022	7.102	1.5

COLORS: LEGEND, BORDER — BLACK
BACKGROUND — WHITE (RETROREFLECTIVE)



R9-5

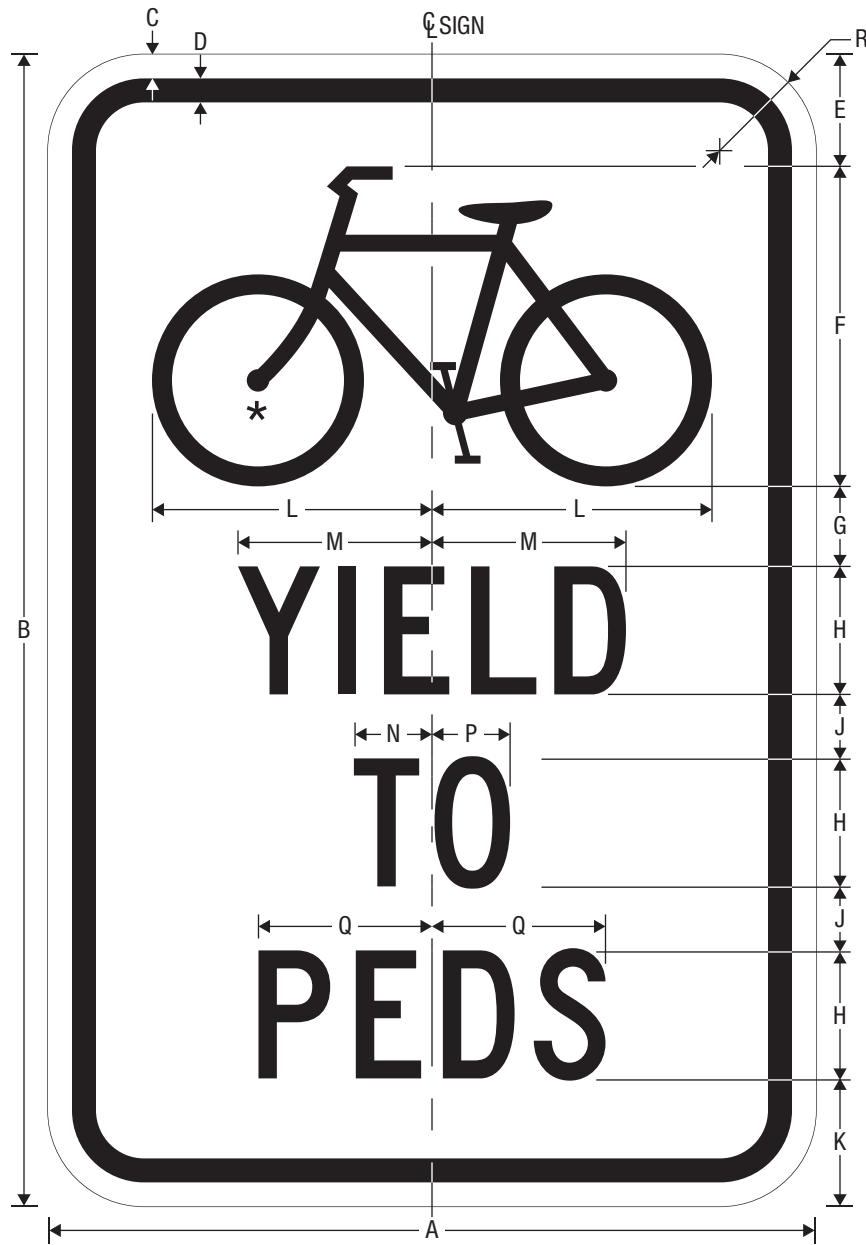
BICYCLES USE PEDESTRIAN SIGNAL

* See page 8-4 for symbol design.

A	B	C	D	E	F	G	H
12	18	0.375	0.375	1.5	5	2 C	1

J	K	L	M	N	P	Q
2	4.375	1.971	2.001	3.822	3.821	1.5

COLORS: LEGEND, BORDER — BLACK
BACKGROUND — WHITE (RETROREFLECTIVE)



R9-6

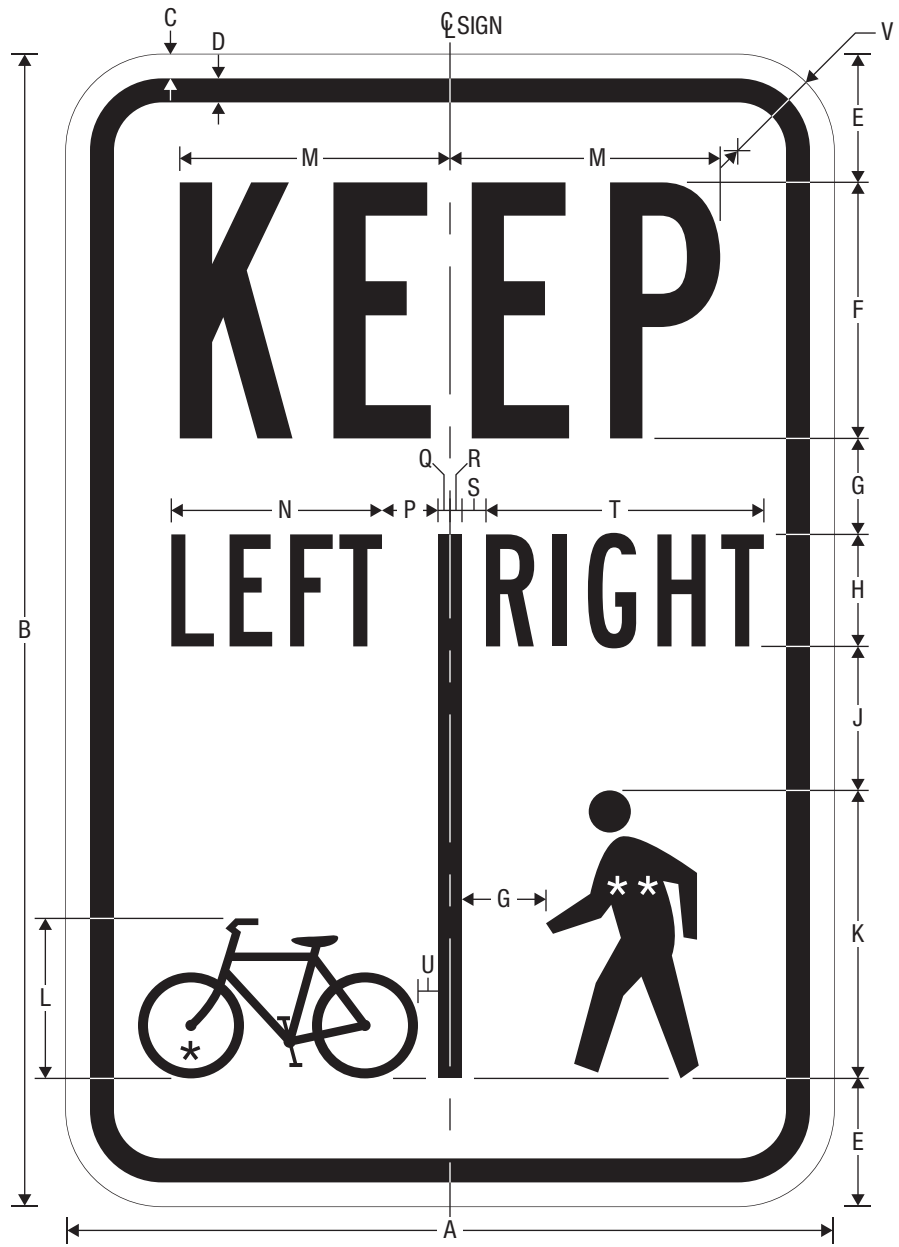
BICYCLES YIELD TO PEDESTRIANS

* See page 8-4 for symbol design.

A	B	C	D	E	F	G	H
12	18	0.375	0.375	1.75	5	1.25	2 C

J	K	L	M	N	P	Q	R
1	2	4.375	3.031	1.221	1.220	2.711	1.5

COLORS: LEGEND, BORDER — BLACK
BACKGROUND — WHITE (RETROREFLECTIVE)



R9-7

SHARED-USE PATH RESTRICTION

* See page 8-4 for symbol design.
** See page 8-7 for symbol design.

A	B	C	D	E	F	G	H	J	K
12	18	0.375	0.375	2	4 B	1.5	1.75 B	2.25	4.5
L	M	N	P	Q	R	S	T	U	V
2.5	4.222	3.292	0.875	0.188	0.187	0.375	4.342	0.5	1.5

COLORS: LEGEND, BORDER — BLACK
BACKGROUND — WHITE (RETROREFLECTIVE)



R9-13
NO SKATERS

* See page 8-82 for symbol design.

A	B	C	D	E	F	G	H	J	K	L	M	N
18	0.375	0.625	4.688	4.313	4.312	4.687	5.283	5.282	6.375	7.875	1.5	1.5
24	0.375	0.625	6.25	5.75	5.75	6.25	7.043	7.042	8.5	10.5	2	1.5
30	0.5	0.75	7.813	7.188	7.187	7.812	8.805	8.804	10.625	13.125	2.5	1.875

COLORS: CIRCLE, DIAGONAL— RED (RETROREFLECTIVE)
 SYMBOL, BORDER — BLACK
 BACKGROUND — WHITE (RETROREFLECTIVE)



R9-14
NO EQUESTRIANS

* See page 8-44 for symbol design.

A	B	C	D	E	F	G	H	J	K	L	M	N
18	0.375	0.625	3.5	5.5	4.5	4.5	5.437	5.436	6.375	7.875	1.5	1.5
24	0.375	0.625	4.625	7.375	5.875	6.125	7.204	7.203	8.5	10.5	2	1.5
30	0.5	0.75	5.875	9.125	7.375	7.625	8.970	8.970	10.625	13.125	2.5	1.875

COLORS: CIRCLE, DIAGONAL— RED (RETROREFLECTIVE)
 SYMBOL, BORDER — BLACK
 BACKGROUND — WHITE (RETROREFLECTIVE)



R9-20

BICYCLES ALLOWED USE OF FULL LANE

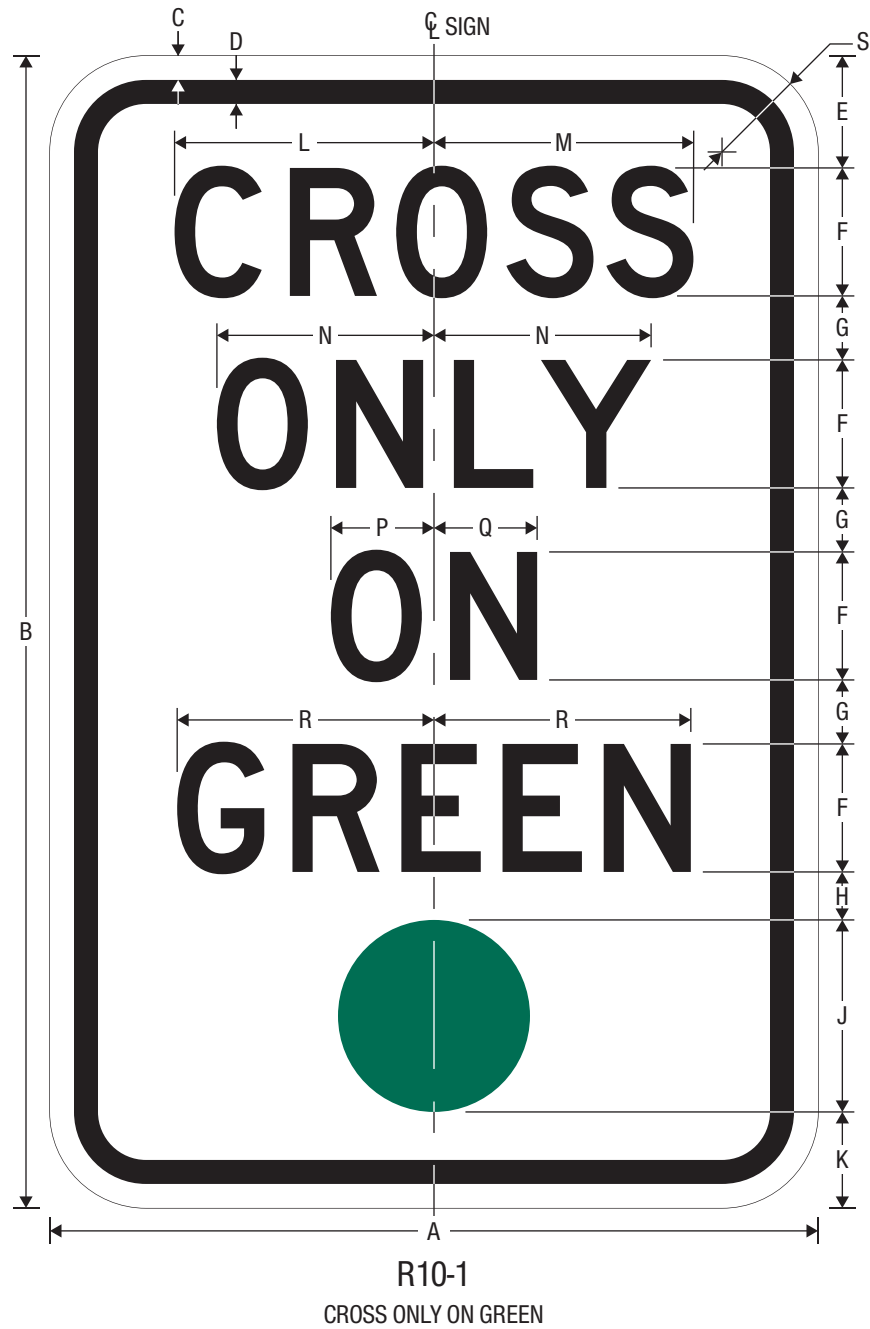
* See page 8-4 for symbol design.

** Reduce Spacing 20%.

A	B	C	D	E	F	G	H	J	K	L
30	0.5	0.75	2.25	9	1.5	3.5 D	2	3.5 D**	2.75	7.875

M	N	P	Q	R	S	T	U	V	W
10.278	8.126	0.401	3.099	5.428	10.407	1.652	1.098	10.961	1.875

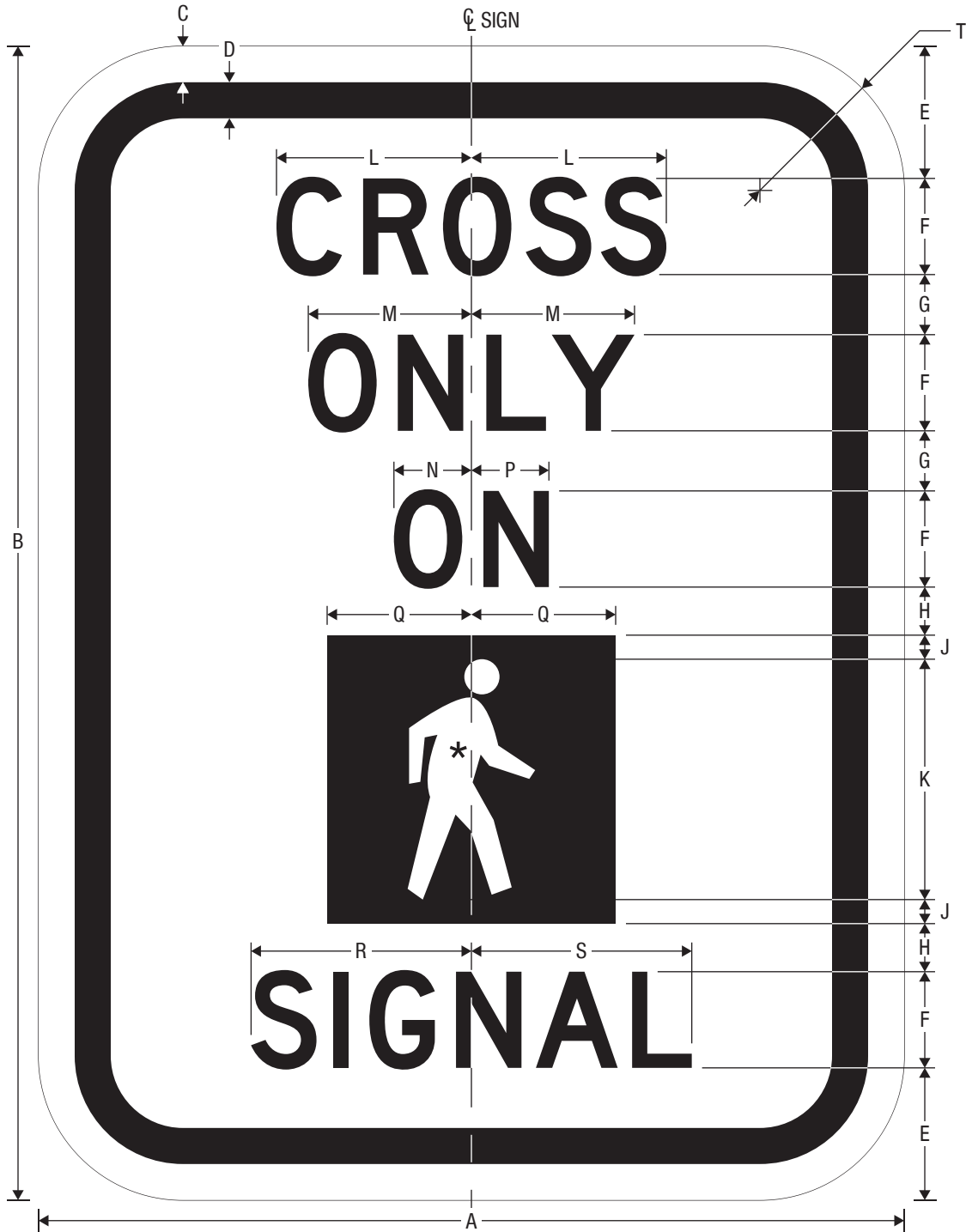
COLORS: LEGEND, BORDER — BLACK
BACKGROUND — WHITE (RETROREFLECTIVE)



A	B	C	D	E	F	G	H	J
12	18	0.375	0.375	1.75	2 D	1	0.75	3

K	L	M	N	P	Q	R	S
1.5	4.054	4.053	3.392	1.612	1.611	4.013	1.5

COLORS: LEGEND, BORDER – BLACK
 CIRCLE – GREEN (RETROREFLECTIVE)
 BACKGROUND – WHITE (RETROREFLECTIVE)



R10-2


CROSS ONLY ON WALK SIGNAL

* See page 8-7 for symbol design.

A	B	C	D	E	F	G	H	J
9	12	0.375	0.375	1.375	1 D	0.625	0.5	0.25

K	L	M	N	P	Q	R	S	T
2.5	2.027	1.696	0.806	0.805	1.5	2.292	2.291	1.5

COLORS: LEGEND, BORDER – BLACK PED SYMBOL – WHITE (RETROREFLECTIVE) ON BLACK
 BACKGROUND – WHITE (RETROREFLECTIVE)



R10-3

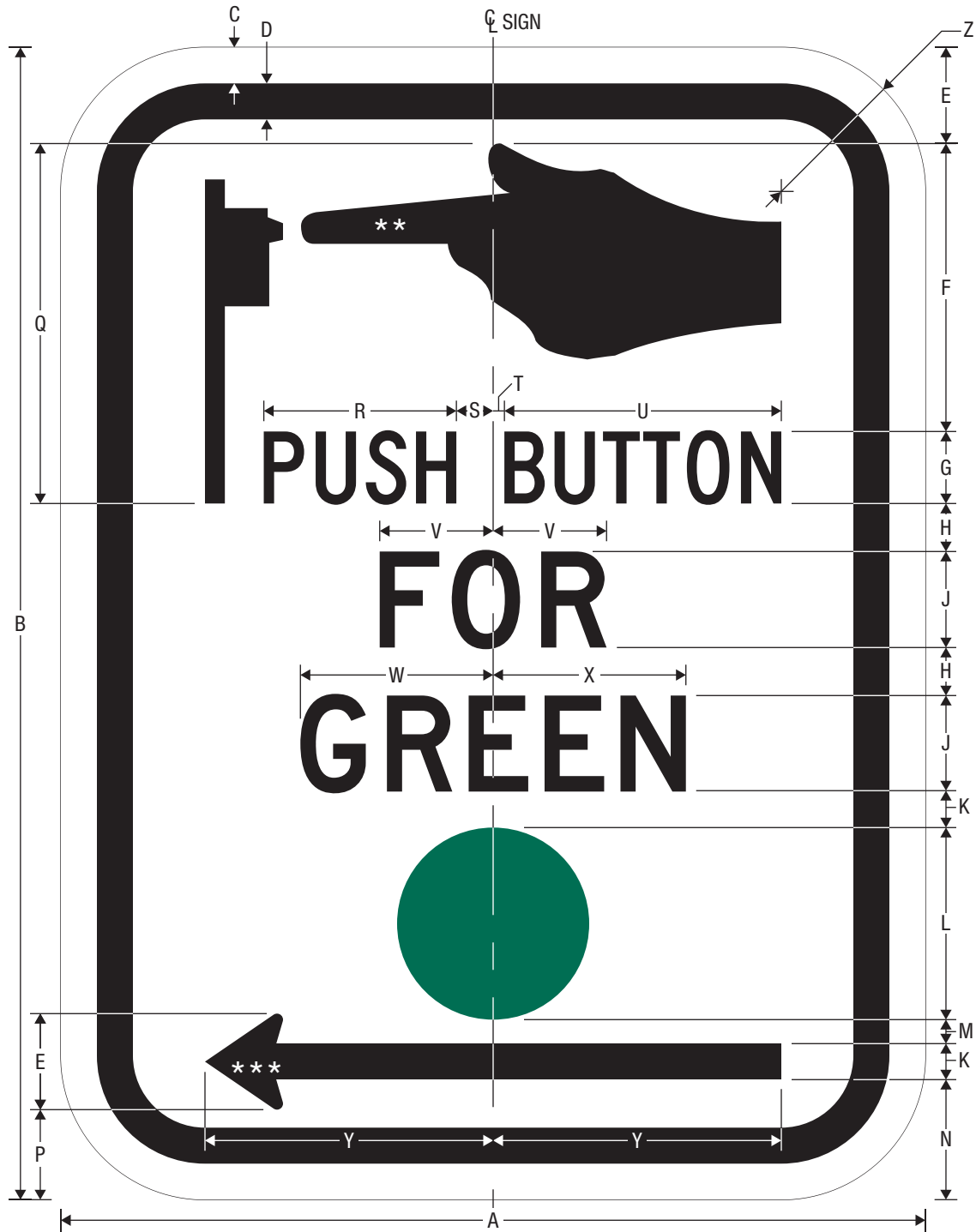
PUSH BUTTON FOR WALK SIGNAL

- * Reduce Spacing 20%.
- ** See page 8-63 for symbol design.
- *** See page 8-7 for symbol design.
- † See page 7-3 for arrow design.

A	B	C	D	E	F	G	H	J	K	L
9	12	0.375	0.375	1	3.75	0.75	1 D	0.5	0.25	2

M	N	P	Q	R	S	T	U	V	W
0.313	1.187	0.75 C*	2.005	0.496	2.387	1.181	1.375	3	1.5

COLORS: LEGEND, BORDER – BLACK PED SYMBOL – WHITE (RETROREFLECTIVE) ON BLACK
 BACKGROUND – WHITE (RETROREFLECTIVE)



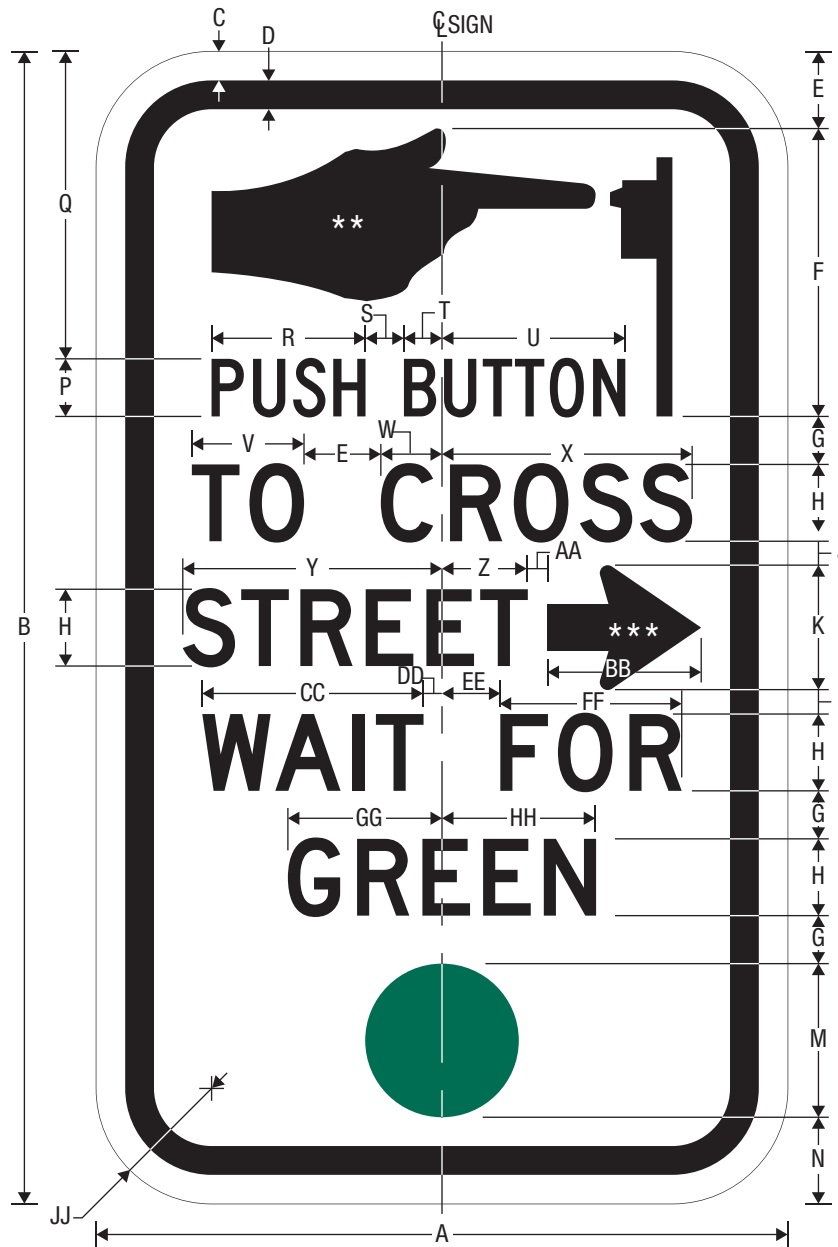
R10-4
PUSH BUTTON FOR GREEN

- * Reduce Spacing 20%.
- ** See page 8-63 for symbol design.
- *** See page 7-3 for arrow design.

A	B	C	D	E	F	G	H	J	K	L	M
9	12	0.375	0.375	1	3	0.75 C*	0.5	1 D	0.375	2	0.25

N	P	Q	R	S	T	U	V	W	X	Y	Z
1.25	0.938	3.75	2.005	0.383	0.117	2.883	1.181	2.007	2.006	3	1.5

COLORS: LEGEND, BORDER – BLACK
 BACKGROUND – WHITE (RETROREFLECTIVE)
 CIRCLE – GREEN (RETROREFLECTIVE)



R10-4a

PUSH BUTTON - WAIT FOR GREEN

- * Reduce Spacing 20%.
- ** See page 8-63 for symbol design.
- *** See page 7-3 for arrow design.

A	B	C	D	E	F	G	H	J	K	L
9	15	0.375	0.375	1	3.75	0.625	1 D	0.313	1.625	0.312

M	N	P	Q	R	S	T	U	V	W	X
2	1.25	0.75 C*	4	2.005	0.5	0.496	2.387	1.461	0.797	3.257

Y	Z	AA	BB	CC	DD	EE	FF	GG	HH	JJ
3.375	1.118	0.258	2	2.881	0.241	0.759	2.362	2.007	2.006	1.5

COLORS: LEGEND, BORDER – BLACK
 CIRCLE – GREEN (RETROREFLECTIVE)
 BACKGROUND – WHITE (RETROREFLECTIVE)



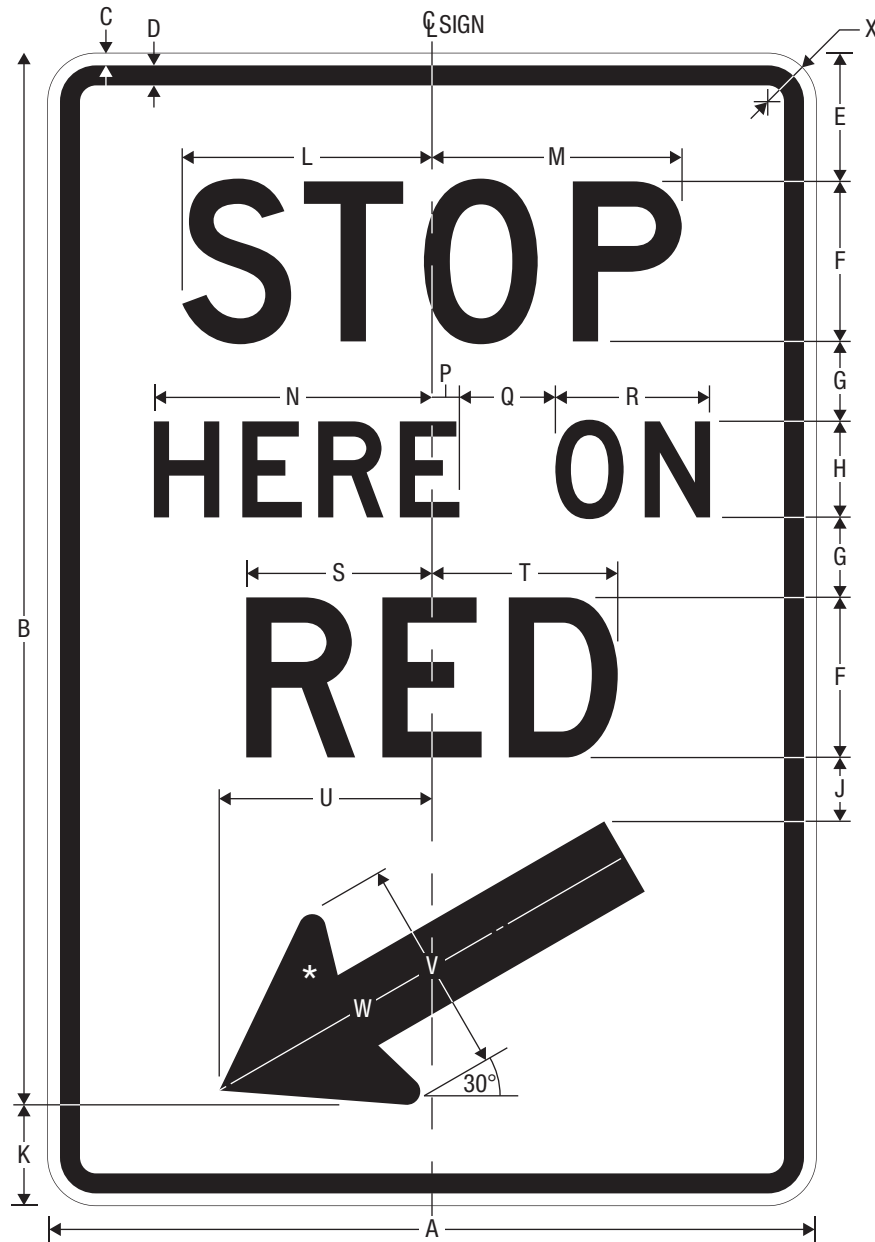
R10-5

LEFT ON GREEN ARROW ONLY

A	B	C	D	E	F	G	H	J
24	30	0.375	0.625	3.25	4 C	2.5	9.023	0.621
30	36	0.5	0.75	4.25	5 C	2.5	11.279	0.776
48	60	0.75	1.25	6.5	8 C	5	18.046	1.242

K	L	M	N	P	Q	R	S
3	5.402	6.823	6.822	7.383	5.562	5.562	1.5
3.75	6.753	8.528	8.528	9.229	6.953	6.952	1.875
6	10.804	13.645	13.645	14.766	11.124	11.124	3

COLORS: LEGEND, BORDER – BLACK
BACKGROUND – WHITE (RETROREFLECTIVE)



R10-6
STOP HERE ON RED

* See page 7-3 for arrow design.

A	B	C	D	E	F	G	H	J	K	L
24	36	0.375	0.625	4	5 D	2.5	3 D	2	3.143	7.806
36	48	0.625	0.875	5	7 D	4	4 D	1.75	3.641	10.928

M	N	P	Q	R	S	T	U	V	W	X
7.805	8.690	0.856	3	4.834	5.805	5.804	6.649	6.75	14.625	1.5
10.928	11.586	1.142	4	6.445	8.126	8.126	8.673	9.5	19	2.25

COLORS: LEGEND, BORDER — BLACK
BACKGROUND — WHITE (RETROREFLECTIVE)



R10-6aL
STOP HERE ON RED



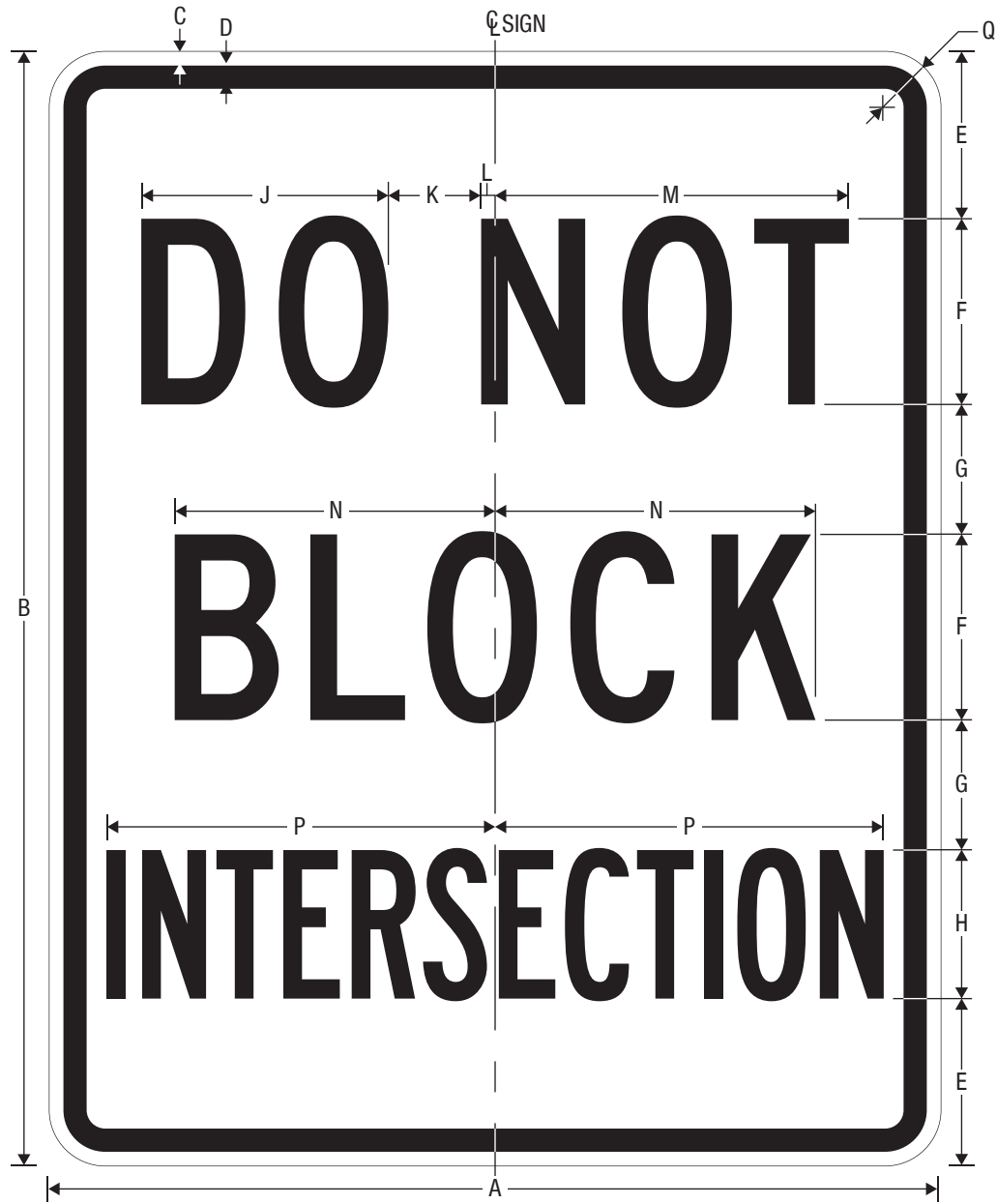
R10-6aR
STOP HERE ON RED

* See page 7-7 for arrow design.

A	B	C	D	E	F	G	H	J	K
24	30	0.375	0.625	3	5 D	1.5	3 D	5	9
36	42	0.625	0.875	4	7 D	2.25	4 D	7.5	12

L	M	N	P	Q	R	S	T	U	V
7.75	7.806	7.805	4.773	9.375	6.992	4.834	2.879	8.730	1.5
11.625	10.928	10.928	6.364	14	10.550	6.445	3.645	12.607	2.25

COLORS: LEGEND, BORDER — BLACK
BACKGROUND — WHITE (RETROREFLECTIVE)



R10-7

DO NOT BLOCK INTERSECTION

* Reduce Spacing 50%.

A	B	C	D	E	F	G	H
24	30	0.375	0.625	4.5	5 C	3.5	4 B*

J	K	L	M	N	P	Q
6.653	2.5	0.376	9.528	8.628	10.465	1.5

COLORS: LEGEND, BORDER — BLACK
BACKGROUND — WHITE (RETROREFLECTIVE)

2-321



R10-8

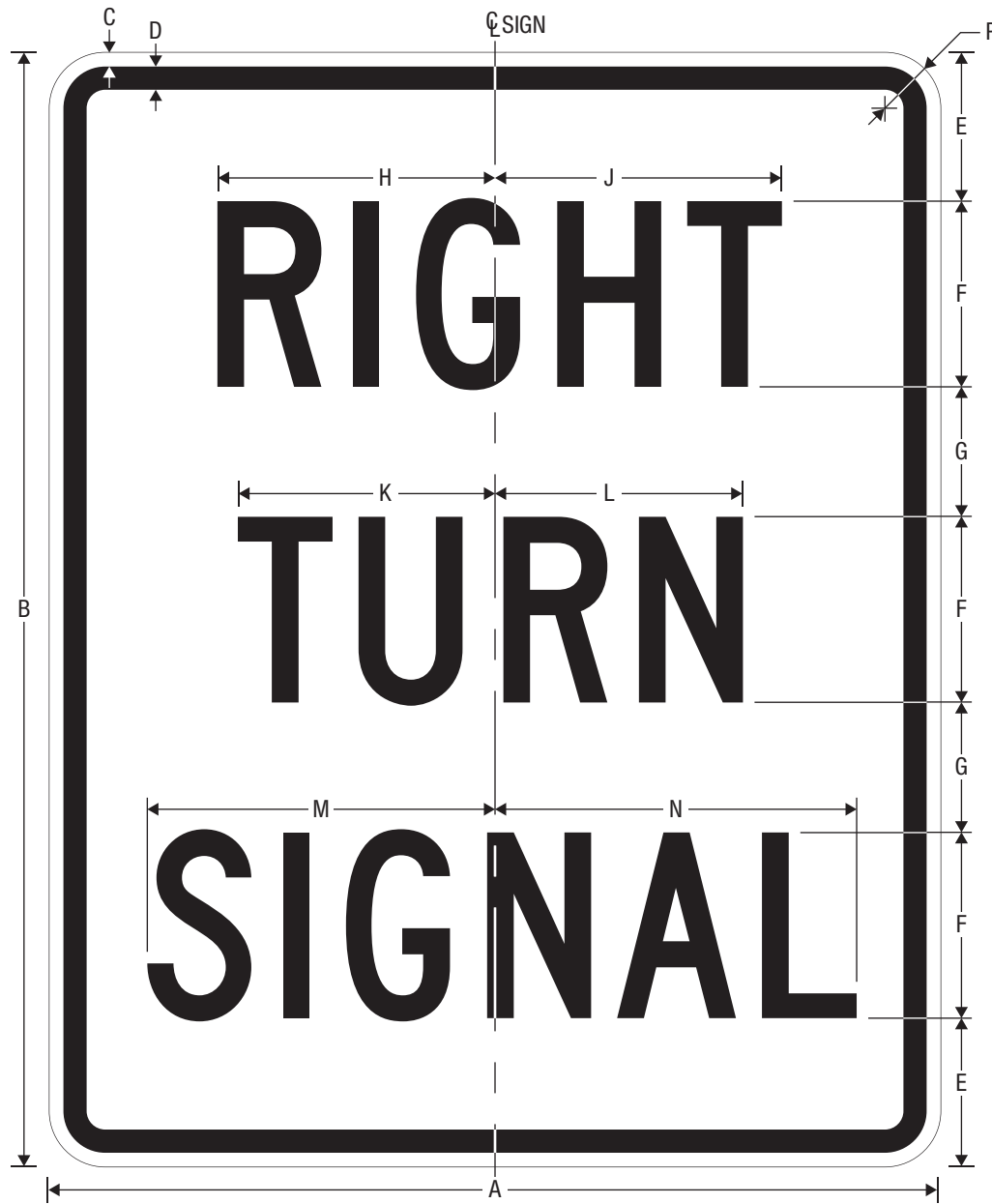
USE LANE WITH GREEN ARROW

A	B	C	D	E	F	G	H
30	36	0.5	0.75	3	4 E	2.5	5.542
36	42	0.625	0.875	3.75	4.5 E	3	6.235
60	72	0.75	1.25	6	8 E	5	11.084

J	K	L	M	N	P	Q	R
7.683	7.682	6.623	6.622	9.523	9.523	10.446	1.875
8.643	8.643	7.451	7.450	10.714	10.713	11.752	2.25
15.365	15.365	13.245	13.245	19.046	19.046	20.892	3

COLORS: LEGEND, BORDER — BLACK
BACKGROUND — WHITE (RETROREFLECTIVE)

2-322




R10-10R
RIGHT TURN SIGNAL

A	B	C	D	E	F	G
24	30	0.375	0.625	4	5 C	3.5
30	36	0.5	0.75	5	6 C	4

H	J	K	L	M	N	P
7.478	7.727	7.178	6.427	9.366	9.740	1.5
8.967	9.279	8.694	7.632	11.214	11.714	1.875

COLORS: LEGEND, BORDER — BLACK
BACKGROUND — WHITE (RETROREFLECTIVE)

2-323-1




R10-10L
LEFT TURN SIGNAL

A	B	C	D	E	F	G
24	30	0.375	0.625	4	5 C	3.5
30	36	0.5	0.75	5	6 C	4

H	J	K	L	M	N	P
5.903	6.152	7.178	6.427	9.366	9.740	1.5
7.077	7.389	8.694	7.632	11.214	11.714	1.875

COLORS: LEGEND, BORDER — BLACK
BACKGROUND — WHITE (RETROREFLECTIVE)



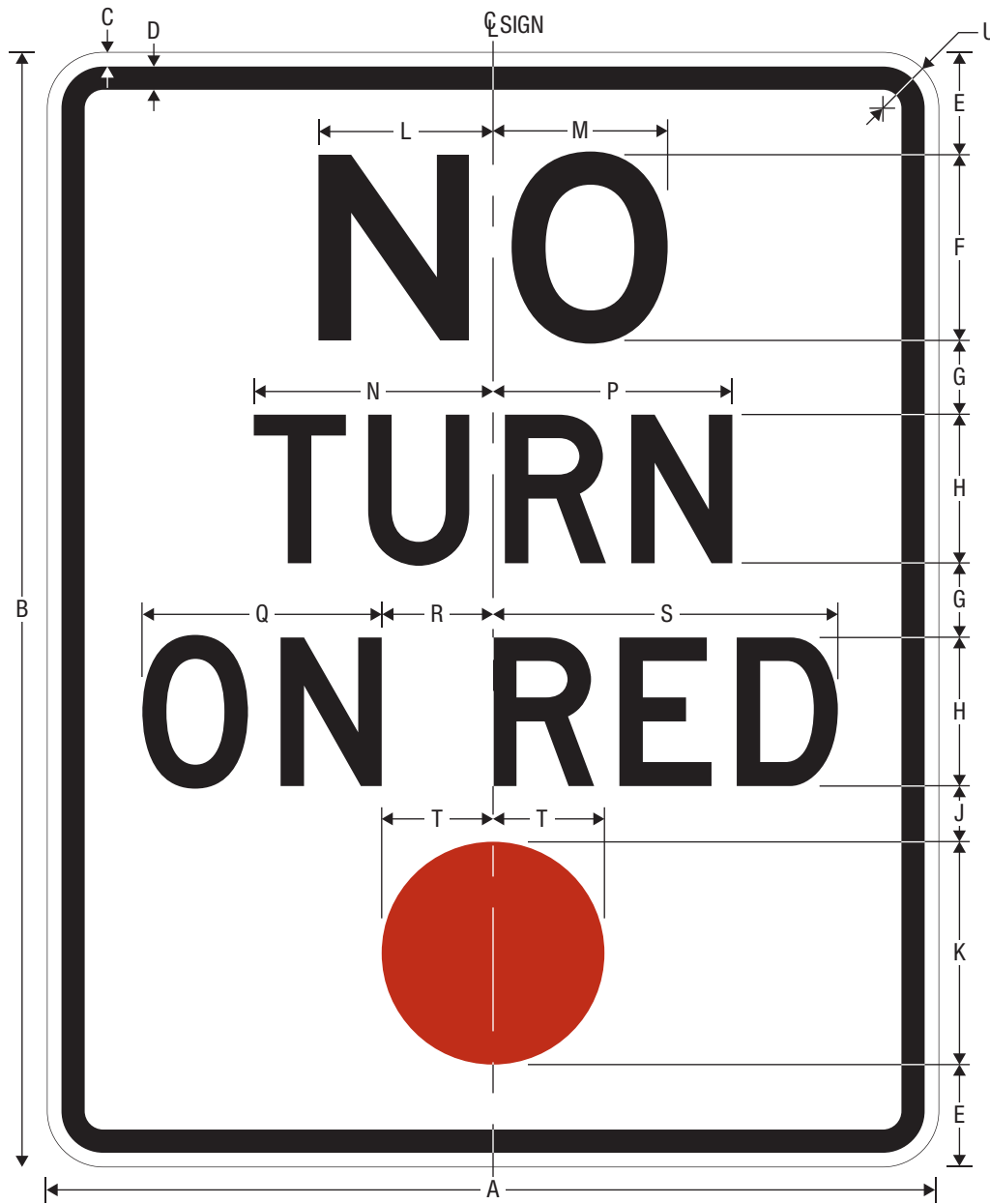
R10-11
NO TURN ON RED

* Increase Spacing 20%.

A	B	C	D	E	F	G	H	J
24	30	0.375	0.625	3.25	5 E*	2.25	4 D	3
36	48	0.625	0.875	6	8 E*	3.5	6 D	5.5

K	L	M	N	P	Q	R	S	T
4.630	5.005	6.508	6.382	3.223	3.222	4.519	4.768	1.5
7.333	8.083	9.793	9.542	4.834	4.833	6.715	7.216	2.25

COLORS: LEGEND, BORDER — BLACK
BACKGROUND — WHITE (RETROREFLECTIVE)

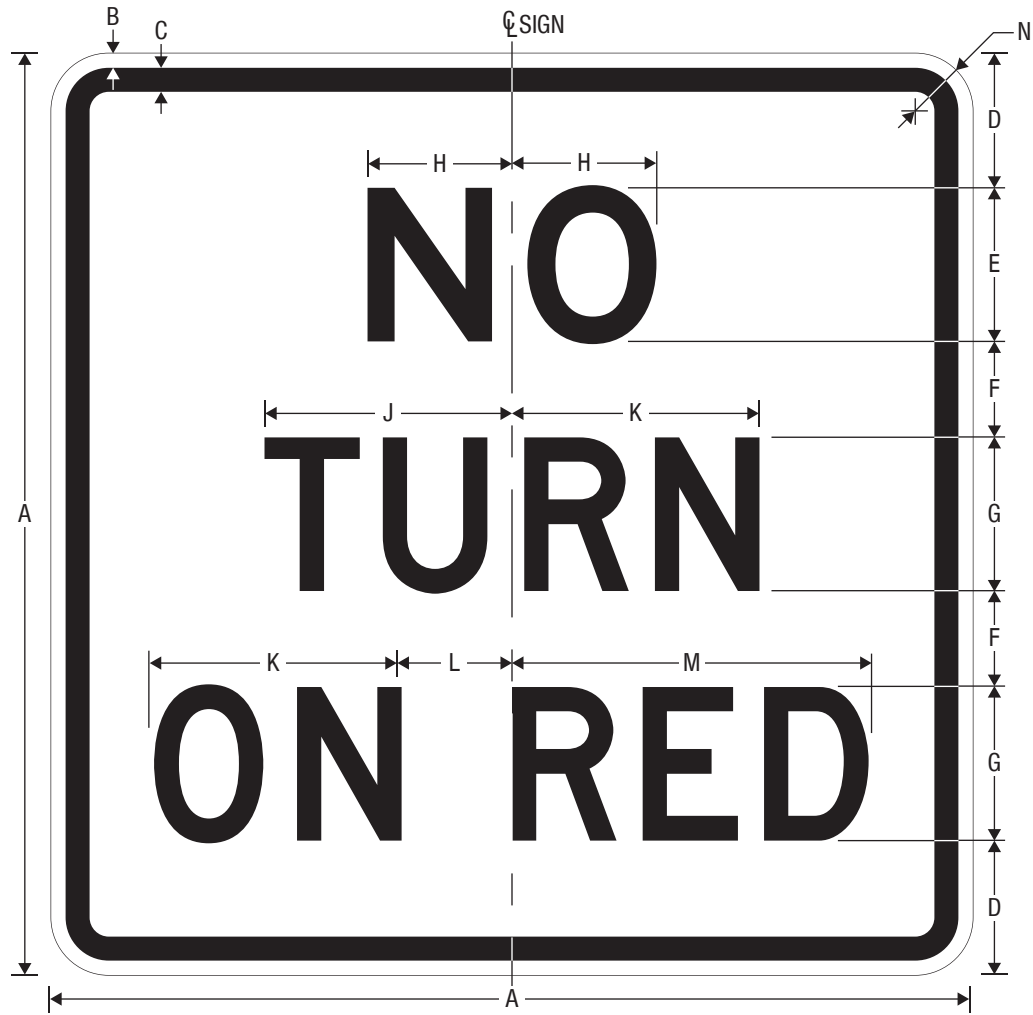


R10-11a
NO TURN ON CIRCULAR RED

A	B	C	D	E	F	G	H	J	K
24	30	0.375	0.625	2.75	5 E	2	4 D	1.5	6
36	48	0.625	0.875	4.75	8 E	3.5	6 D	1.5	10

L	M	N	P	Q	R	S	T	U
4.703	4.702	6.445	6.445	6.445	2.875	9.287	3	1.5
7.524	7.524	9.668	9.667	9.667	4.313	13.931	5	2.25

COLORS: LEGEND, BORDER — BLACK
 CIRCLE — RED (RETROREFLECTIVE)
 BACKGROUND — WHITE (RETROREFLECTIVE)

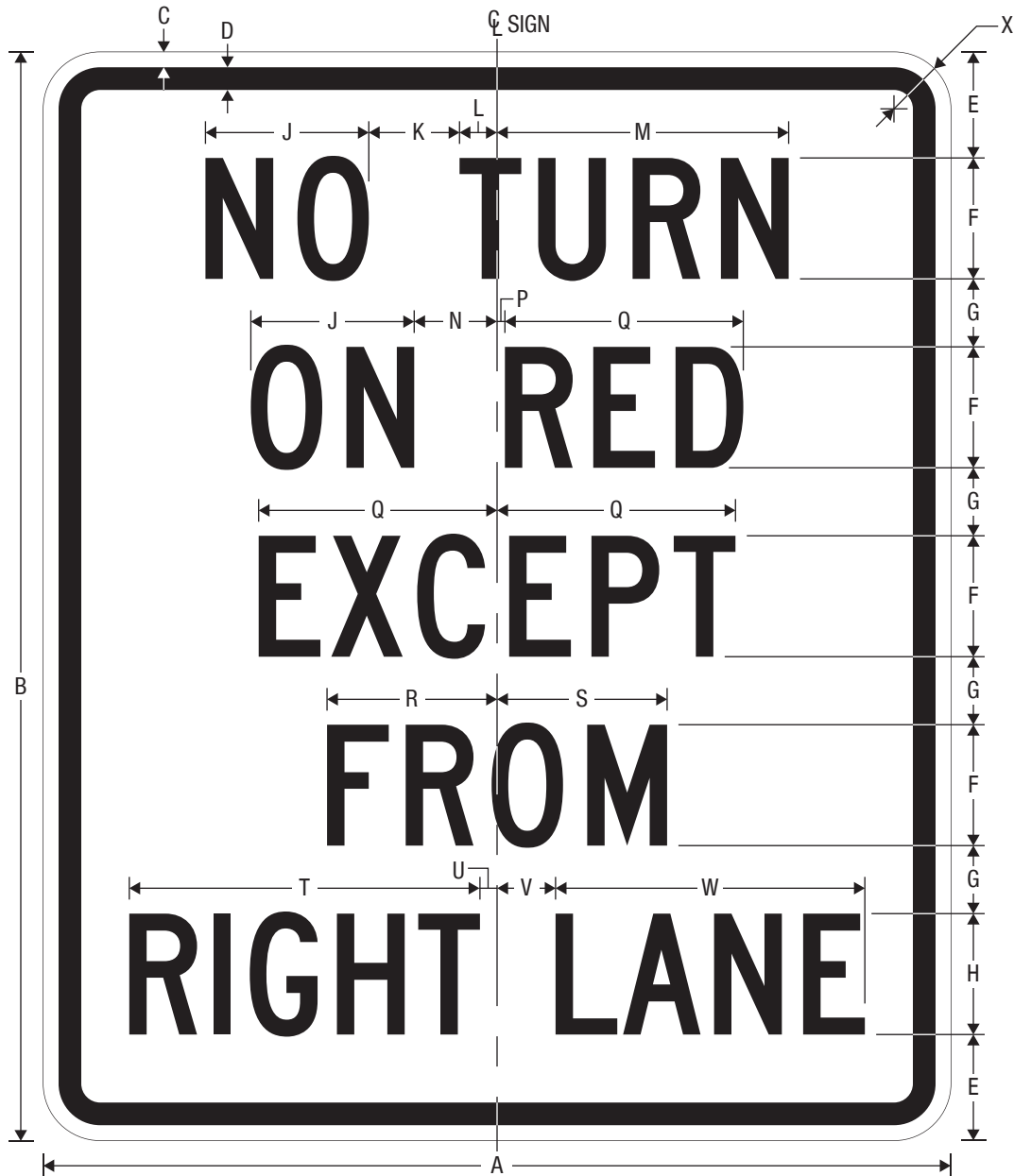


R10-11b
NO TURN ON RED

A	B	C	D	E	F	G
24	0.375	0.625	3.5	4 E	2.5	4 D
36	0.625	0.875	5	6 E	4	6 D

H	J	K	L	M	N
3.762	6.445	6.445	2.875	9.287	1.5
5.643	9.668	9.667	4.312	13.931	2.25

COLORS: LEGEND, BORDER — BLACK
BACKGROUND — WHITE (RETROREFLECTIVE)



R10-11c

NO TURN ON RED EXCEPT FROM RIGHT LANE

* Reduce Spacing 20%.

A	B	C	D	E	F	G	H	J	K	L
30	36	0.5	0.75	3.5	4 C	2.25	4 C*	5.402	3	1.241

M	N	P	Q	R	S	T	U	V	W	X
9.643	2.741	0.259	7.883	5.623	5.622	11.596	0.566	1.934	10.228	1.875

COLORS: LEGEND, BORDER – BLACK
BACKGROUND – WHITE (RETROREFLECTIVE)



R10-11d

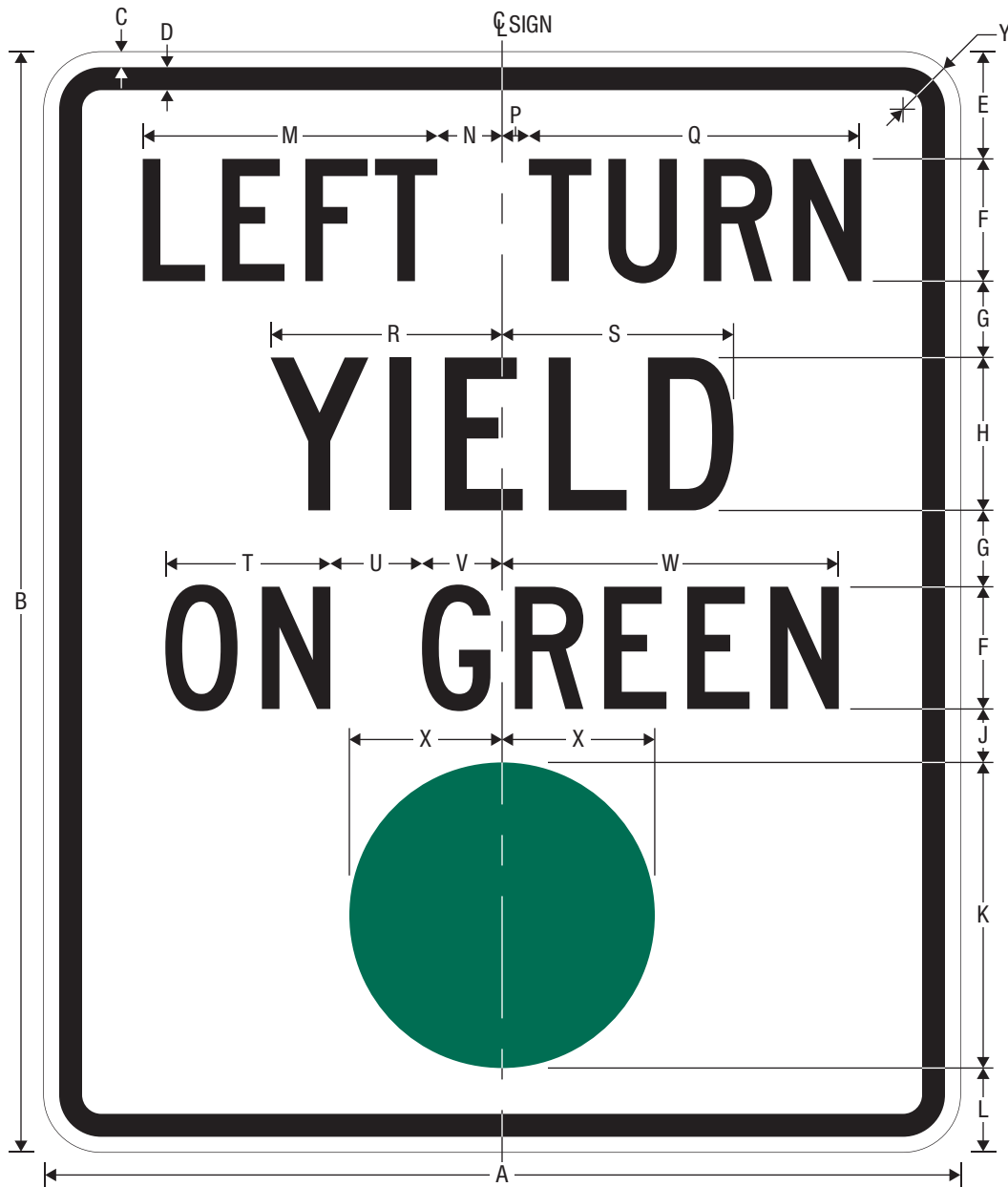
NO TURN ON RED FROM THIS LANE

* See page 7-5 for arrow design.

A	B	C	D	E	F	G	H	J	K	L	M	N
30	42	0.5	0.75	4.25	4 C	3	2	8.25	2.5	5.402	3	1.241

P	Q	R	S	T	U	V	W	X	Y	Z	AA
9.643	2.741	0.259	7.883	5.623	5.622	9.203	2.181	0.819	10.564	6	1.875

COLORS: LEGEND, BORDER – BLACK
BACKGROUND – WHITE (RETROREFLECTIVE)




R10-12
LEFT TURN YIELD ON GREEN

A	B	C	D	E	F	G	H	J	K	L	M
30	36	0.5	0.75	3.5	4 C	2.5	5 C	1.75	10	2.75	9.644

N	P	Q	R	S	T	U	V	W	X	Y
2.120	0.880	10.884	7.578	7.577	5.402	3	2.622	11.023	5	1.875

COLORS: LEGEND, BORDER — BLACK
 BACKGROUND — WHITE (RETROREFLECTIVE)
 SYMBOL — GREEN (RETROREFLECTIVE)

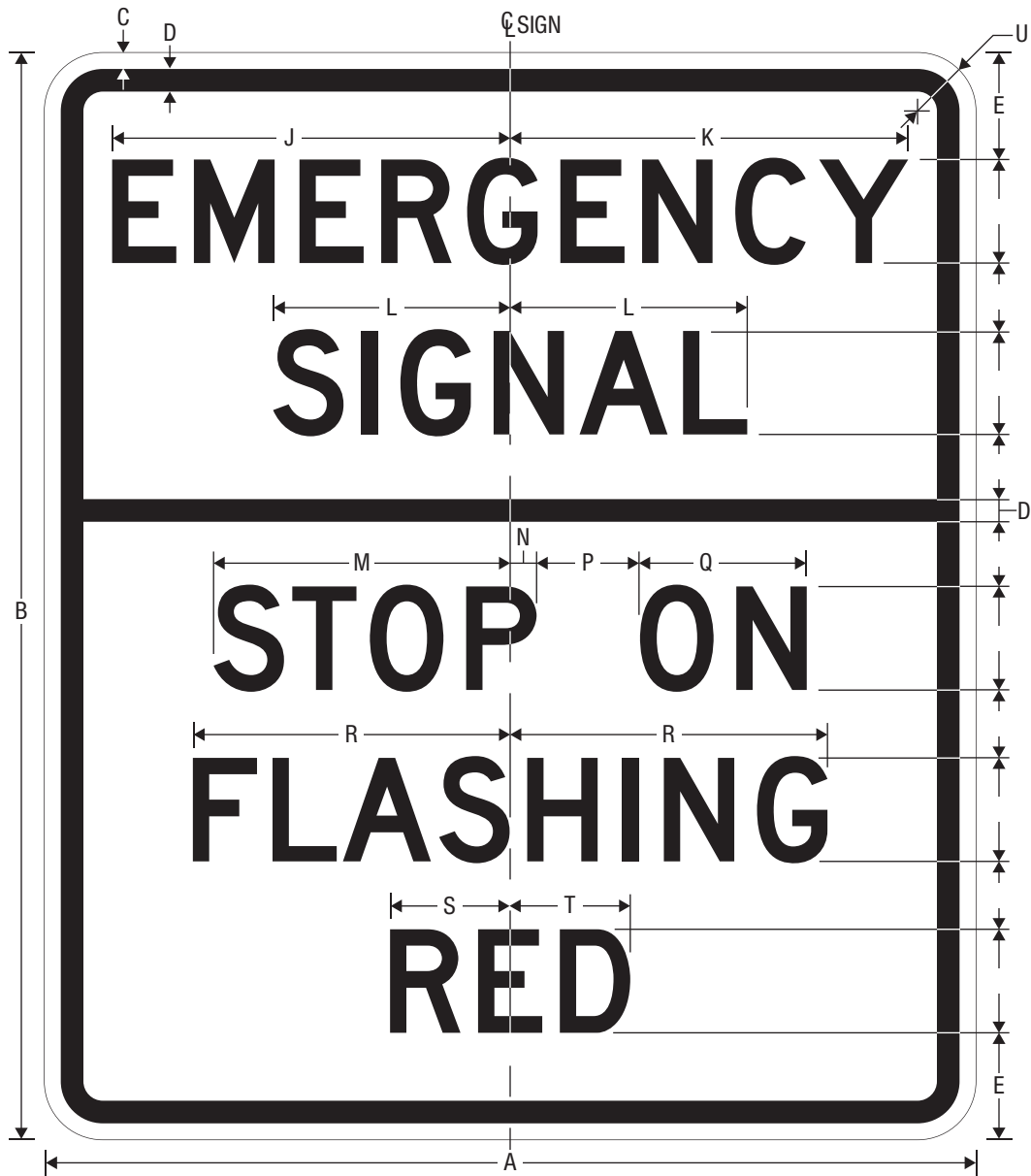


R10-13
EMERGENCY SIGNAL

* Reduce Spacing 20%.

A	B	C	D	E	F	G	H	J	K	L	M	N
36	24	0.375	0.625	5.625	4.75 C	3.25	4.75 C	15.372	15.372	9.076	9.075	1.5
42	30	0.5	0.75	7	6 C*	4	6 C	18.578	18.577	11.464	11.464	1.875

COLORS: LEGEND, BORDER – BLACK
BACKGROUND – WHITE (RETROREFLECTIVE)



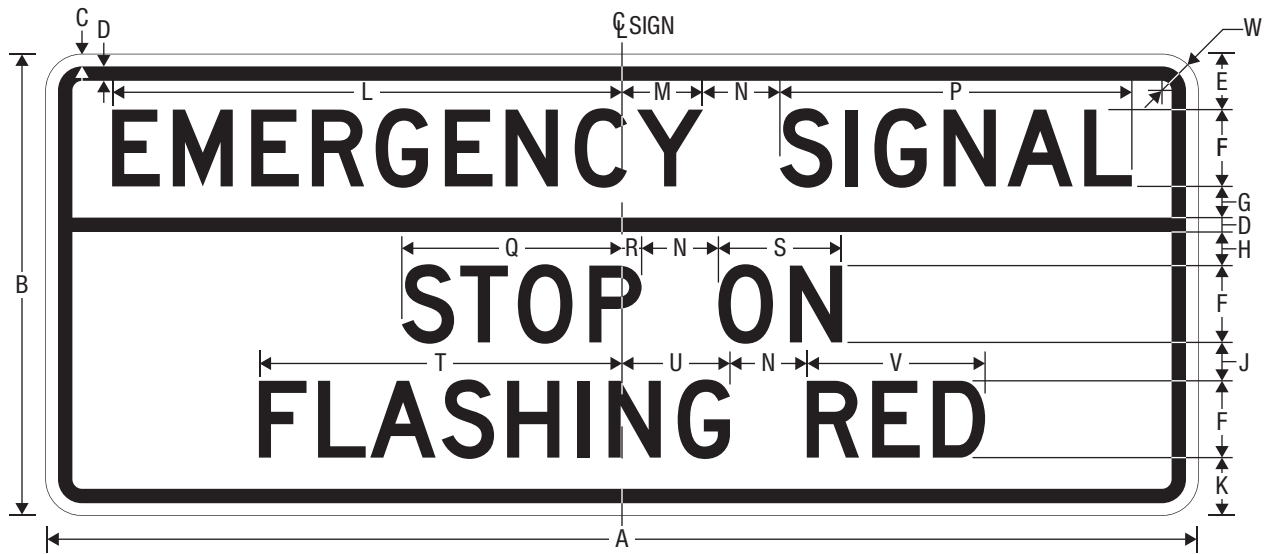
R10-14

EMERGENCY SIGNAL - STOP ON FLASHING RED

A	B	C	D	E	F	G	H	J	K
36	42	0.625	0.875	4.125	4 D	2.625	2.5	15.390	15.389

L	M	N	P	Q	R	S	T	U
9.166	11.467	1.022	4	6.445	12.268	4.644	4.643	2.25

COLORS: LEGEND, BORDER — BLACK
BACKGROUND — WHITE (RETROREFLECTIVE)



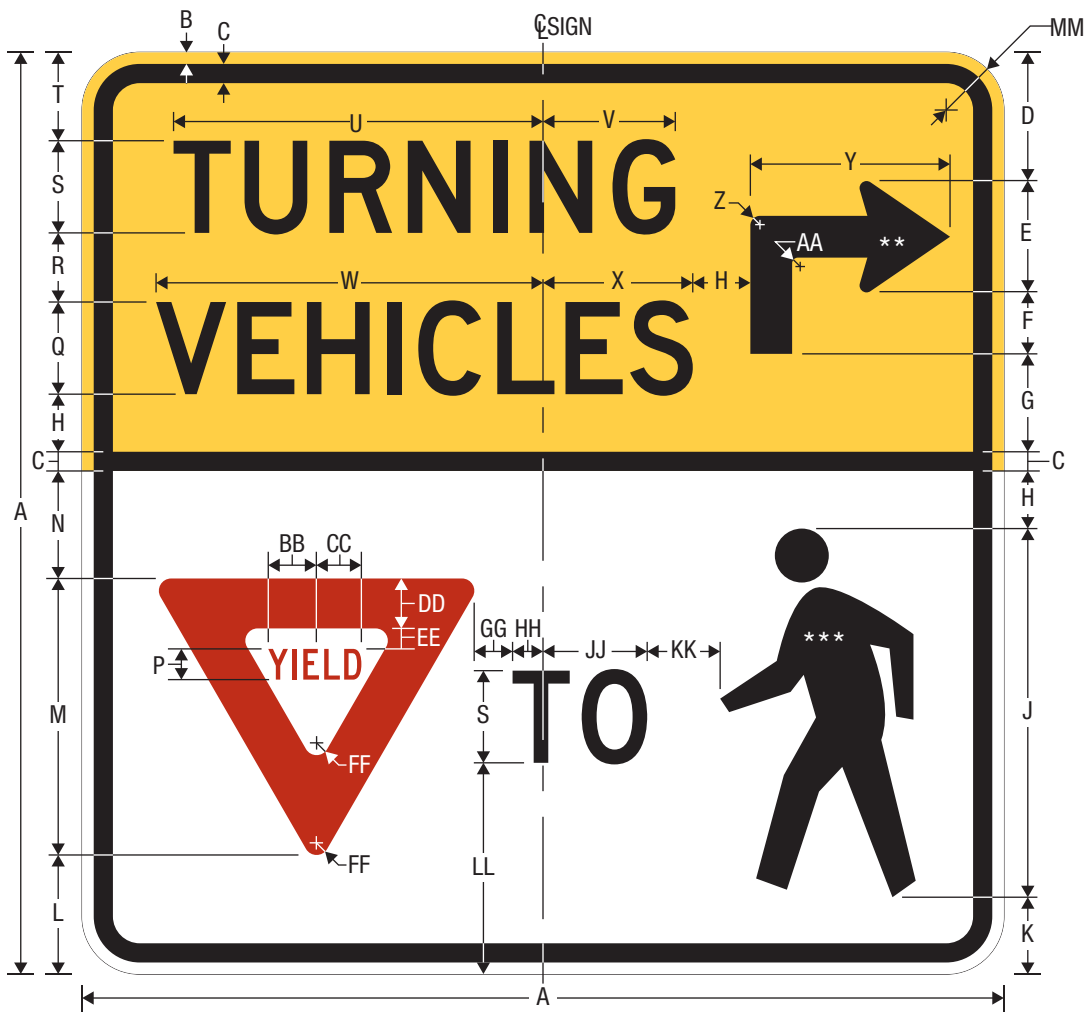
R10-14a

EMERGENCY SIGNAL - STOP ON FLASHING RED (OVERHEAD)

A	B	C	D	E	F	G	H	J	K	L
60	24	0.625	0.75	2.875	4 D	1.625	1.75	2	3	26.556

M	N	P	Q	R	S	T	U	V	W
4.223	4	18.332	11.467	1.022	6.445	18.912	5.624	9.287	1.875

COLORS: LEGEND, BORDER — BLACK
BACKGROUND — WHITE (RETROREFLECTIVE)



R10-15R

TURNING VEHICLES YIELD TO PEDESTRIANS



R10-15L

- * Reduce Spacing 20%.
- ** See page 7-3 for arrow design.
- *** See page 8-7 for symbol design.

A	B	C	D	E	F	G	H	J	K	L	M
30	0.375	0.625	4.188	3.625	2	3.188	1.875	12	2.5	3.875	9

N	P	Q	R	S	T	U	V	W	X	Y	Z
3.5	1 C	3 D*	2.25	3 D	2.875	12.026	4.306	12.596	4.875	6.5	0.313


AA	BB	CC	DD	EE	FF	GG	HH	JJ	KK	LL	MM
0.188	1.573	1.458	1.625	0.667	0.400	1.25	0.991	3.391	2.375	6.875	1.875

UPPER SECTION

COLORS: LEGEND, BORDER — BLACK
BACKGROUND — YELLOW (RETROREFLECTIVE) or FLUORESCENT YELLOW-GREEN (RETROREFLECTIVE)

LOWER SECTION

COLORS: LEGEND, BORDER — BLACK
YIELD SIGN LEGEND AND OUTER BACKGROUND — RED (RETROREFLECTIVE)
BACKGROUND, YIELD SIGN, INNER BACKGROUND — WHITE (RETROREFLECTIVE)



R10-16

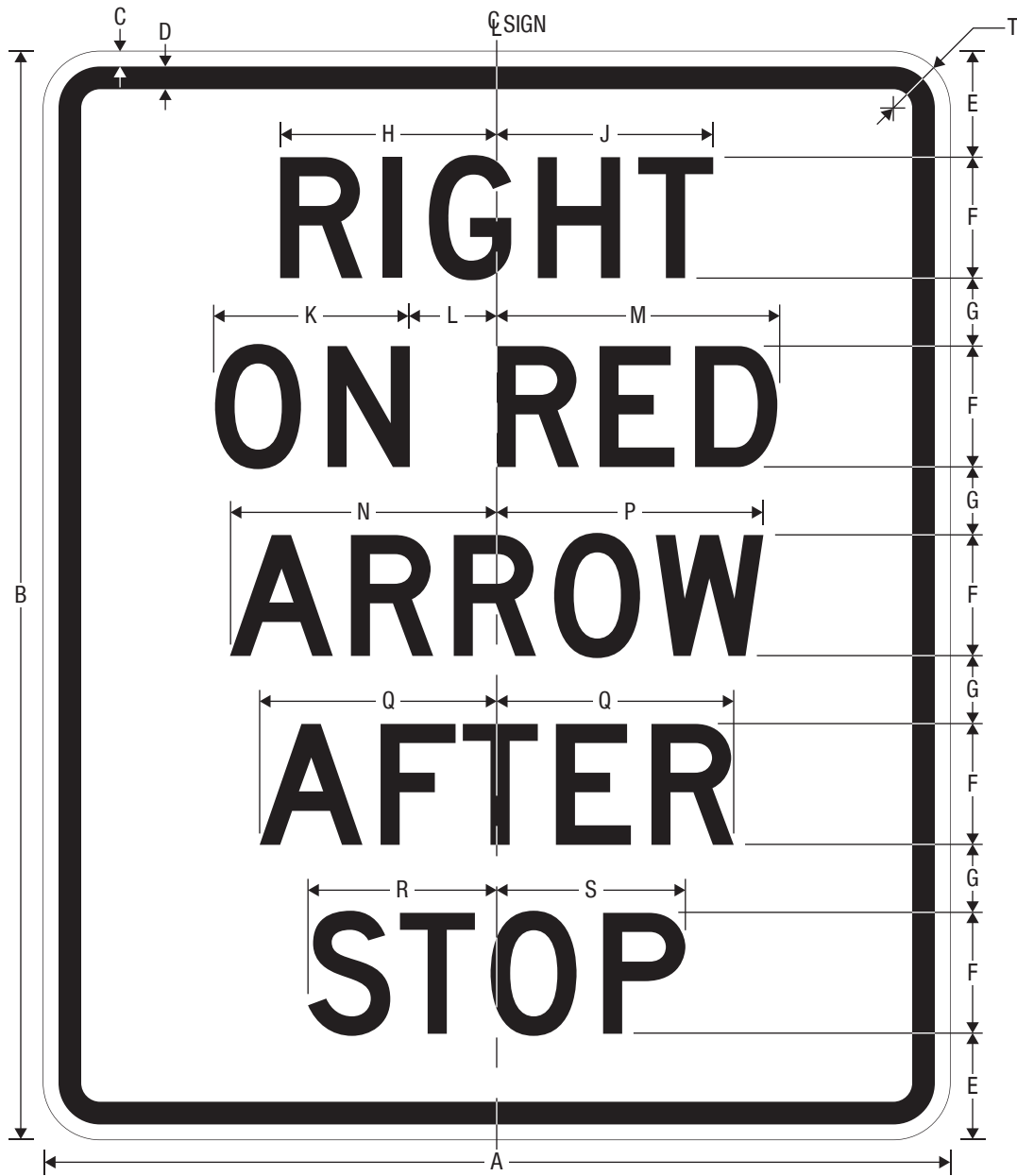
U-TURN YIELD TO RIGHT TURN

A	B	C	D	E	F	G	H	J
30	36	0.5	0.75	3	4 D	2.5	2.723	2

K	L	M	N	P	Q	R	S	T
4.084	8.806	7.304	7.303	2.922	2.921	7.165	6.445	1.875

COLORS: LEGEND, BORDER — BLACK
BACKGROUND — WHITE (RETROREFLECTIVE)

2-341




R10-17a

RIGHT ON RED ARROW AFTER STOP

A	B	C	D	E	F	G	H	J
30	36	0.5	0.75	3.5	4 D	2.25	7.165	7.165
36	48	0.625	0.875	4.5	5 D	3.5	8.957	8.956

K	L	M	N	P	Q	R	S	T
6.445	2.875	9.287	8.826	8.826	7.844	6.245	6.244	1.875
8.056	3.5	11.609	11.033	11.032	9.805	7.806	7.805	2.25

COLORS: LEGEND, BORDER — BLACK
BACKGROUND — WHITE (RETROREFLECTIVE)



R10-18

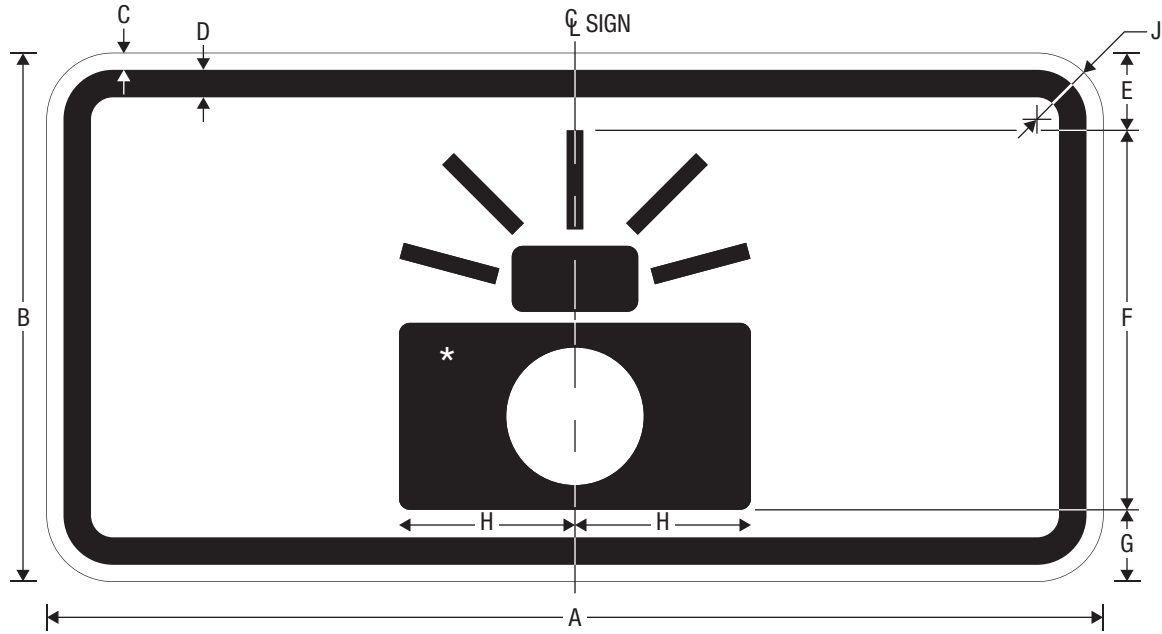
TRAFFIC LAWS PHOTO ENFORCED

* See page 8-76 for symbol design.

A	B	C	D	E	F	G	H	J	K
36	24	0.375	0.625	2	8.625	2.375	3 C	3	4
48	30	0.625	0.75	2.5	11.5	2.75	4 C	2.75	5.334
54	36	0.625	0.875	3.5	13	3.5	4.5 C	3.5	6.029

L	M	N	P	Q	R	S	T	U	V
4	11.444	1.401	2	8.044	10.354	2	2.211	14.565	1.5
5.333	15.426	1.700	3	10.725	13.805	3	2.781	19.587	1.875
6.029	17.354	1.913	3.375	12.066	15.531	3.375	3.129	22.035	2.25

COLORS: LEGEND, BORDER – BLACK
BACKGROUND – WHITE (RETROREFLECTIVE)

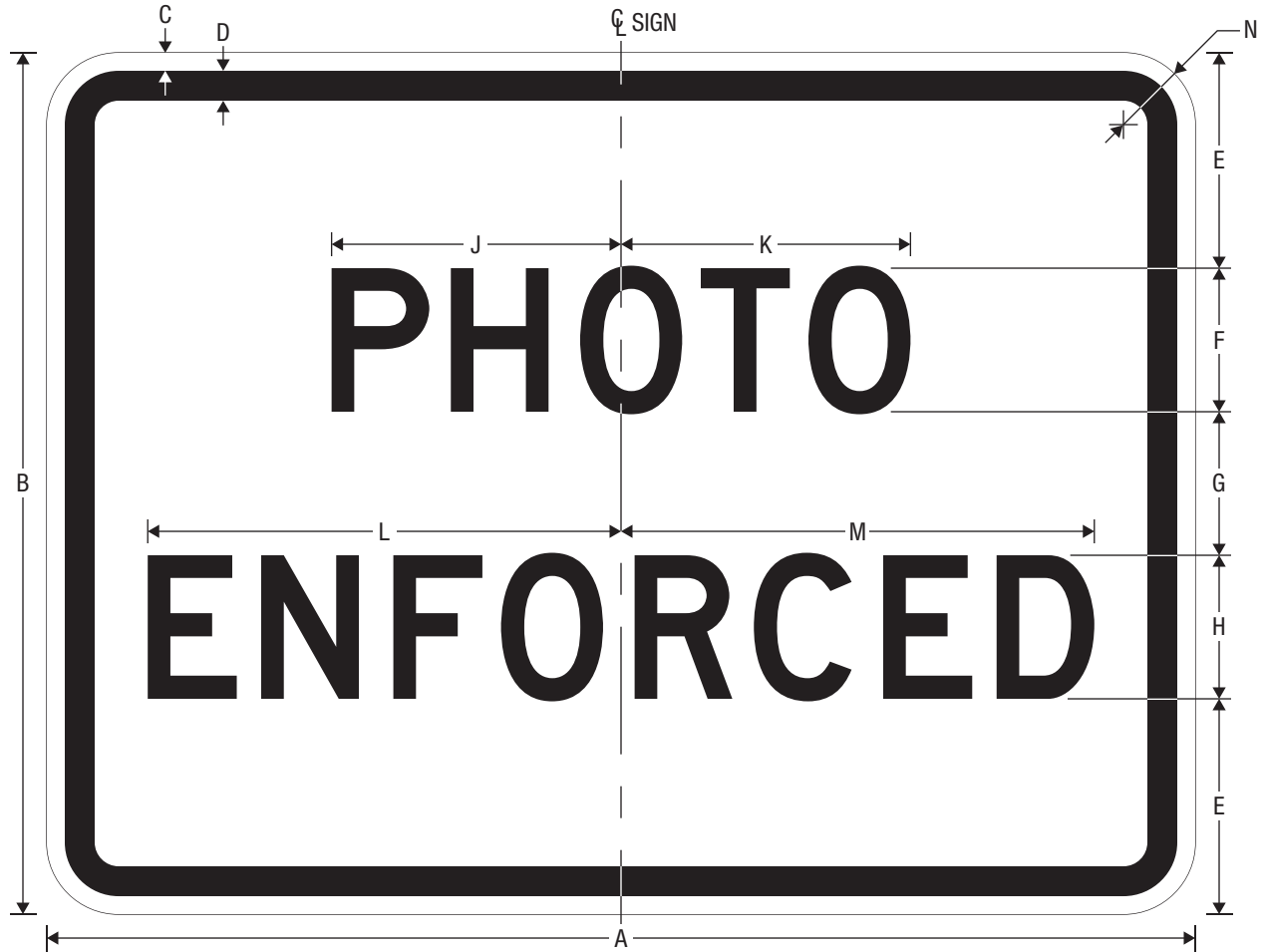


R10-19P
PHOTO ENFORCED (SYMBOL PLAQUE)

* See page 8-76 for symbol design.

A	B	C	D	E	F	G	H	J
24	12	0.375	0.625	1.75	8.625	1.625	4	1.5
36	18	0.625	0.875	2.5	13	2.5	6.029	2.25
48	24	0.75	1.25	3.375	17.25	3.375	8	3

COLORS: LEGEND, BORDER – BLACK
BACKGROUND – WHITE (RETROREFLECTIVE)

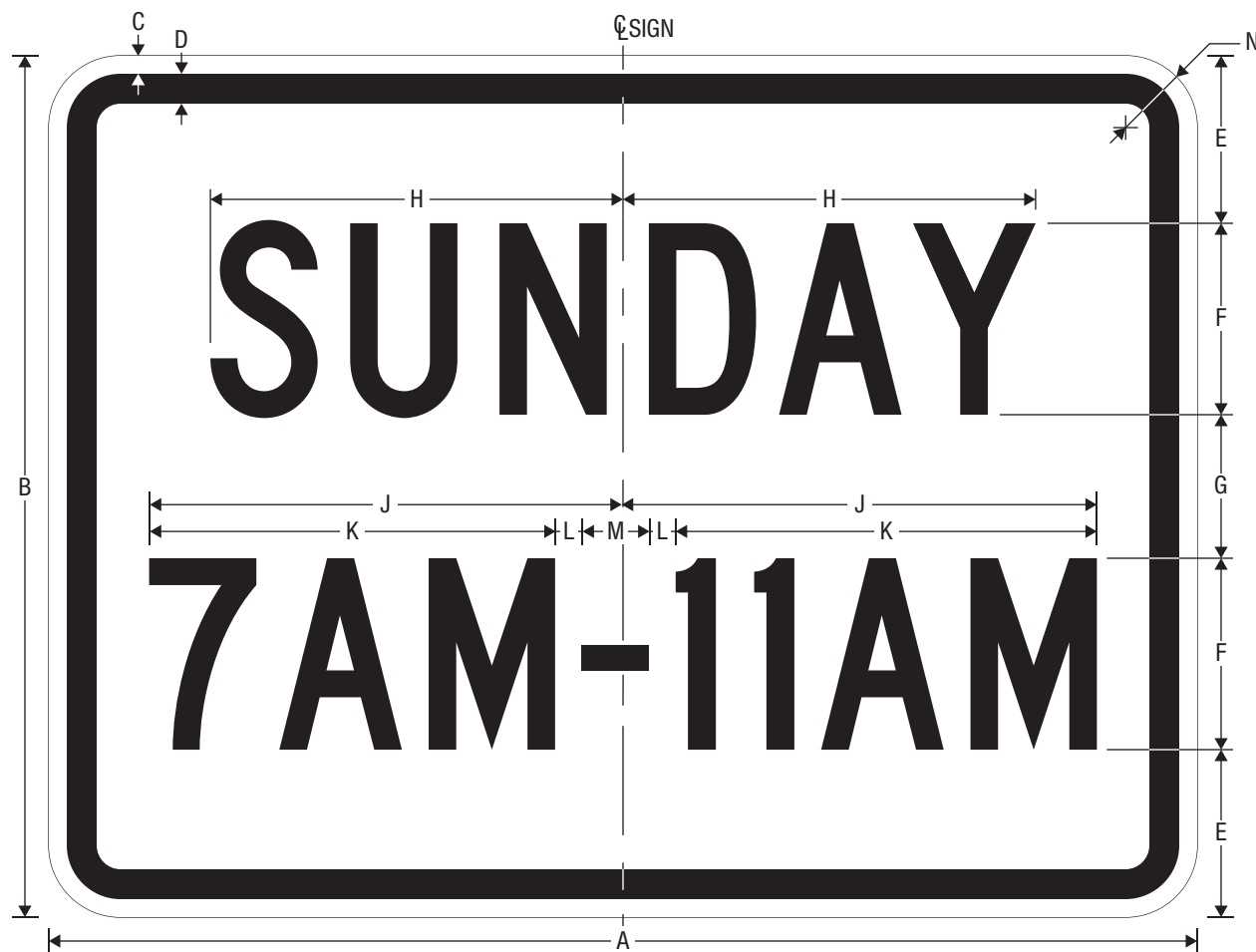


R10-19aP
PHOTO ENFORCED (PLAQUE)

* Reduce Spacing 20%.

A	B	C	D	E	F	G	H	J	K	L	M	N
24	18	0.375	0.625	4.5	3 D	3	3 D	6.049	6.049	9.892	9.891	1.5
36	24	0.375	0.625	5.25	4.5 D	4.5	4.5 D*	9.074	9.073	14.252	14.252	1.5
48	36	0.625	0.875	9	6 D	6	6 D	12.099	12.098	19.783	19.782	2.25

COLORS: LEGEND, BORDER — BLACK
BACKGROUND — WHITE (RETROREFLECTIVE)



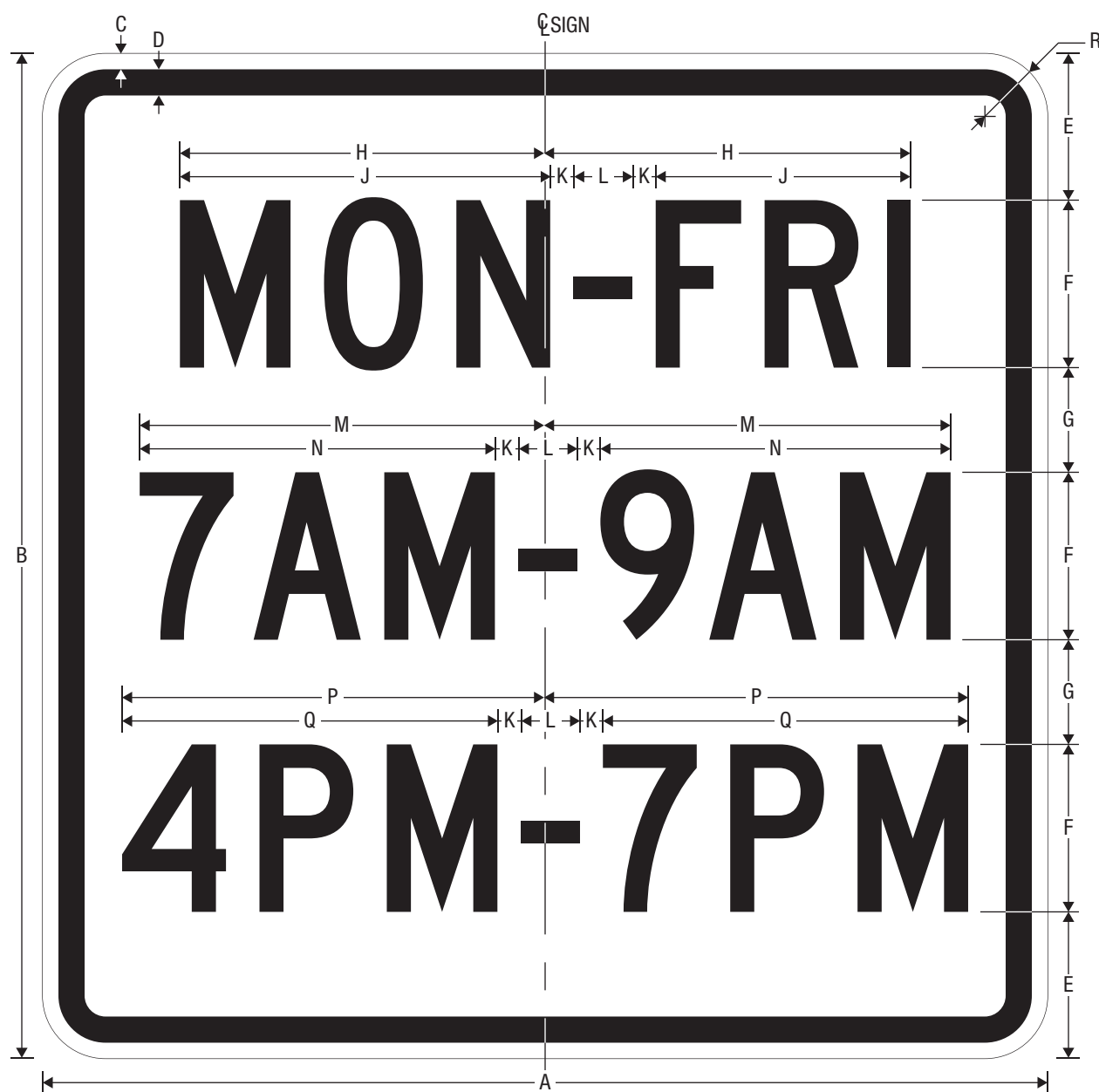
R10-20aP

SUNDAY (AND TIMES) (2 LINES) (PLAQUE)

A	B	C	D	E	F	G	H	J	K	L	M	N
24	18	0.375	0.625	3.5	4 C	3	VAR	VAR	VAR	0.560	1.400	1.5

COLORS: LEGEND, BORDER — BLACK
BACKGROUND — WHITE (RETROREFLECTIVE)


2-347-1



R10-20aP
MON-FRI (AND TIMES) (3 LINES) (PLAQUE)

A	B	C	D	E	F	G	H
24	18	0.375	0.625	3.5	4 C	3	VAR
J	K	L	M	N	P	Q	R
VAR	0.560	1.400	VAR	VAR	VAR	VAR	1.5

COLORS: LEGEND, BORDER — BLACK
BACKGROUND — WHITE (RETROREFLECTIVE)



R10-22
BICYCLE DETECTOR

* See page 8-4 for symbol design.

A	B	C	D	E	F	G	H	J	K	L	M
12	18	0.375	0.375	2.125	1.75 B	1.25	1	2	0.5	3	3.875

N	P	Q	R	S	T	U	V	W	X	Y
1.663	1.844	4.757	2.381	0.25	3.554	1.075	4.75	1.891	1.906	1.5

COLORS: LEGEND, BORDER — BLACK
BACKGROUND — WHITE (RETROREFLECTIVE)




R10-23
CROSSWALK - STOP ON RED

* Increase Spacing 50%.

A	B	C	D	E	F	G	H	J	K
24	30	0.375	0.625	2.25	4 B	1.25	1.75	5 D*	4 D
L	M	N	P	Q	R	S	T	U	V
6	2.125	10.305	10.304	8.343	6.445	3	9.287	3	1.5

COLORS: LEGEND, BORDER — BLACK
 CIRCLE — RED (RETROREFLECTIVE)
 BACKGROUND — WHITE (RETROREFLECTIVE)



R10-24

BIKE PUSH BUTTON FOR GREEN LIGHT

* See page 8-4 for symbol design.

** See page 8-63 for symbol design.

A	B	C	D	E	F	G	H	J	K
9	15	0.375	0.375	1.5	3.75	0.75	2.75	1 C	0.5

L	M	N	P	Q	R	S	T	U	V
2.625	1.391	1.390	1.991	1.981	1	0.215	3.196	1.481	1.480

COLORS: LEGEND, BORDER – BLACK
BACKGROUND – WHITE (RETROREFLECTIVE)



R10-25

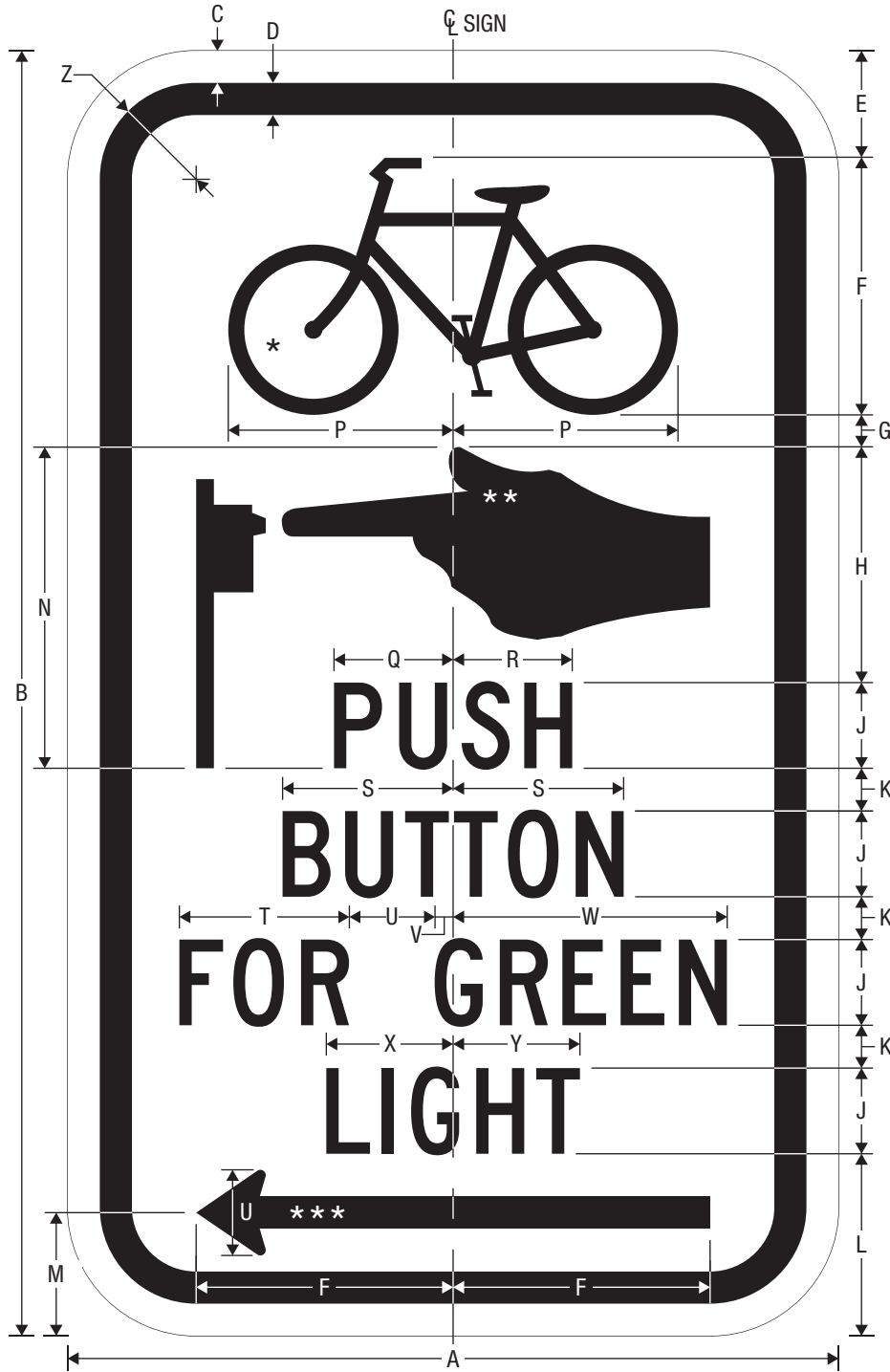
PUSH FOR WARNING LIGHTS - WAIT FOR GAP

- * Reduce Spacing 20%.
- ** Reduce Spacing 10%.
- *** Increase Spacing 10%.

- † Increase Spacing 20%.
- †† Reduce Spacing 30%.
- ††† See page 8-63 for symbol design.

A	B	C	D	E	F	G	H	J	K	L	M
9	12	0.375	0.375	1	3	0.75 C*	0.5	1 C**	1 C***	0.25	1 C*
N	P	Q	R	S	T	U	V	W	X	Y	Z
1 C†	3.75	3	2.005	0.383	0.117	2.883	1.885	0.5	1.153	3.538	1.844
AA	BB	CC	DD	EE	FF	GG	HH	JJ	KK	LL	
1.844	2.323	0.5	0.782	1.135	1.969	0.964	0.75	1.369	3.083	1.5	

COLORS: LEGEND, BORDER – BLACK
BACKGROUND – WHITE (RETROREFLECTIVE)



R10-26

BIKE PUSH BUTTON FOR GREEN LIGHT (ARROW)

* See page 8-4 for symbol design.

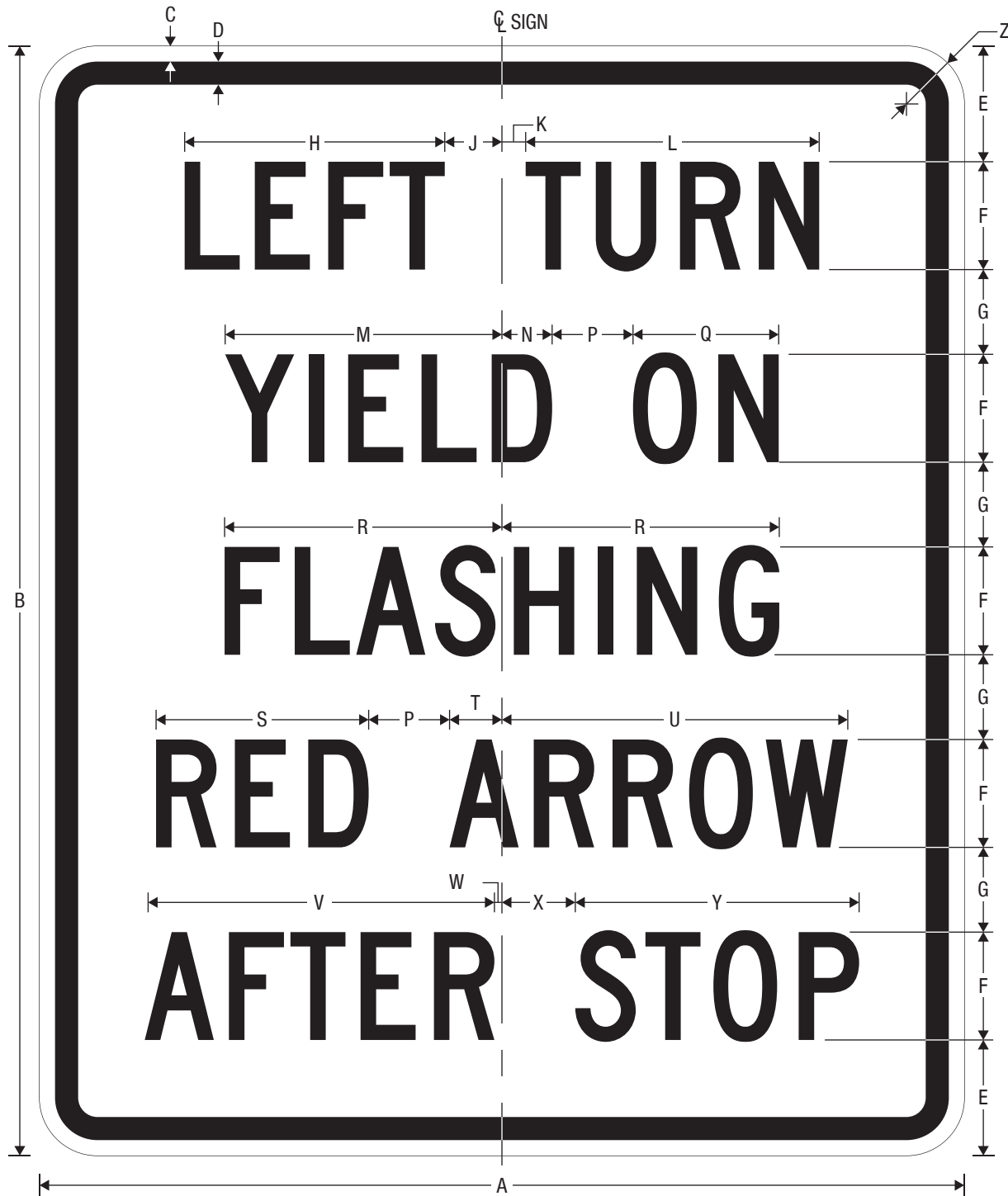
** See page 8-63 for symbol design.

*** See page 7-3 for arrow design.

A	B	C	D	E	F	G	H	J	K	L	M
9	15	0.375	0.375	1.25	3	0.375	2.75	1 C	0.5	2.125	1.438

N	P	Q	R	S	T	U	V	W	X	Y	Z
3.75	2.625	1.391	1.390	1.991	1.981	1	0.215	3.196	1.481	1.480	1.5

COLORS: LEGEND, BORDER – BLACK
BACKGROUND – WHITE (RETROREFLECTIVE)



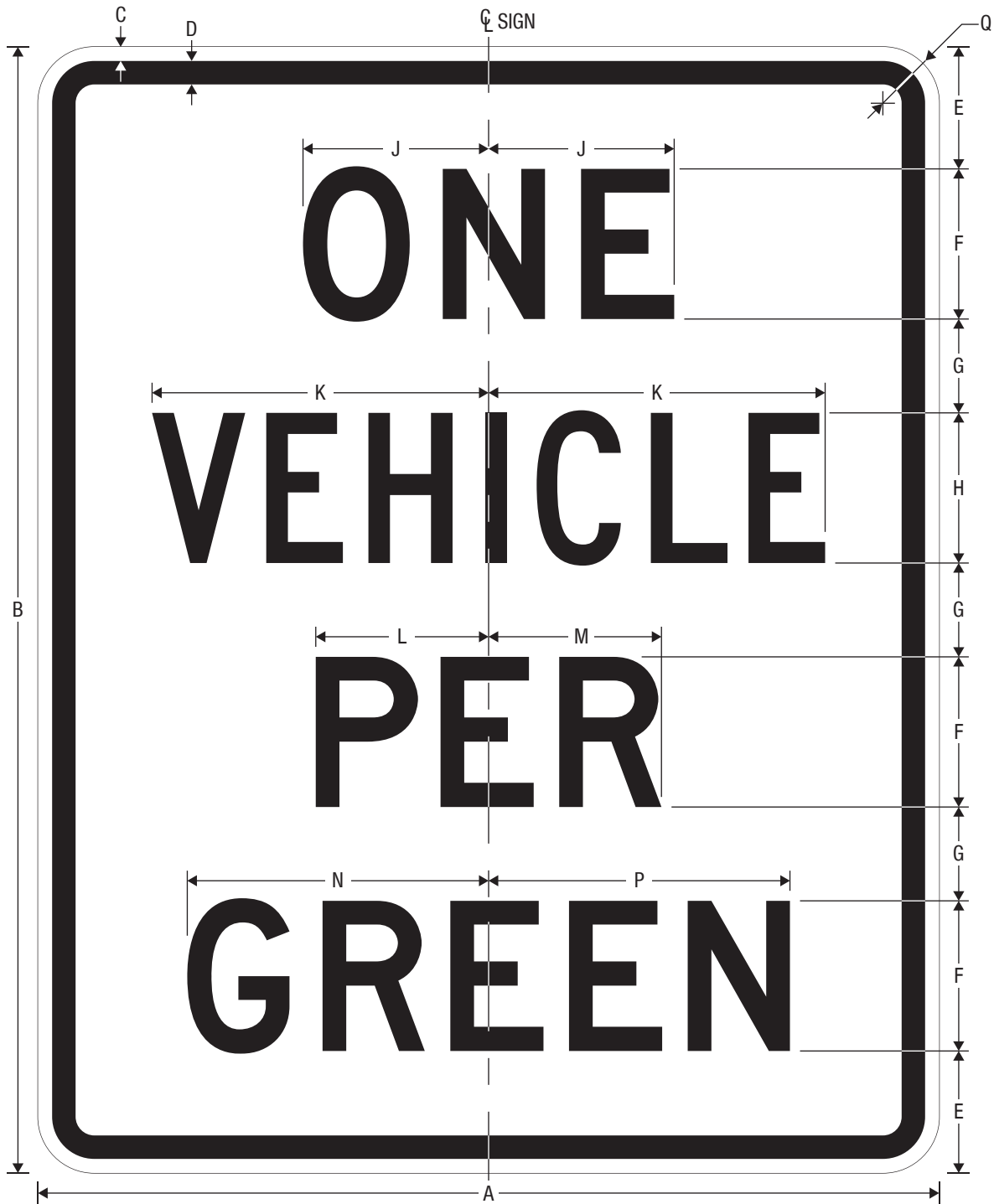
R10-27

LEFT TURN YIELD ON FLASHING RED ARROW AFTER STOP

A	B	C	D	E	F	G	H	J	K	L	M
30	36	0.5	0.75	3.75	3.5 C	2.75	8.439	1.855	0.770	9.524	8.981

N	P	Q	R	S	T	U	V	W	X	Y	Z
1.628	2.625	4.727	8.998	6.898	1.699	11.221	11.344	0.245	2.380	9.209	1.875

COLORS: LEGEND, BORDER — BLACK
BACKGROUND — WHITE (RETROREFLECTIVE)



R10-28
XX VEHICLES PER GREEN

A	B	C	D	E	F	G	H
24	30	0.375	0.625	3.25	4 D	2.5	4 C

J	K	L	M	N	P	Q
4.943	8.963	4.604	4.603	8.026	8.025	1.5

COLORS: LEGEND, BORDER – BLACK
BACKGROUND – WHITE (RETROREFLECTIVE)



R10-29

XX VEHICLES PER GREEN EACH LANE

A	B	C	D	E	F	G	H	J	K	L
36	24	0.375	0.625	3.25	4 D	2.75	2.25	5 D	1.25	4

M	N	P	Q	R	S	T	U	V	W	X
7.961	13.210	9.207	3	1.922	14.129	13.049	1.419	1.581	12.887	1.5

COLORS: LEGEND, BORDER – BLACK
BACKGROUND – WHITE (RETROREFLECTIVE)



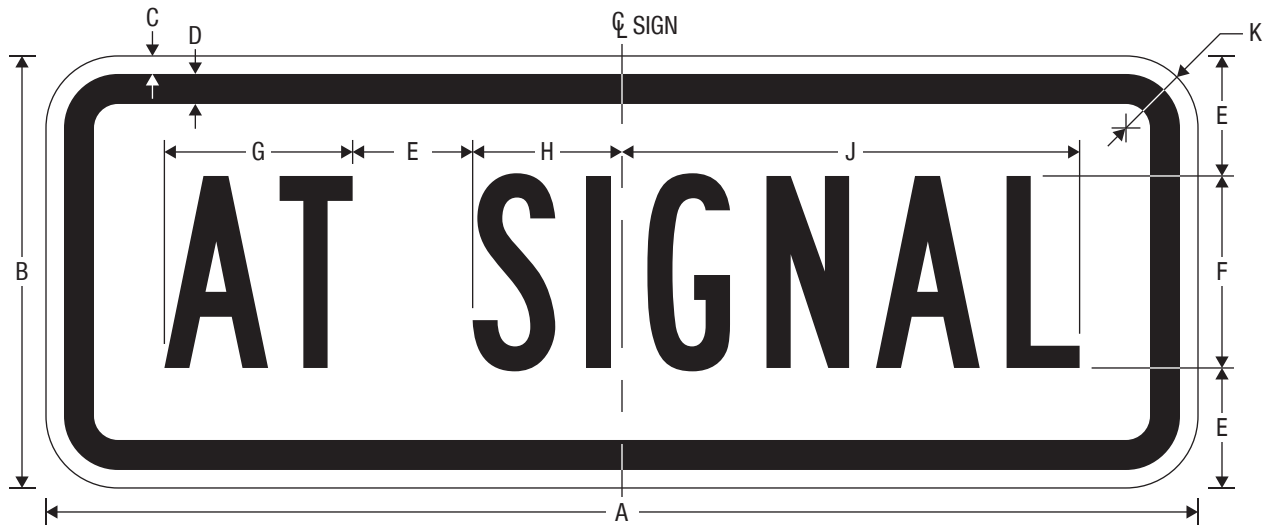
R10-30

RIGHT TURN ON RED MUST YIELD TO U-TURN

A	B	C	D	E	F	G	H	J	K	L	M	N
30	36	0.5	0.75	3.75	3.5 C	2.75	3.5 D	10.644	0.752	1.873	9.524	4.727

P	Q	R	S	T	U	V	W	X	Y	Z	AA	BB
2.398	0.227	6.898	4.850	4.849	8.753	1.856	2.625	4.272	2.383	2.258	7.266	1.875


COLORS: LEGEND, BORDER – BLACK
BACKGROUND – WHITE (RETROREFLECTIVE)



R10-31P
AT SIGNAL (PLAQUE)

A	B	C	D	E	F	G	H	J	K
24	9	0.375	0.625	2.5	4 B	3.922	3.112	9.533	1.5

COLORS: LEGEND, BORDER — BLACK
BACKGROUND — WHITE (RETROREFLECTIVE)



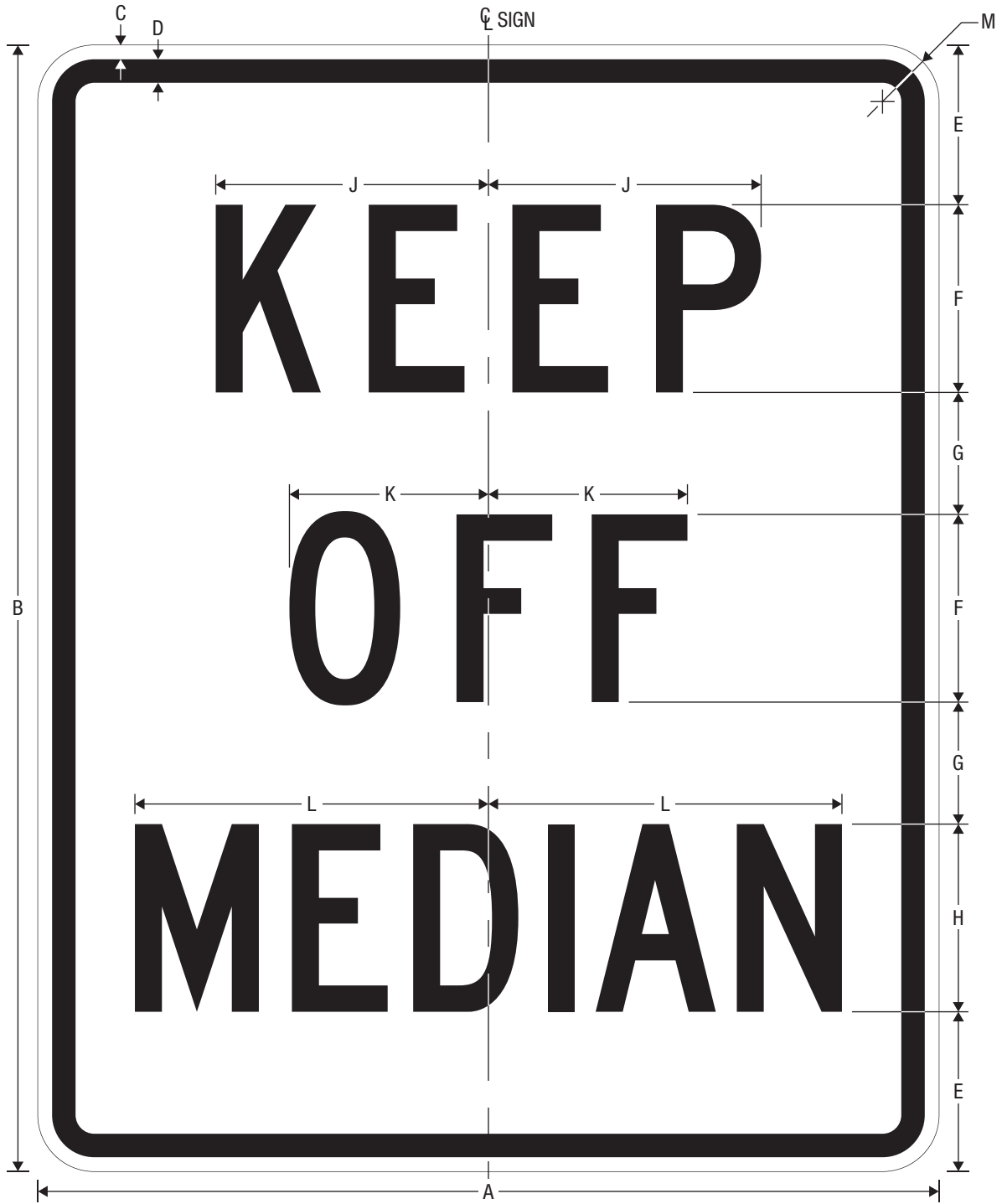
R10-32P

PUSH BUTTON FOR 2 SECONDS FOR EXTRA CROSSING TIME (PLAQUE)

A	B	C	D	E	F	G	H	J	K	L	M
9	12	0.375	0.25	1.438	1 C	0.625	1.437	1.391	1.390	3.357	0.625

N	P	Q	R	S	T	U	V	W	X	Y
0.75	1.981	0.560	1.831	3.141	0.230	2.961	2.651	1.201	1.200	1.5

COLORS: LEGEND, BORDER – BLACK
BACKGROUND – WHITE (RETROREFLECTIVE)



R11-1
KEEP OFF MEDIAN

* Increase Spacing 50%.
** Reduce Spacing 20%.

A	B	C	D	E	F	G	H	J	K	L	M
24	30	0.375	0.625	4.25	5 C*	3.25	5 C**	7.265	5.302	9.419	1.5

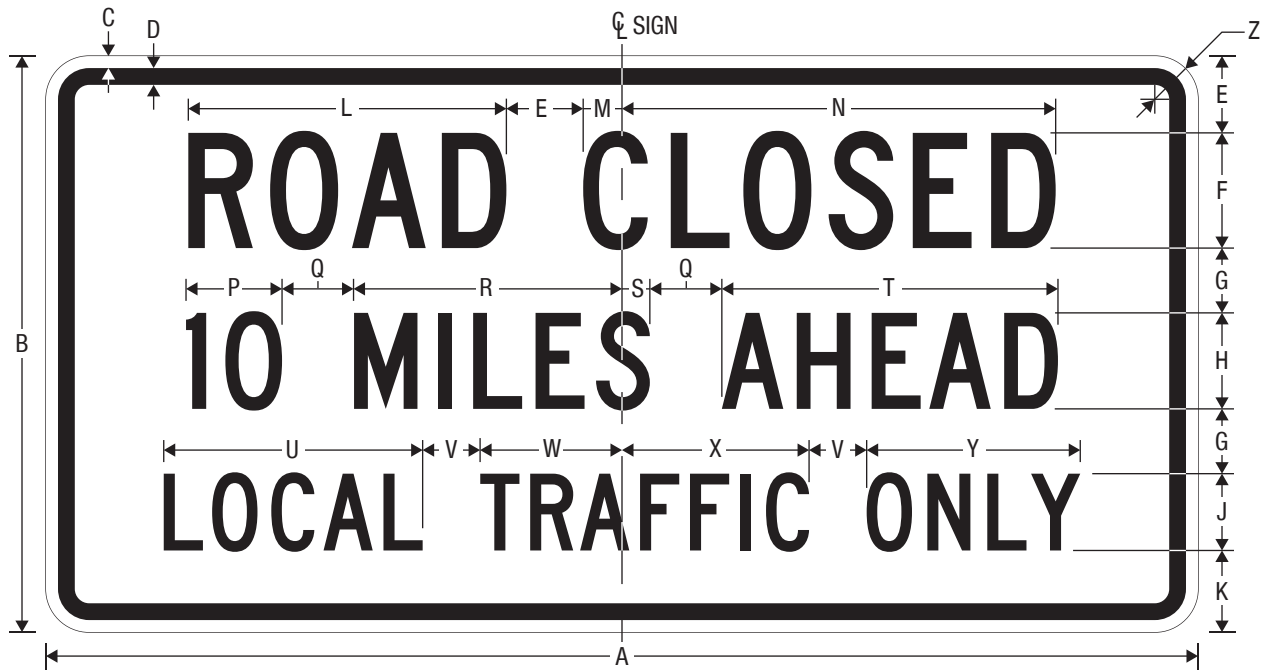
COLORS: LEGEND, BORDER — BLACK
BACKGROUND — WHITE (RETROREFLECTIVE)



R11-2
ROAD CLOSED

A	B	C	D	E	F	G	H	J	K
48	30	0.625	0.75	5	8 D	4	13.410	19.333	1.875

COLORS: LEGEND, BORDER — BLACK
BACKGROUND — WHITE (RETROREFLECTIVE)



R11-3

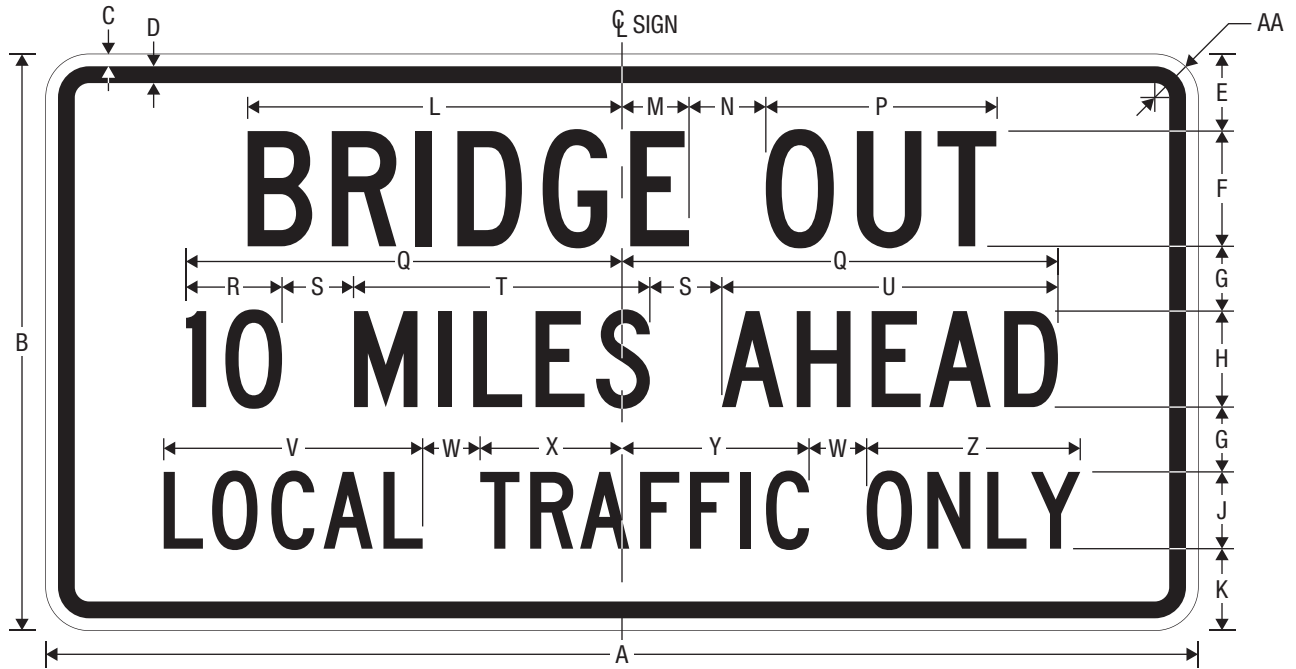
ROAD CLOSED - LOCAL TRAFFIC ONLY

* Optically center about vertical center line.

A	B	C	D	E	F	G	H	J	K	L	M
60	30	0.625	0.875	4	6 C	3.375	5 C*	4 C	4.25	16.566	2.022

N	P	Q	R	S	T	U	V	W	X	Y	Z
22.587	VAR	3.75	13.955	1.451	17.506	13.485	3	7.383	9.743	11.124	2.25

COLORS: LEGEND, BORDER — BLACK
BACKGROUND — WHITE (RETROREFLECTIVE)

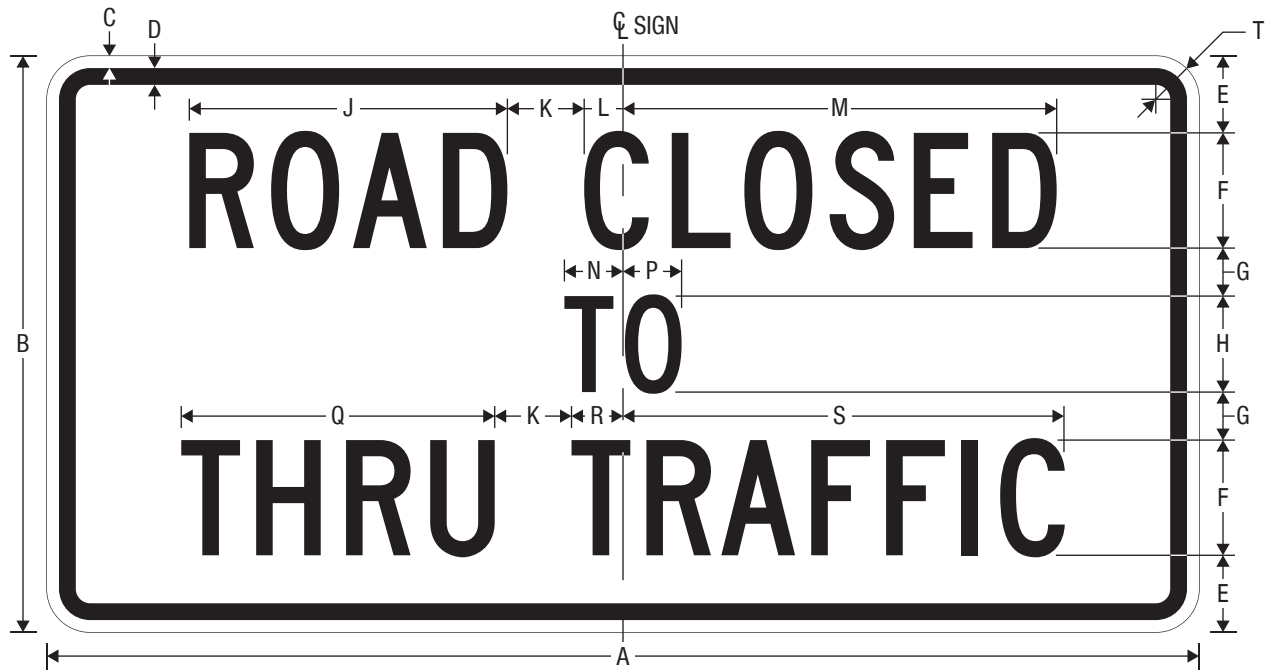


R11-3b
BRIDGE OUT - LOCAL TRAFFIC ONLY

A	B	C	D	E	F	G	H	J	K	L	M	N
60	30	0.625	0.875	4	6 C	3.375	5 C	4 C	4.25	19.497	3.491	4

P	Q	R	S	T	U	V	W	X	Y	Z	AA
12.005	VAR	VAR	3.75	VAR	17.506	13.485	3	7.383	9.743	11.124	2.25

COLORS: LEGEND, BORDER – BLACK
BACKGROUND – WHITE (RETROREFLECTIVE)



R11-4

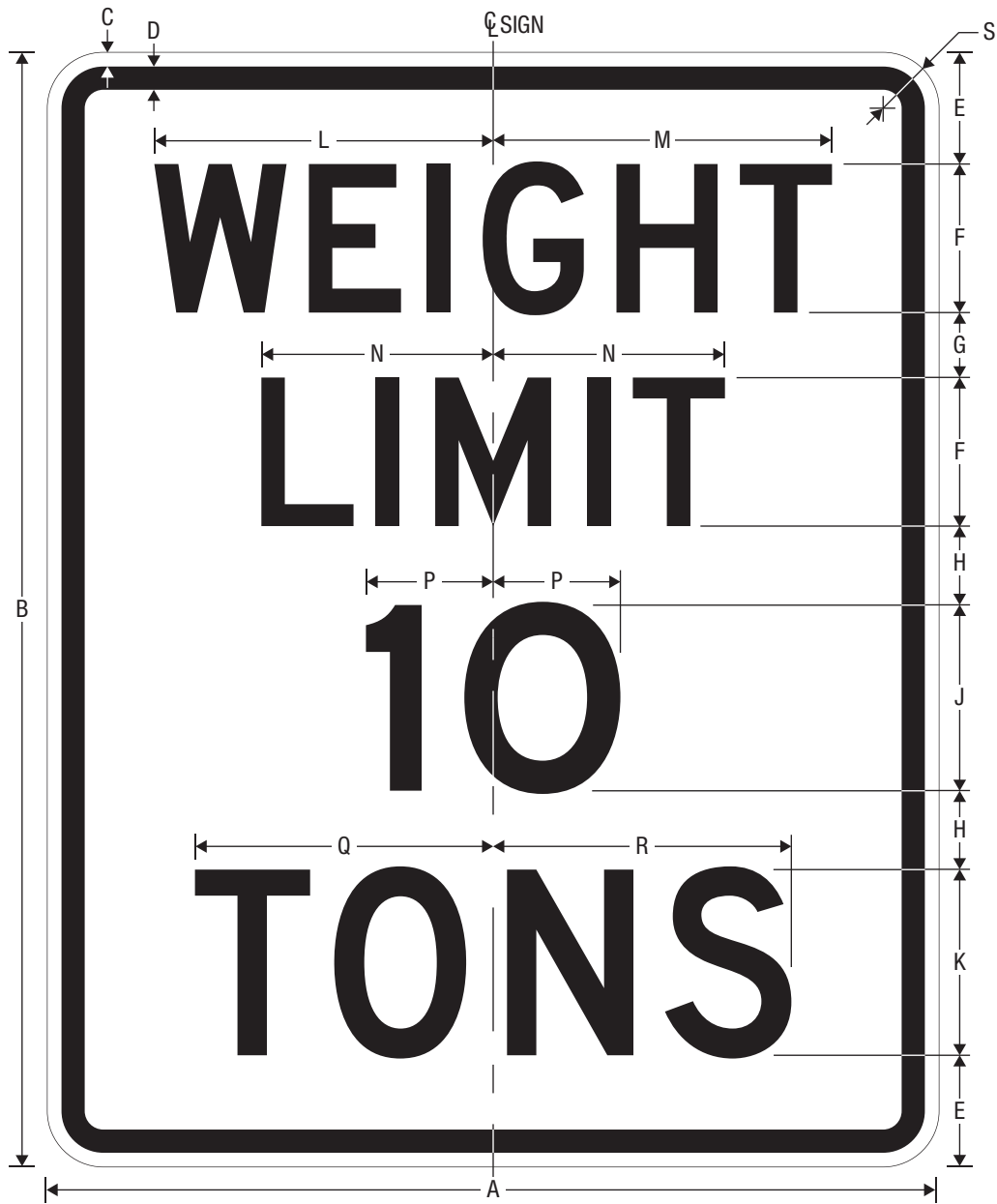
ROAD CLOSED TO THROUGH TRAFFIC

A	B	C	D	E	F	G	H	J
60	30	0.625	0.875	4	6 C	2.5	5 C	16.566

K	L	M	N	P	Q	R	S	T
4	2.022	22.587	3.052	3.051	16.326	2.682	23.007	2.25

COLORS: LEGEND, BORDER – BLACK
BACKGROUND – WHITE (RETROREFLECTIVE)

2-374

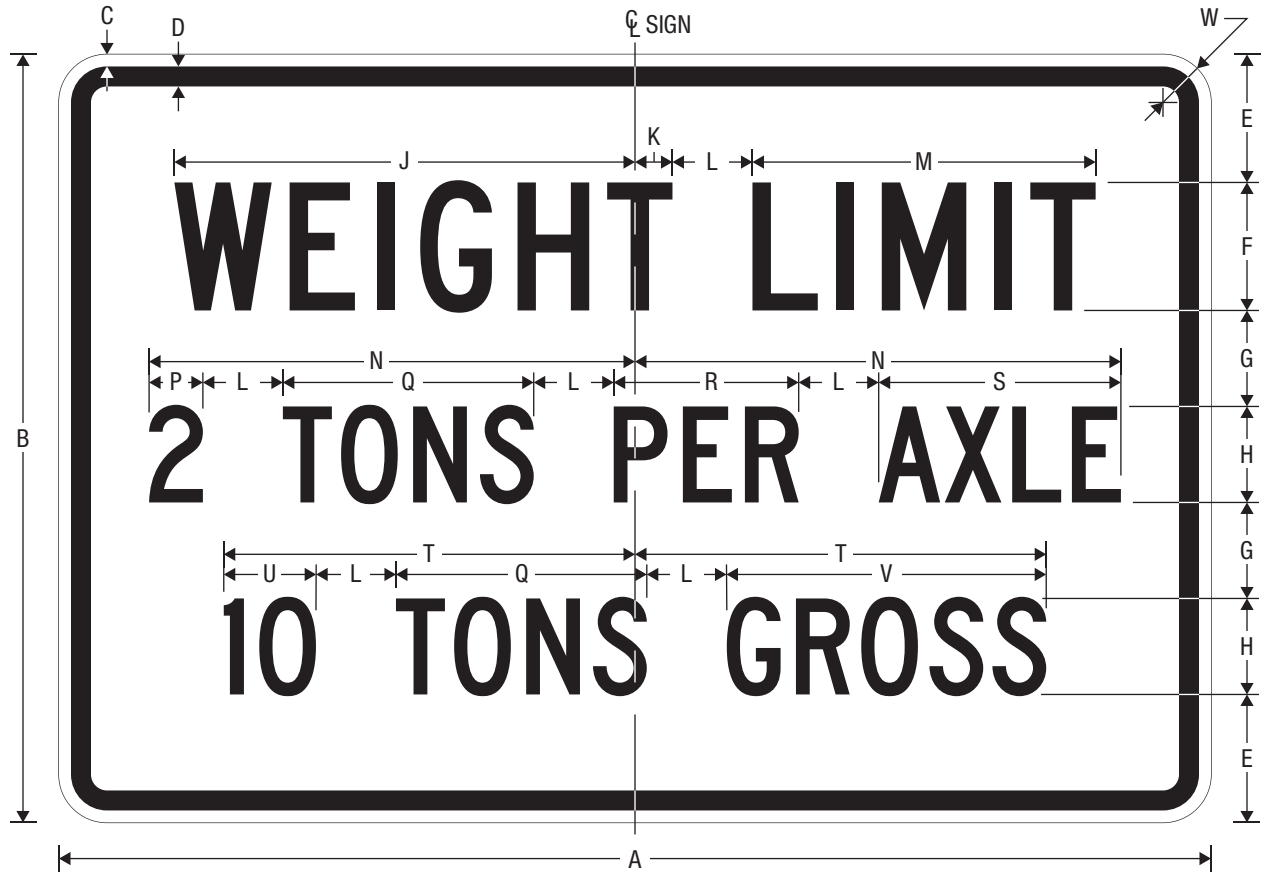


R12-1
WEIGHT LIMIT

A	B	C	D	E	F	G	H	J
24	30	0.375	0.625	3	4 D	1.75	2.125	5 E
36	48	0.625	0.875	4.75	6 D	3	3.75	8 E

K	L	M	N	P	Q	R	S
5 D	9.125	9.125	6.242	VAR	8.031	8.030	1.5
8 D	13.688	13.687	9.363	VAR	12.849	12.849	2.25

COLORS: LEGEND, BORDER – BLACK
BACKGROUND – WHITE (RETROREFLECTIVE)




R12-4
WEIGHT LIMIT

* Reduce Spacing 20%.

A	B	C	D	E	F	G	H	J	K	L
36	24	0.375	0.625	4	4 C	3	3 C*	14.395	1.171	2.5

M	N	P	Q	R	S	T	U	V	W
10.724	VAR	VAR	7.470	5.780	7.569	VAR	VAR	9.982	1.5

COLORS: LEGEND, BORDER – BLACK
BACKGROUND – WHITE (RETROREFLECTIVE)



R12-5
WEIGHT LIMIT

* See page 8-1 for symbol design.

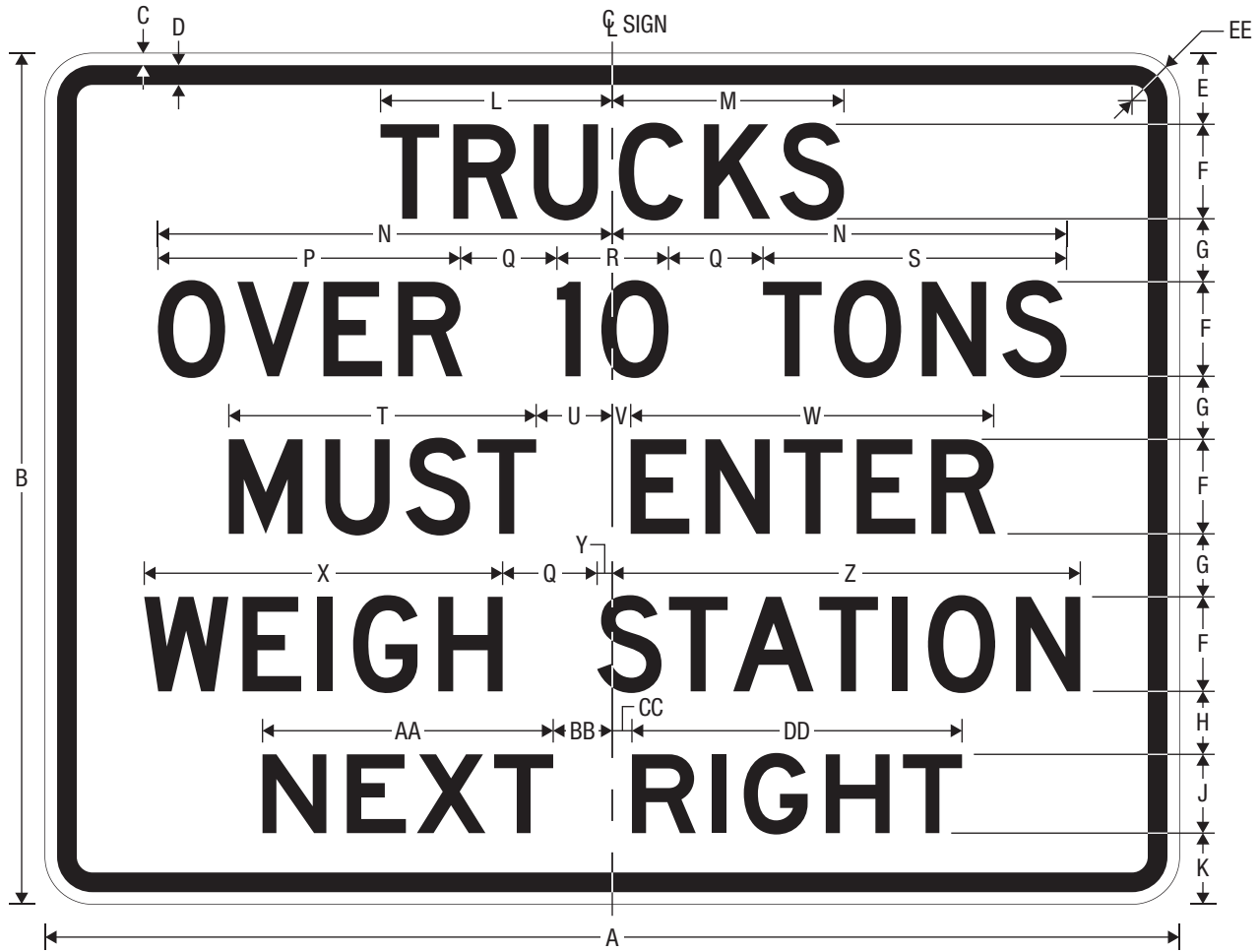
** See page 8-2 for symbol design.

*** See page 8-3 for symbol design.

A	B	C	D	E	F	G	H	J	K	L
24	36	0.375	0.625	3.25	3.5 E	3	3.5 D	3.5	9.383	9.383
36	48	0.625	0.875	5	5 E	3.25	5 D	5	13.405	13.404
48	60	0.75	1.25	6	6 E	4.5	6 D	6	16.086	16.085

M	N	P	Q	R	S	T	U	V	W
6.406	6.406	7	3.375	VAR	1.625	10.375	0.625	2.438	1.5
9.152	9.151	10	5	VAR	3	15	1	4	2.25
10.982	10.981	12	7	VAR	5	19	0	3	3

COLORS: LEGEND, BORDER — BLACK
BACKGROUND — WHITE (RETROREFLECTIVE)

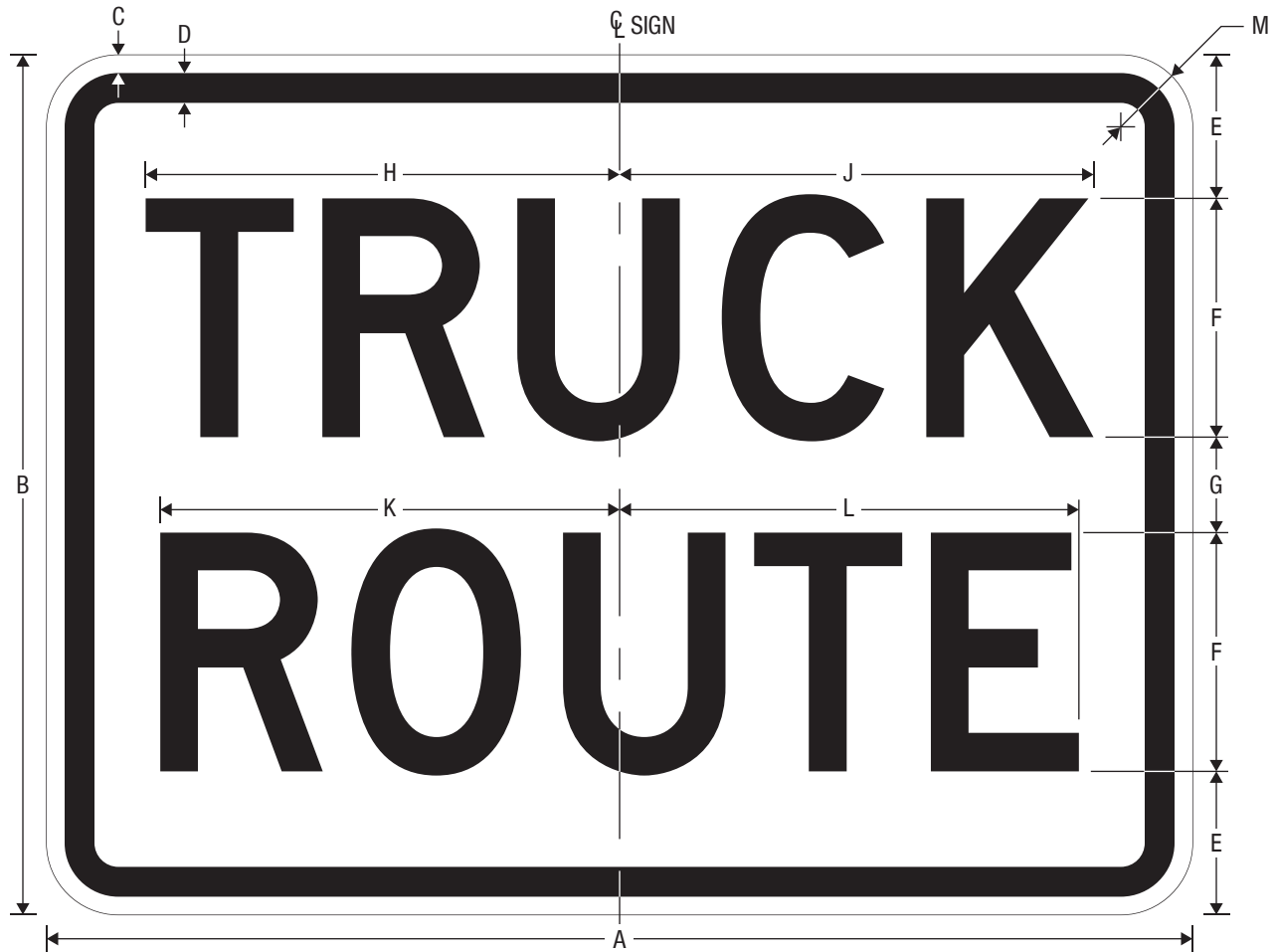


R13-1
WEIGH STATION

A	B	C	D	E	F	G	H	J	K	L	M	N	P	Q
72	54	0.75	1.25	4.5	6 D	4	4	5 E	4.5	14.712	14.711	VAR	19.332	6
96	72	0.625	0.875	6	8 D	6	4.5	6 E	5.5	19.615	19.615	VAR	25.776	8
132	90	0.75	1.25	7	10 E	7	7	8 E	7	28.763	28.762	VAR	38.315	10

R	S	T	U	V	W	X	Y	Z	AA	BB	CC	DD	EE
VAR	19.274	19.514	4.830	1.170	23.174	22.754	0.962	29.716	18.455	3.751	1.249	20.958	3
VAR	25.698	26.018	6.440	1.560	30.898	30.338	1.283	39.621	22.146	4.502	1.498	25.149	6
VAR	37.815	38.815	8.648	1.352	46.110	44.418	3.102	57.521	29.528	6.002	1.998	33.532	6

COLORS: LEGEND, BORDER — BLACK
BACKGROUND — WHITE (RETROREFLECTIVE)




R14-1
TRUCK ROUTE

* Reduce Spacing 20%.

A	B	C	D	E	F	G	H	J	K	L	M
24	18	0.375	0.625	3	5 D*	2	9.928	9.927	9.622	9.621	1.5

COLORS: LEGEND, BORDER — BLACK
BACKGROUND — WHITE (RETROREFLECTIVE)



R14-2
HAZARDOUS MATERIAL ROUTE

* Reduce Spacing 40%.

A	B	C	D	E	F	G	H	J	K	L
24	0.375	0.625	7.5	9 C*	8	10	2	6.088	6.087	1.5
30	0.5	0.75	10	10 C	10	12.5	2.5	7.204	7.204	1.875
36	0.625	0.875	12	12 C	12	15	3	8.645	8.644	2.25
42	0.625	0.875	14	14 C	14	17.5	3.5	10.086	10.085	2.25

COLORS: CIRCLE – GREEN (RETROREFLECTIVE)
 LEGEND, BORDER – BLACK
 BACKGROUND – WHITE (RETROREFLECTIVE)

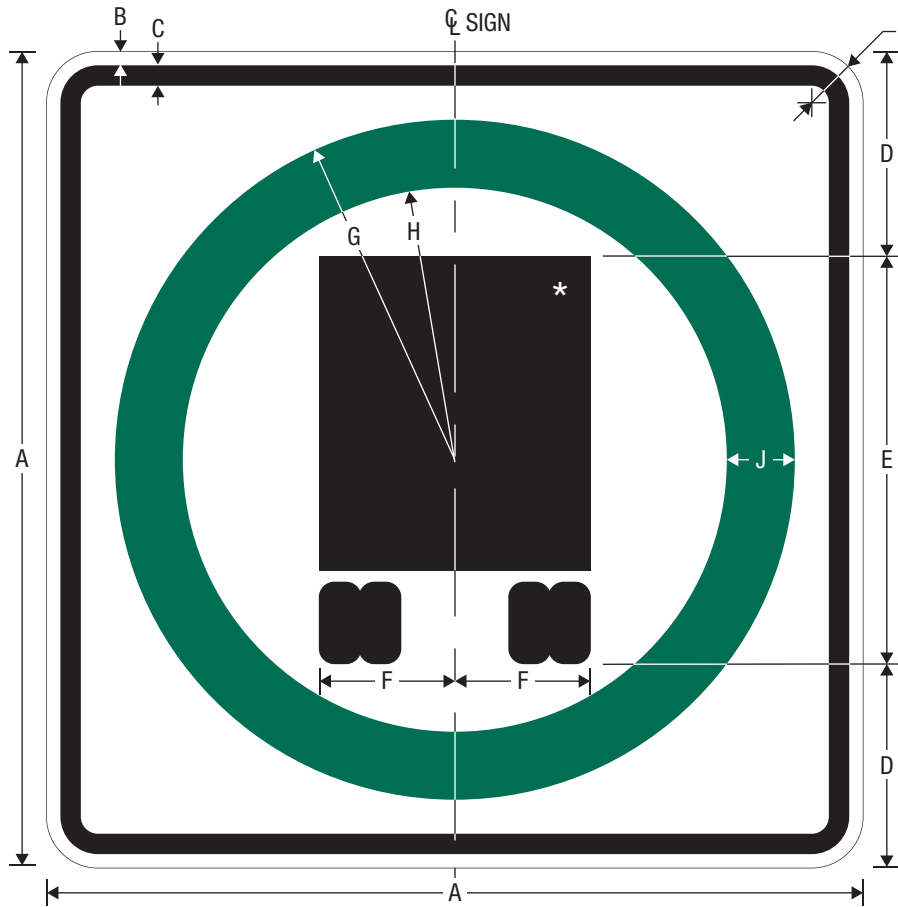


R14-3
HAZARDOUS MATERIAL PROHIBITION

* Reduce Spacing 40%.

A	B	C	D	E	F	G	H	J	K	L
24	0.375	0.625	7.5	9 C*	8	10	2	6.088	6.087	1.5
30	0.5	0.75	10	10 C	10	12.5	2.5	7.204	7.204	1.875
36	0.625	0.875	12	12 C	12	15	3	8.645	8.644	2.25
42	0.625	0.875	14	14 C	14	17.5	3.5	10.086	10.085	2.25

COLORS: CIRCLE, DIAGONAL— RED (RETROREFLECTIVE)
 LEGEND, BORDER — BLACK
 BACKGROUND — WHITE (RETROREFLECTIVE)

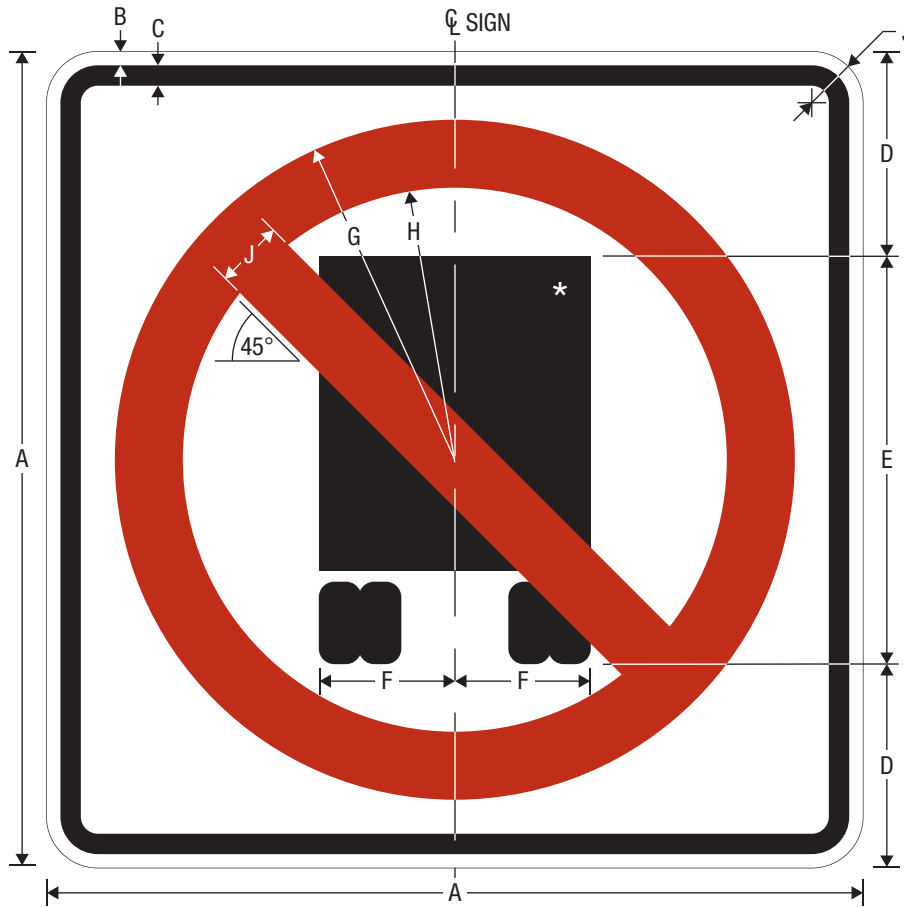


R14-4
NATIONAL NETWORK ROUTE

* See page 8-74 for symbol design.

A	B	C	D	E	F	G	H	J
30	0.5	0.75	7.5	15	5	12.5	10	1.875
36	0.625	0.875	9	18	6	15	12	2.25
42	0.625	0.875	10.5	21	7	17.5	14	2.25

COLORS: CIRCLE — GREEN (RETROREFLECTIVE)
 LEGEND, BORDER — BLACK
 BACKGROUND — WHITE (RETROREFLECTIVE)

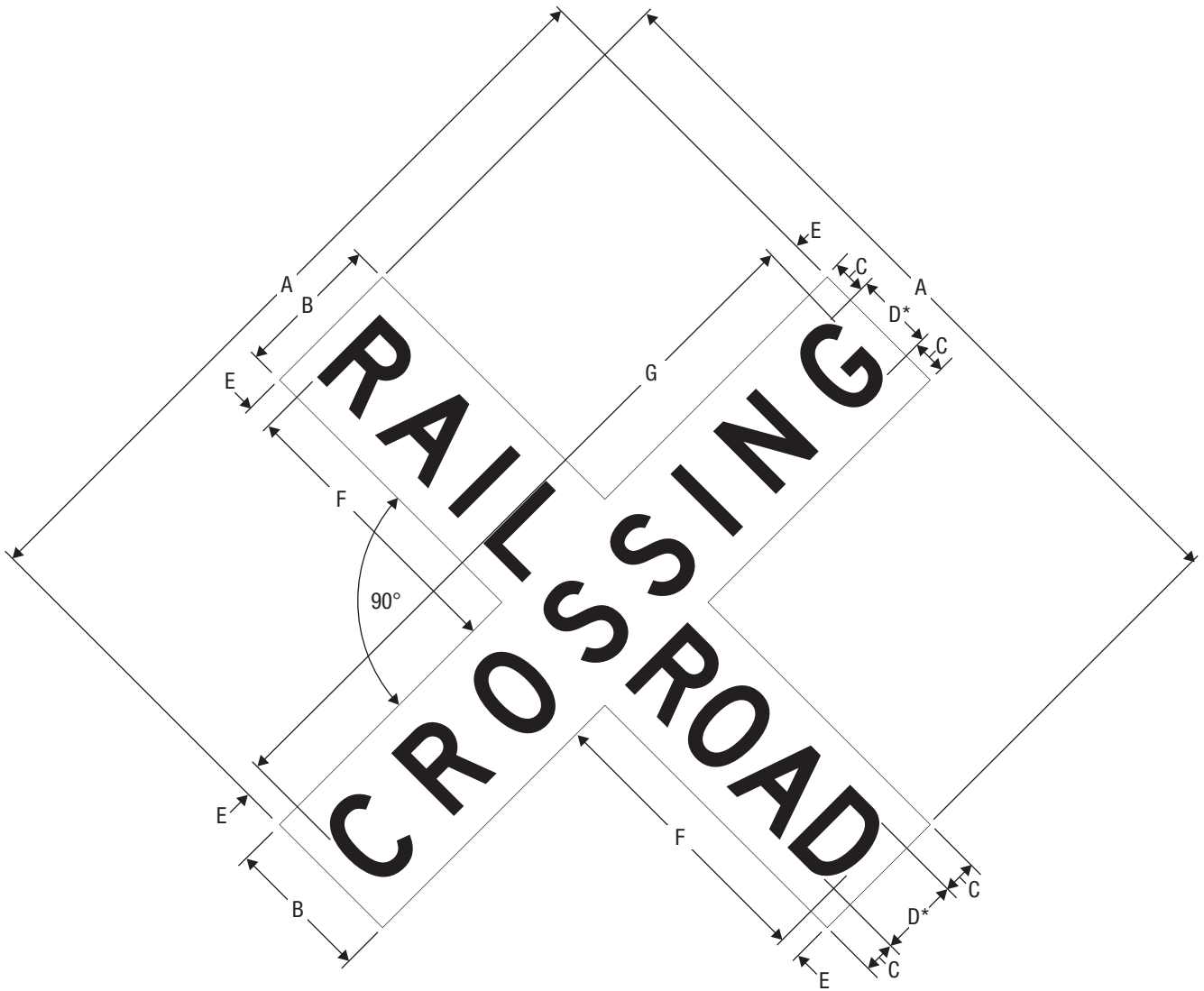


R14-5
NATIONAL NETWORK PROHIBITION

* See page 8-74 for symbol design.

A	B	C	D	E	F	G	H	J
30	0.5	0.75	7.5	15	5	12.5	10	1.875
36	0.625	0.875	9	18	6	15	12	2.25
42	0.625	0.875	10.5	21	7	17.5	14	2.25

COLORS: CIRCLE, DIAGONAL— RED (RETROREFLECTIVE)
 LEGEND, BORDER — BLACK
 BACKGROUND — WHITE (RETROREFLECTIVE)

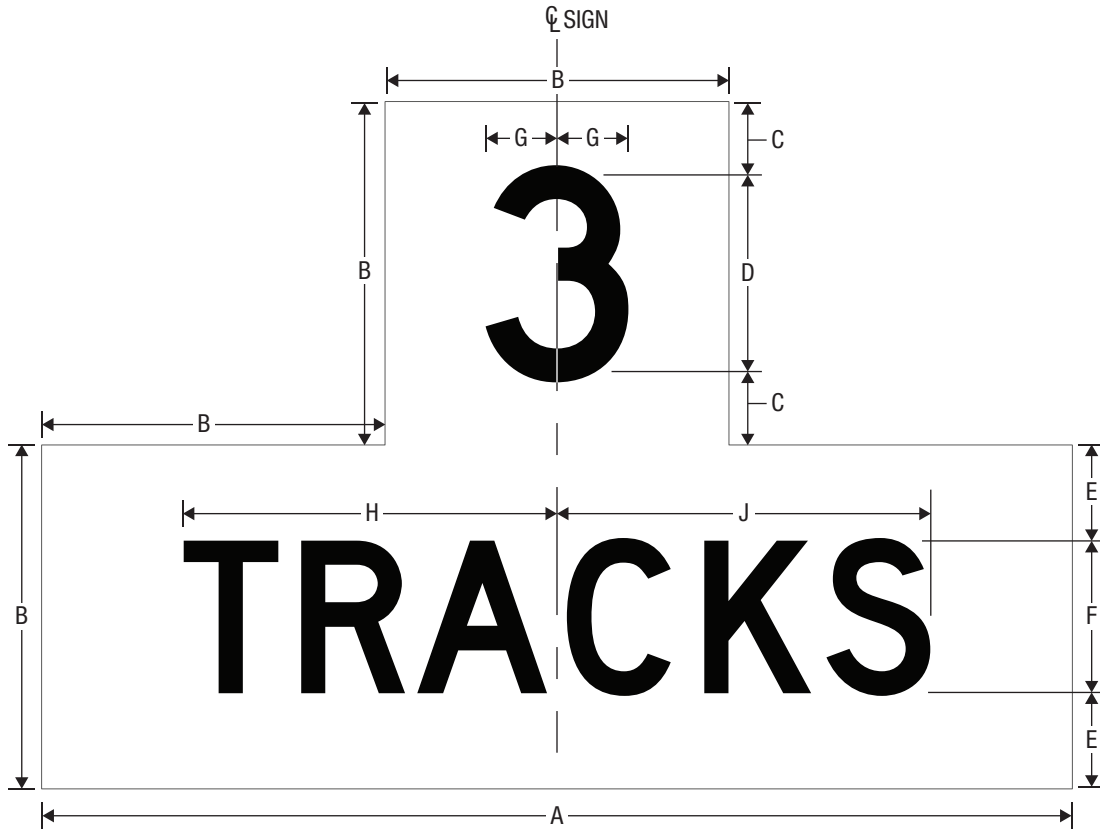


R15-1
GRADE CROSSING (CROSSBUCK)

* Increase Spacing to fit space.

A	B	C	D	E	F	G
24	4.5	0.875	2.75 D	0.75	9	22.5
48	9	1.75	5.5 D	1.5	18	45

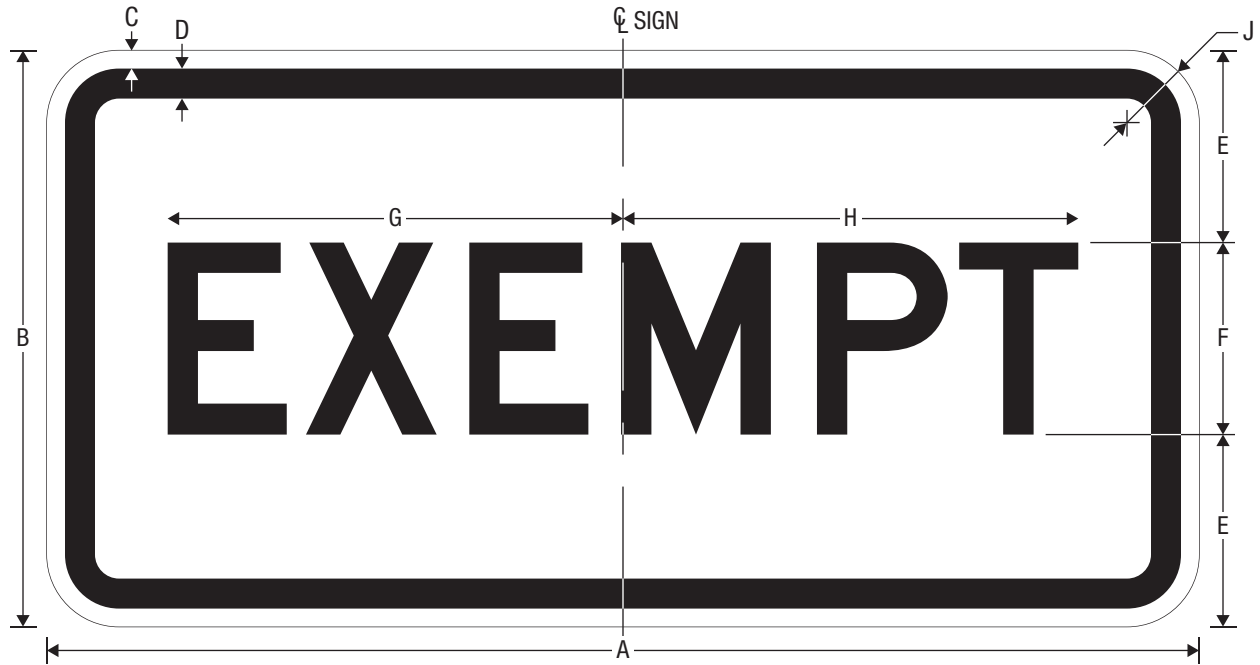
COLORS: LEGEND – BLACK
 BACKGROUND – WHITE (RETROREFLECTIVE)
 NO BORDER



R15-2P
NUMBER OF TRACKS (PLAQUE)

A	B	C	D	E	F	G	H	J
13.5	4.5	0.875	2.75 D	1.25	2 D	VAR	4.894	4.893
27	9	1.75	5.5 D	2.5	4 D	VAR	9.787	9.787

COLORS: LEGEND — BLACK
BACKGROUND — WHITE (RETROREFLECTIVE)
NO BORDER



R15-3P
EXEMPT (PLAQUE)

A	B	C	D	E	F	G	H	J
12	6	0.375	0.375	2	2 D	4.743	4.743	1.5
24	12	0.375	0.625	4	4 D	9.486	9.845	1.5

COLORS: LEGEND, BORDER – BLACK
BACKGROUND – WHITE (RETROREFLECTIVE)



R15-4a

LIGHT RAIL ONLY RIGHT LANE

* See page 8-16 for symbol design.

A	B	C	D	E	F	G	H
24	30	0.375	0.625	1.75	3 F	2	1

J	K	L	M	N	P	Q	R
1.25	11	2.75	7.158	6.439	6.438	6.889	1.5

COLORS:

UPPER SECTION: LEGEND, BORDER — WHITE (RETROREFLECTIVE)
BACKGROUND — BLACK

LOWER SECTION: LEGEND, BORDER — BLACK
BACKGROUND — WHITE (RETROREFLECTIVE)



R15-4b
LIGHT RAIL ONLY LEFT LANE

* See page 8-16 for symbol design.

A	B	C	D	E	F	G	H
24	30	0.375	0.625	1.75	3 F	2	1

J	K	L	M	N	P	Q	R
1.25	11	2.75	5.853	6.439	6.438	6.889	1.5

COLORS:

- UPPER SECTION: LEGEND, BORDER — WHITE (RETROREFLECTIVE)
 BACKGROUND — BLACK
 LOWER SECTION: LEGEND, BORDER — BLACK
 BACKGROUND — WHITE (RETROREFLECTIVE)



R15-4c
LIGHT RAIL ONLY CENTER LANE

* See page 8-16 for symbol design.

A	B	C	D	E	F	G	H	J
24	30	0.375	0.625	1.75	3 F	2	1	1.25

K	L	M	N	P	Q	R	S
11	2.75	9.530	9.529	6.439	6.438	6.889	1.5

COLORS:

UPPER SECTION: LEGEND, BORDER — WHITE (RETROREFLECTIVE)
BACKGROUND — BLACK

LOWER SECTION: LEGEND, BORDER — BLACK
BACKGROUND — WHITE (RETROREFLECTIVE)



R15-5

LIGHT RAIL DO NOT PASS

* See page 8-7 for symbol design.

** See page 8-16 for symbol design.

A	B	C	D	E	F	G	H	J	K
24	30	0.375	0.625	1.75	3.25	7.5	4.25	1.25	4 D

L	M	N	P	Q	R	S	T	U	V
2	9.625	8.125	15	6.365	3	9.446	6.266	6.265	1.5

COLORS: LEGEND, BORDER — BLACK
BACKGROUND — WHITE (RETROREFLECTIVE)



R15-5a

DO NOT PASS STOPPED TRAIN

A	B	C	D	E	F	G	H
24	30	0.375	0.625	4	4 C	2	5.322

J	K	L	M	N	P	Q	R
2.801	0.199	7.923	5.302	9.664	9.663	6.002	1.5

COLORS: LEGEND, BORDER — BLACK
BACKGROUND — WHITE (RETROREFLECTIVE)



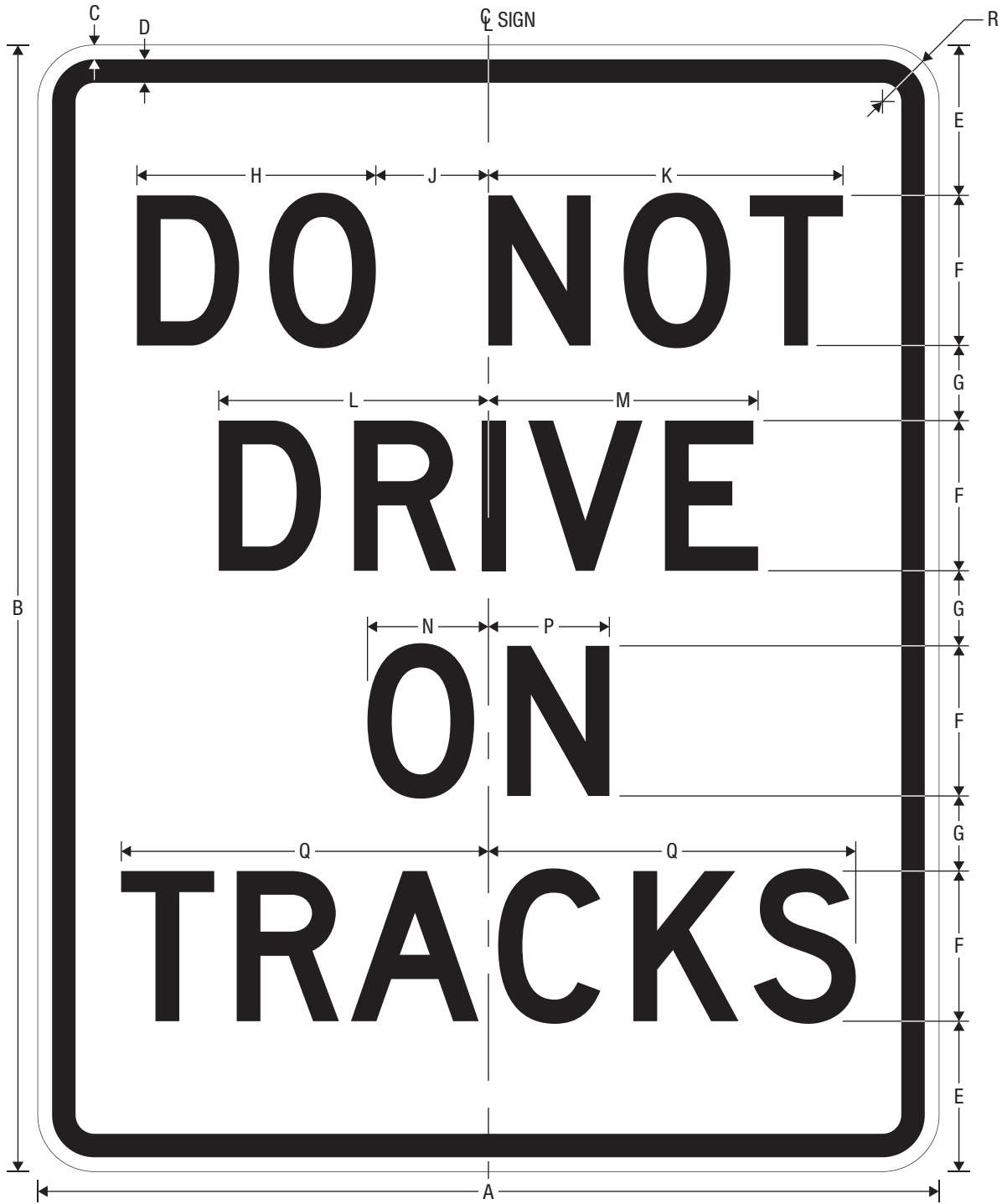
R15-6

NO MOTOR VEHICLES ON TRACKS

* See page 8-18 for symbol design.

A	B	C	D	E	F	G	H	J	K
24	0.375	0.625	2	2.375	7.625	2	5.970	5.969	1.5

COLORS: CIRCLE, DIAGONAL — RED (RETROREFLECTIVE)
 SYMBOL, BORDER — BLACK
 BACKGROUND — WHITE (RETROREFLECTIVE)



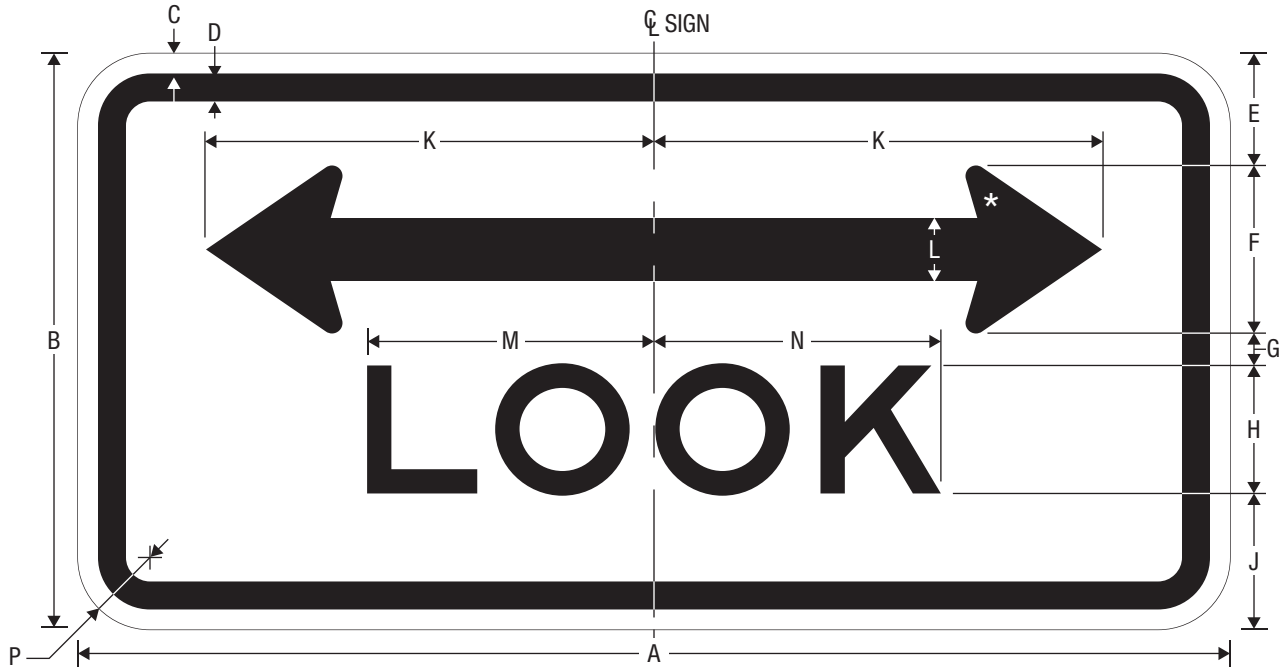
R15-6a

DO NOT DRIVE ON TRACKS

A	B	C	D	E	F	G	H
24	30	0.375	0.625	4	4 D	2	6.365

J	K	L	M	N	P	Q	R
3	9.446	7.185	7.184	3.223	3.222	9.787	1.5

COLORS: LEGEND, BORDER — BLACK
BACKGROUND — WHITE (RETROREFLECTIVE)

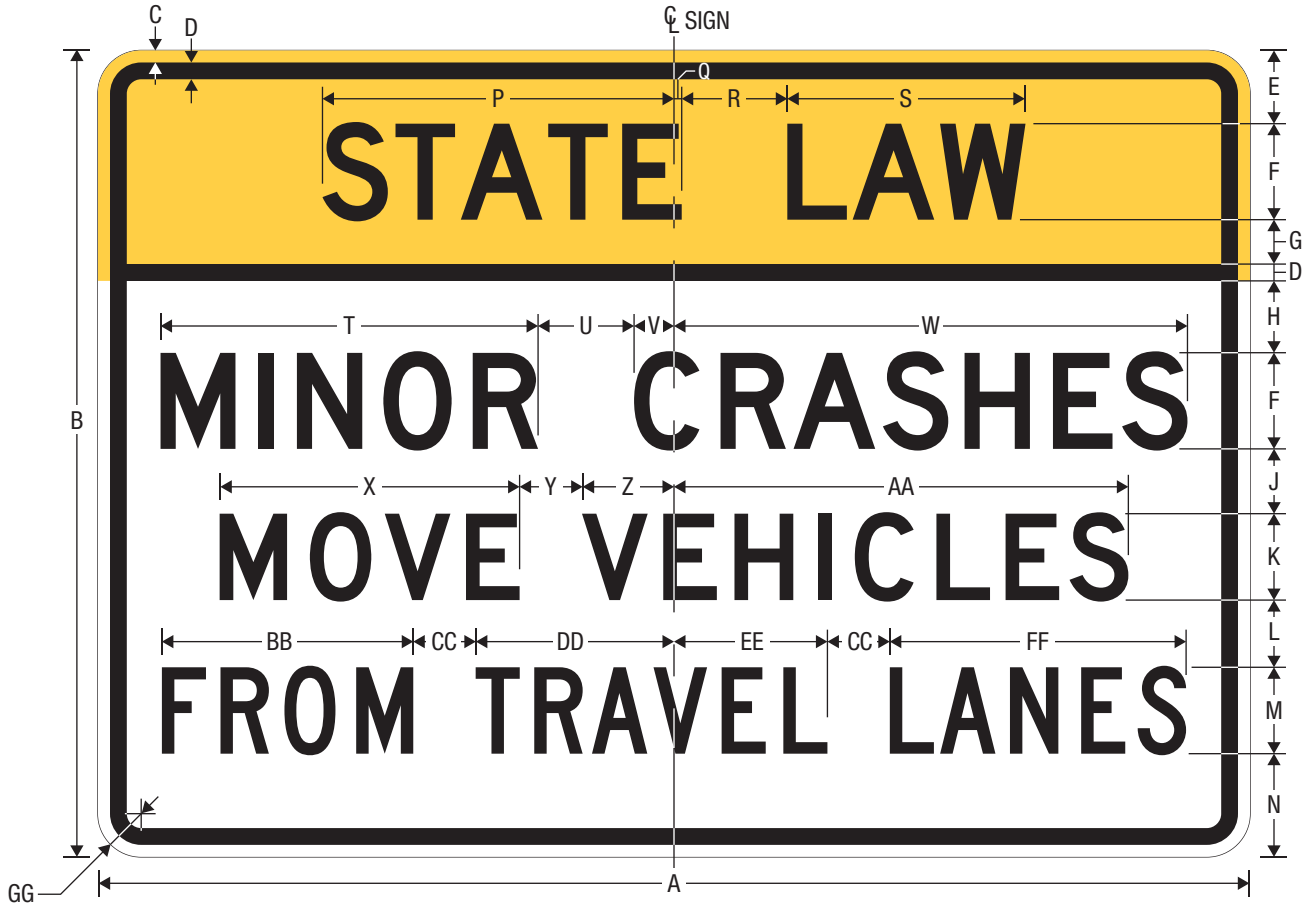


R15-8
LOOK

* See page 7-3 for arrow design.

A	B	C	D	E	F	G	H	J	K	L	M	N	P
18	9	0.375	0.375	1.75	2.625	0.5	2 F	2.125	7	0.984	4.483	4.482	1.5
36	18	0.625	0.875	3.5	5.25	1	4 F	4.25	14	1.969	8.965	8.965	2.25

COLORS: LEGEND, BORDER – BLACK
BACKGROUND – WHITE (RETROREFLECTIVE)



R16-4

MINOR CRASHES MOVE VEHICLES FROM TRAVEL LANES

* Increase Spacing 20%.

A	B	C	D	E	F	G	H	J	K	L
60	42	0.625	0.875	3.813	5 D	2.312	3.75	3.375	4.5 D*	3.5
84	54	0.75	1.25	4.5	7 D	2.375	4.5	5	6 D*	4.5
96	60	0.75	1.25	5.25	8 D	3.5	4	5	7 D*	4.5

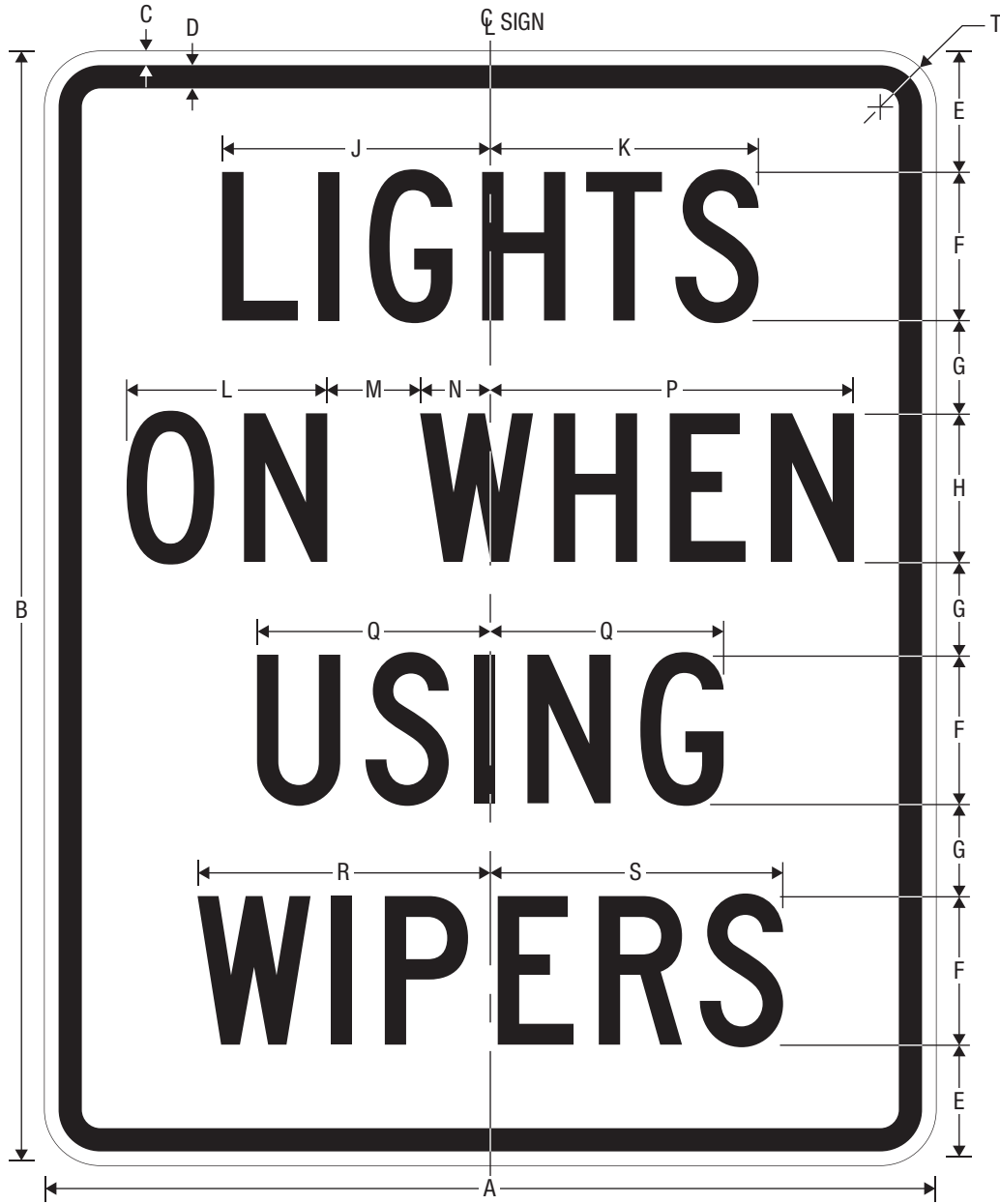
M	N	P	Q	R	S	T	U	V	W
4.5 C*	5.375	18.308	0.402	5.5	12.406	19.663	5	2.080	26.743
6 C*	5.875	25.282	0.912	7	17.369	27.528	7	2.911	37.441
7 C*	5.5	28.893	1.043	8	19.850	31.460	8	3.328	42.788

X	Y	Z	AA	BB	CC	DD	EE	FF	GG
15.623	3.25	4.792	23.664	13.092	3.25	10.330	7.992	15.432	2.25
20.831	6	5.556	32.385	17.456	6	13.775	10.654	20.576	3
24.302	7	6.482	37.783	20.365	6	16.071	12.430	24.005	3

COLORS:

UPPER SECTION: LEGEND, BORDER – BLACK
BACKGROUND – YELLOW (RETROREFLECTIVE)

LOWER SECTION: LEGEND BORDER – BLACK
BACKGROUND – WHITE (RETROREFLECTIVE)



R16-5

LIGHTS ON WHEN USING WIPERS

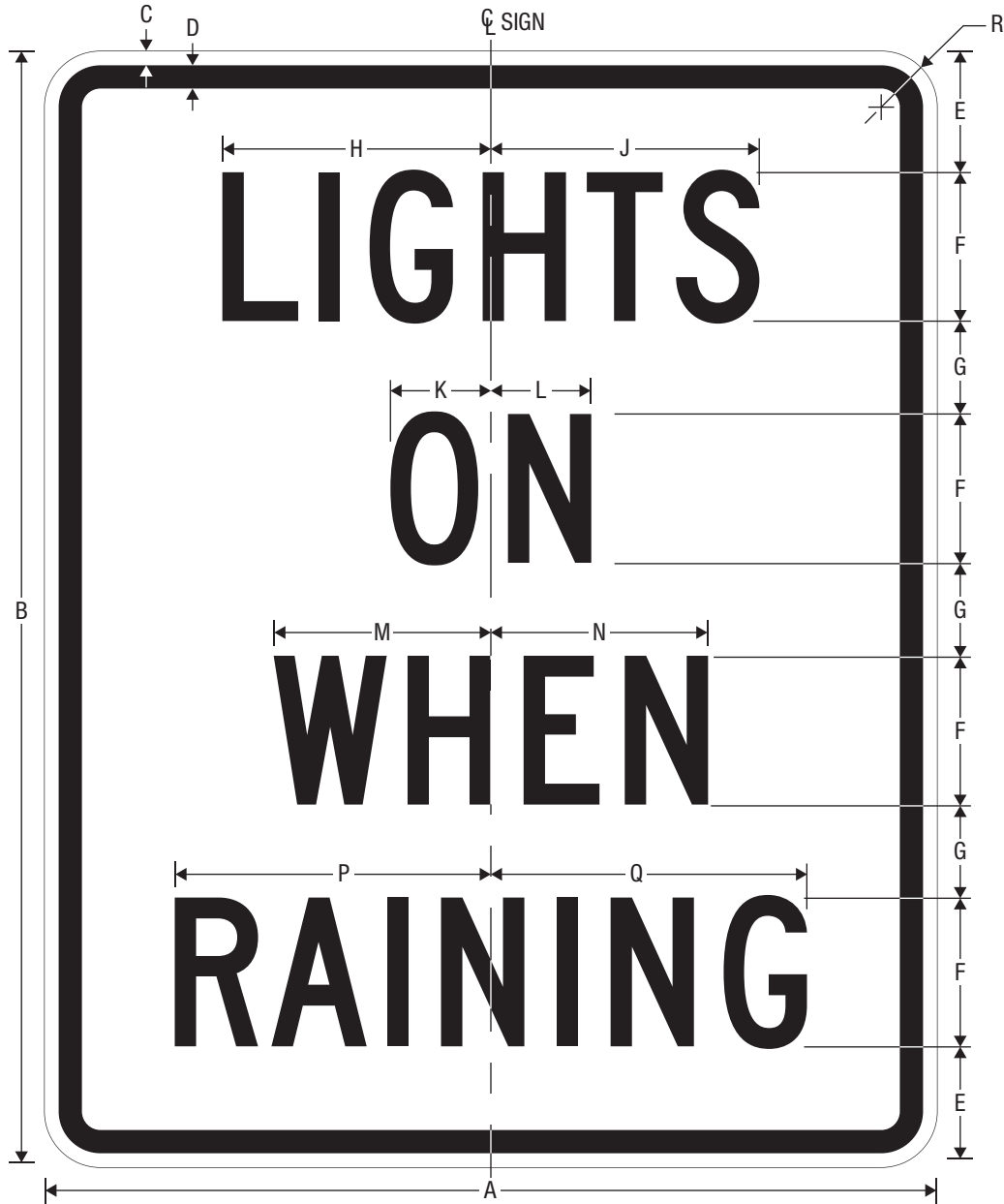
* Increase Spacing 50%.

A	B	C	D	E	F	G	H	J
24	30	0.375	0.625	3.25	4 C	2.5	4 C	7.223
36	48	0.625	0.875	6	6 C	4	6 C	10.834
48	60	0.75	1.25	6.5	8 C*	5	8 C	15.985

K	L	M	N	P	Q	R	S	T
7.222	5.402	2.5	1.892	9.793	6.282	7.883	7.883	1.5
10.833	8.103	3.5	2.963	14.565	9.423	11.825	11.824	2.25
15.985	10.804	5	3.783	19.587	14.084	17.466	17.466	3

COLORS: LEGEND, BORDER – BLACK
BACKGROUND – WHITE (RETROREFLECTIVE)

2-403



R16-6

LIGHTS ON WHEN RAINING

* Increase Spacing 50%.

A	B	C	D	E	F	G	H
24	30	0.375	0.625	3.25	4 C	2.5	7.223
36	48	0.625	0.875	6	6 C	4	10.834
48	60	0.75	1.25	6.5	8 C*	5	15.985

J	K	L	M	N	P	Q	R
7.222	2.701	2.701	5.843	5.842	8.503	8.502	1.5
10.834	4.052	4.051	8.764	8.764	12.754	12.754	2.25
15.985	5.802	5.802	12.745	12.745	19.185	19.185	3

COLORS: LEGEND, BORDER – BLACK
BACKGROUND – WHITE (RETROREFLECTIVE)



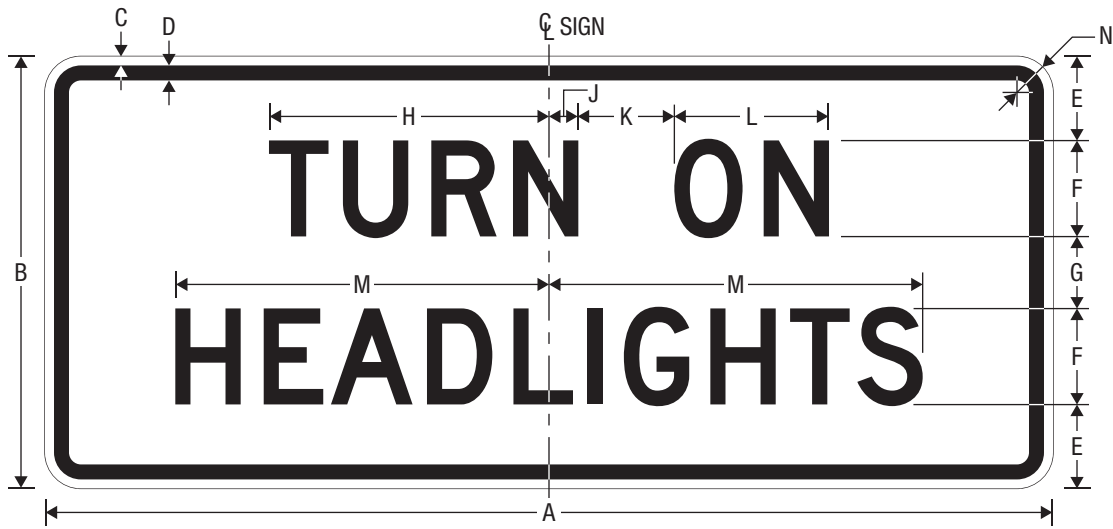
R16-7

TURN ON HEADLIGHTS NEXT XX MILES

A	B	C	D	E	F	G	H	J	K
60	18	0.625	0.75	3.5	4 C	3	4 D	10.884	4
96	30	0.5	0.75	6.5	6 D	5	6 D	19.335	5
132	36	0.625	0.875	7	8 D	6	8 D	25.780	8

L	M	N	P	Q	R	S	T	U
5.402	0.922	25.207	VAR	12.088	4	VAR	14.367	1.875
9.668	3.854	42.856	VAR	18.132	6	VAR	21.551	1.875
12.890	3.806	58.474	VAR	24.176	8	VAR	28.734	2.25

COLORS: LEGEND, BORDER – BLACK
BACKGROUND – WHITE (RETROREFLECTIVE)

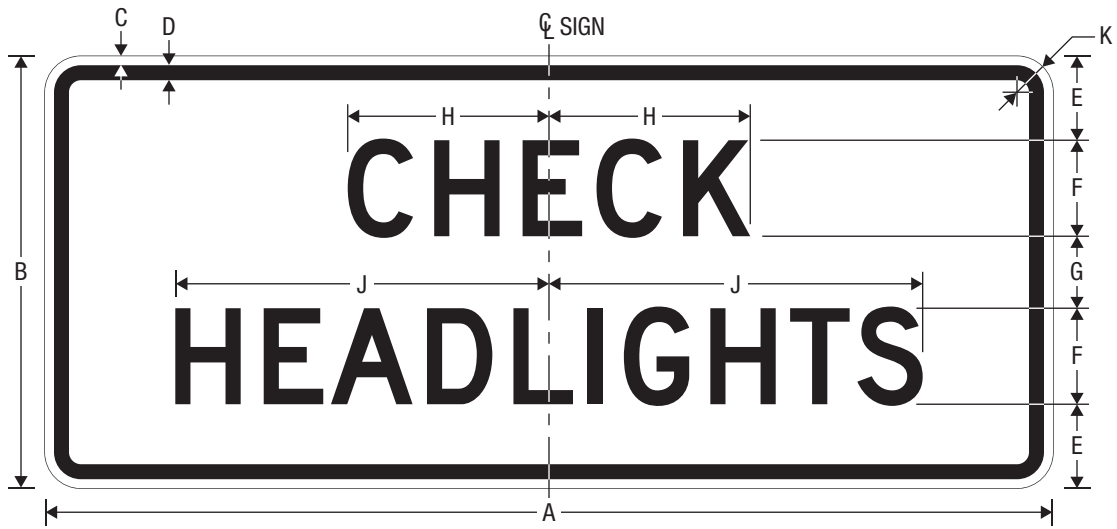


R16-8

TURN ON HEADLIGHTS

A	B	C	D	E	F	G	H	J	K	L	M	N
42	18	0.375	0.625	3.5	4 D	3	11.668	1.222	4	6.445	15.570	1.5
60	30	0.625	0.875	6.5	6 D	5	17.501	1.834	6	9.668	23.355	2.25
78	36	0.625	0.875	7	8 D	6	23.335	2.445	8	12.890	31.140	2.25

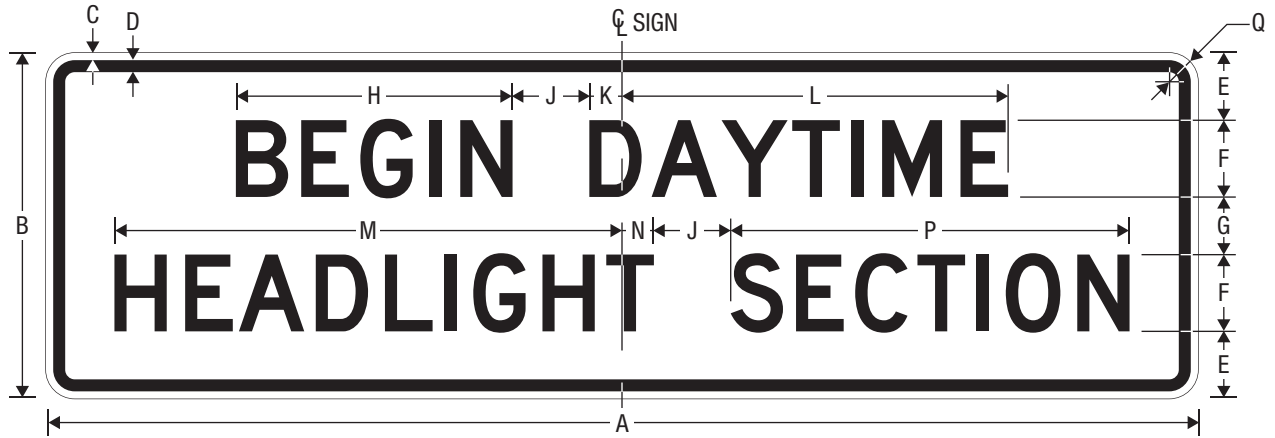
COLORS: LEGEND, BORDER – BLACK
BACKGROUND – WHITE (RETROREFLECTIVE)



R16-9
CHECK HEADLIGHTS

A	B	C	D	E	F	G	H	J	K
42	18	0.375	0.625	3.5	4 D	3	8.386	15.570	1.5
60	30	0.625	0.875	6.5	6 D	5	12.579	23.355	2.25
78	36	0.625	0.875	7	8 D	6	16.772	31.140	2.25

COLORS: LEGEND, BORDER – BLACK
BACKGROUND – WHITE (RETROREFLECTIVE)

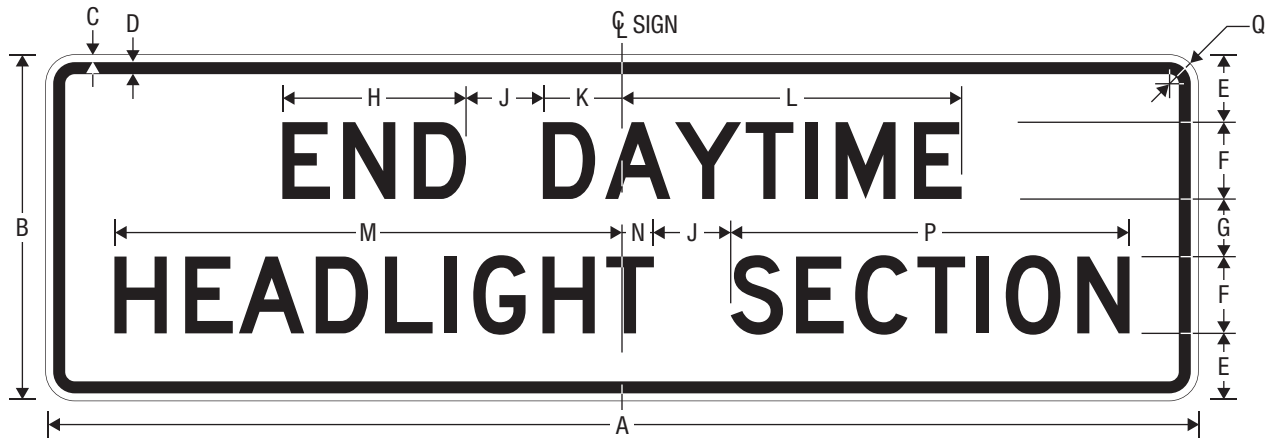


R16-10

BEGIN DAYTIME HEADLIGHT SECTION

A	B	C	D	E	F	G	H	J	K	L	M	N	P	Q
60	18	0.625	0.75	3.5	4 D	3	14.410	4	1.701	20.110	26.435	1.662	20.773	1.875
96	30	0.5	0.75	6.5	6 D	5	21.615	6	2.551	30.166	39.653	2.493	31.160	1.875
120	36	0.625	0.875	7	8 D	6	28.820	8	3.401	40.221	52.870	3.324	41.546	2.25

COLORS: LEGEND, BORDER — BLACK
BACKGROUND — WHITE (RETROREFLECTIVE)




R16-11

END DAYTIME HEADLIGHT SECTION

A	B	C	D	E	F	G	H	J	K	L	M	N	P	Q
60	18	0.625	0.75	3.5	4 D	3	9.567	4	4.122	17.689	26.435	1.662	20.773	1.875
96	30	0.5	0.75	6.5	6 D	5	14.351	6	6.183	26.534	39.653	2.493	31.160	1.875
120	36	0.625	0.875	7	8 D	6	19.134	8	8.244	35.378	52.870	3.324	41.546	2.25

COLORS: LEGEND, BORDER — BLACK
BACKGROUND — WHITE (RETROREFLECTIVE)

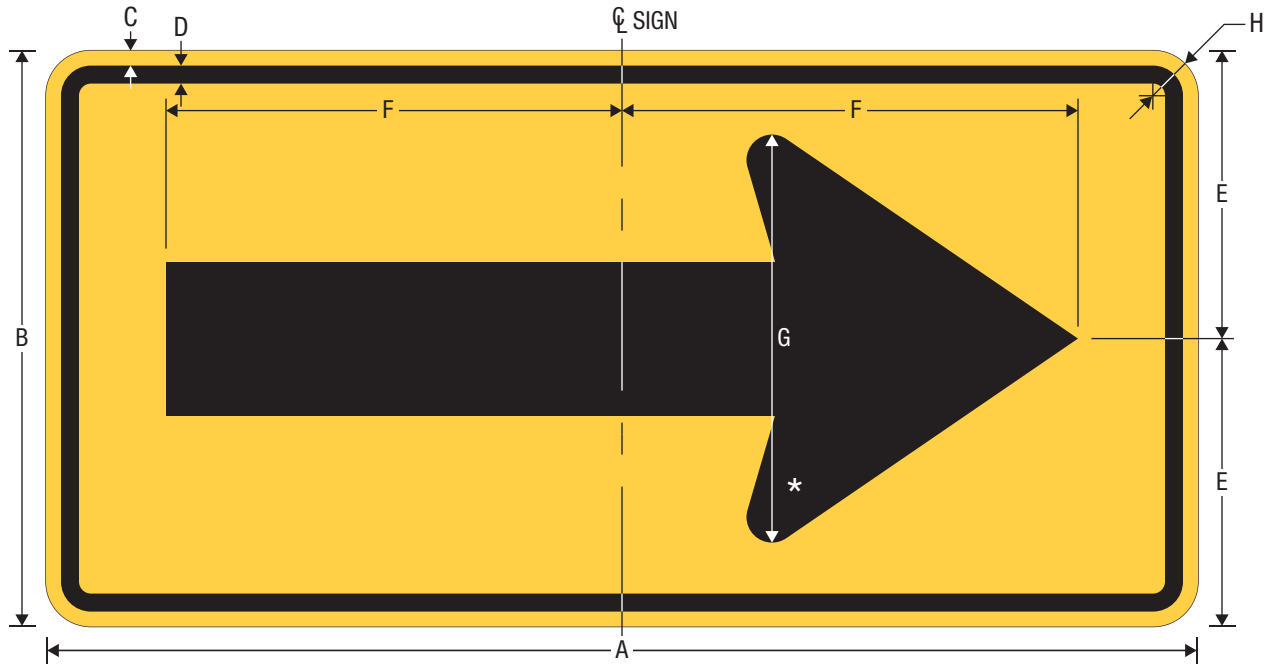


* See page 7-3 for arrow design.


A	B	C	D	E	F	G	H	J	K	L	M	N	P
18	0.375	0.625	7	1.827	2.672	5.5	3.736	1.800	0.600	1.064	2.400	7.125	1.5
30	0.5	0.75	11.667	3.044	4.453	9.167	6.227	3	1	1.773	4	11.875	1.875
36	0.625	0.875	14	3.653	5.344	11	7.472	3.6	1.200	2.128	4.8	14.25	2.25
48	0.75	1.25	18.667	4.871	7.125	14.667	9.963	4.8	1.600	2.838	6.400	19	3

WARNING SIGN
 COLORS: LEGEND, BORDER – BLACK
 BACKGROUND – YELLOW (RETROREFLECTIVE)

TTC SIGN
 COLORS: LEGEND, BORDER – BLACK
 BACKGROUND – ORANGE (RETROREFLECTIVE)



W1-6R
LARGE ARROW (1-DIRECTION)



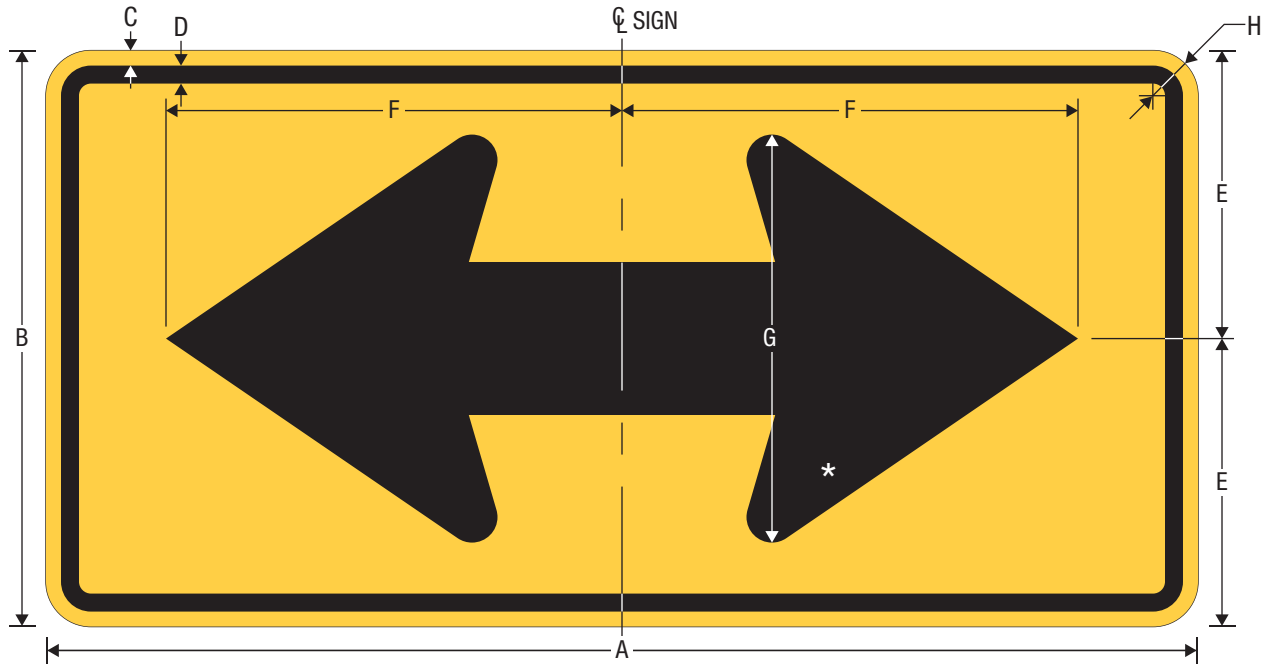
W1-6L

* See page 7-3 for arrow design.

A	B	C	D	E	F	G	H
24	12	0.375	0.625	6	9.5	8.5	1.5
36	18	0.375	0.625	9	14.25	12.75	1.5
48	24	0.625	0.75	12	19	17	1.875
60	30	0.625	0.875	15	23.75	21.25	2.25

WARNING SIGN
 COLORS: LEGEND, BORDER – BLACK
 BACKGROUND – YELLOW (RETROREFLECTIVE)

TTC SIGN
 COLORS: LEGEND, BORDER – BLACK
 BACKGROUND – ORANGE (RETROREFLECTIVE)

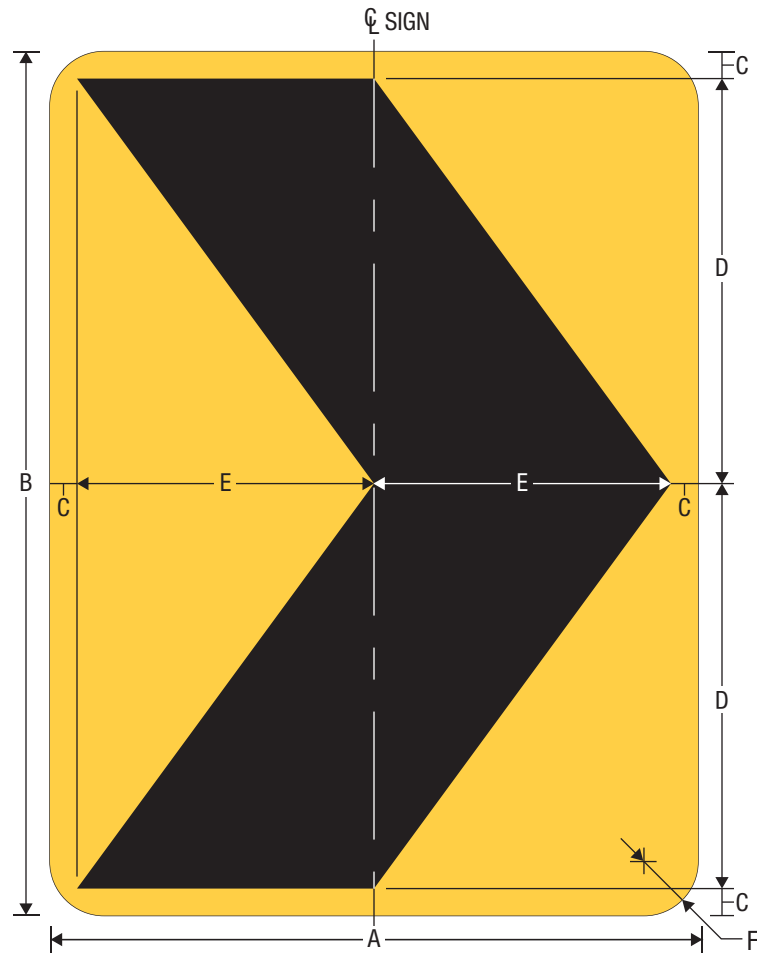


W1-7
LARGE ARROW (2-DIRECTION)

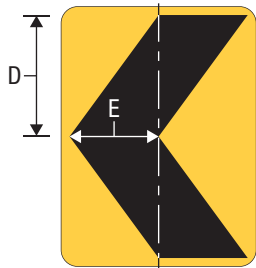
* See page 7-3 for arrow design.

A	B	C	D	E	F	G	H
24	12	0.375	0.625	6	9.5	8.5	1.5
36	18	0.375	0.625	9	14.25	12.75	1.5
48	24	0.625	0.75	12	19	17	1.875
60	30	0.625	0.875	15	23.75	21.25	2.25

COLORS: LEGEND, BORDER — BLACK
BACKGROUND — YELLOW (RETROREFLECTIVE)



W1-8R
CHEVRON ALIGNMENT



W1-8L

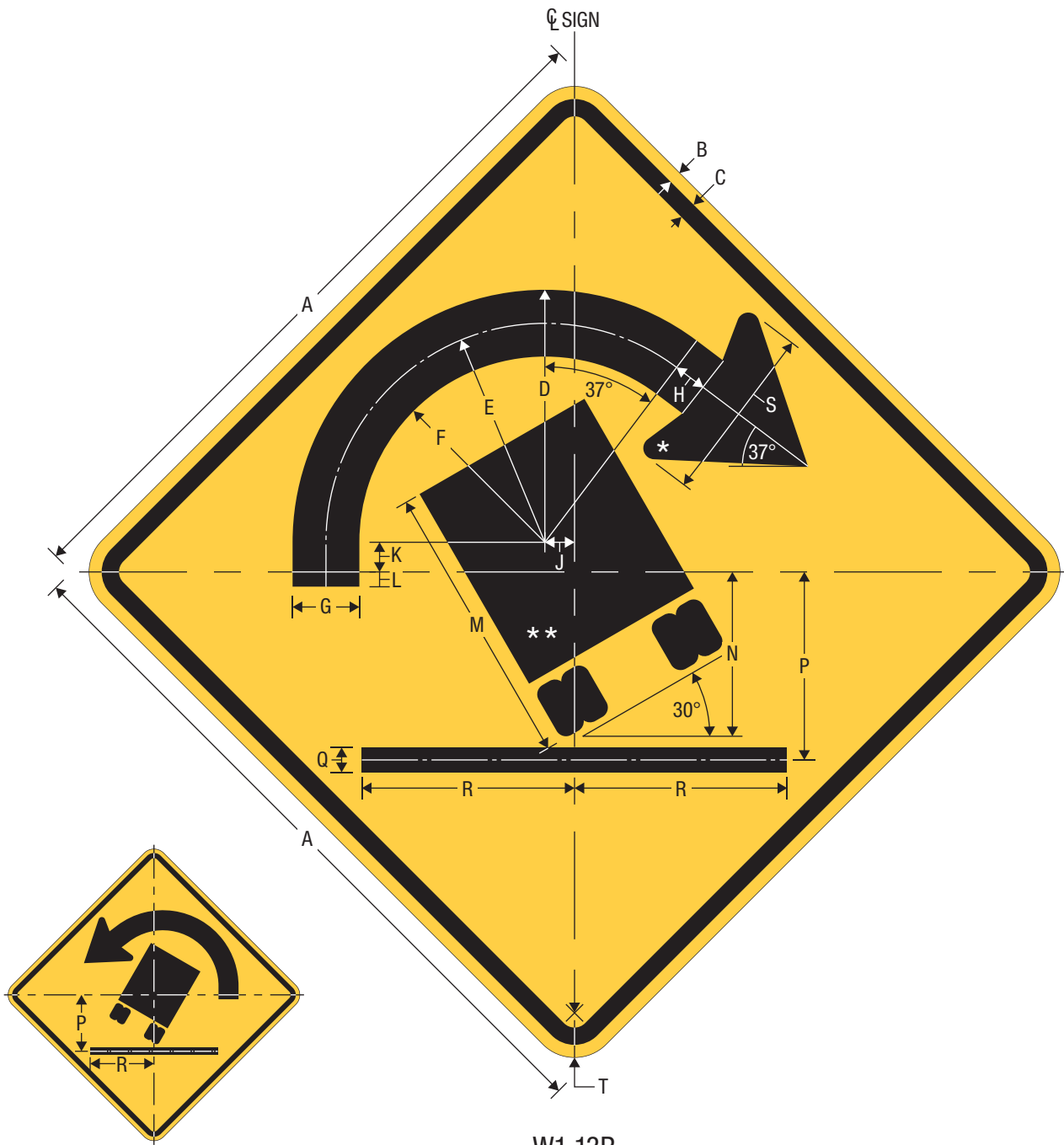
A	B	C	D	E	F
12	18	0.5	8.5	5.5	1.5
18	24	0.75	11.25	8.25	1.5
24	30	0.875	14.125	11.125	1.5
30	36	1	17	14	1.875
36	48	1.125	22.875	16.875	2.25

WARNING SIGN
COLORS: LEGEND
BACKGROUND
NO BORDER

— BLACK
— YELLOW (RETROREFLECTIVE)

TTC SIGN
COLORS: LEGEND
BACKGROUND
NO BORDER

— BLACK
— ORANGE (RETROREFLECTIVE)



W1-13L

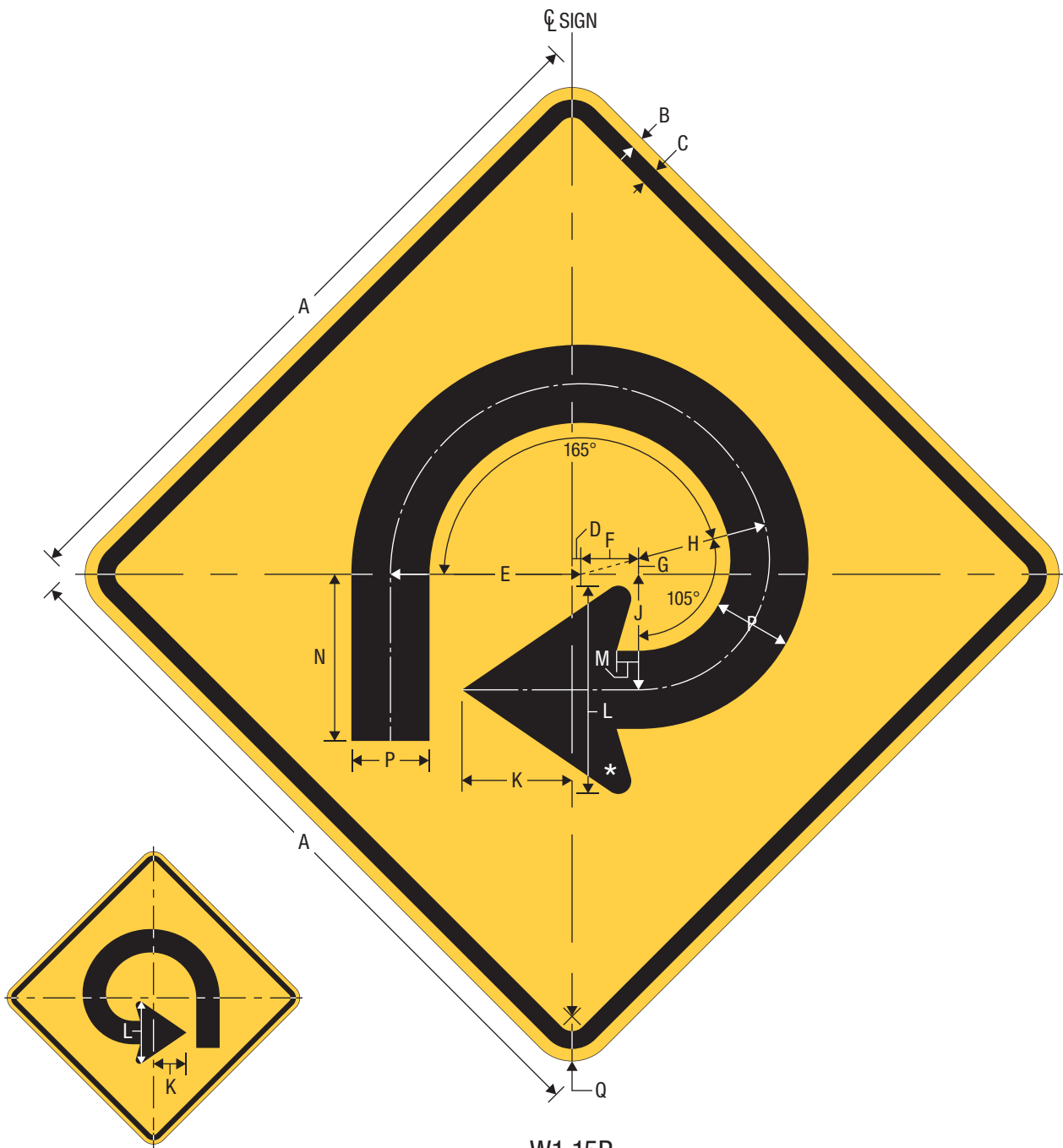
W1-13R
TRUCK ROLLOVER

* See page 7-3 for arrow design.
** See page 8-74 for symbol design.

A	B	C	D	E	F	G	H	J
36	0.625	0.875	12.751	11.063	9.376	3.375	1.635	1.5
48	0.75	1.25	17	14.75	12.50	4.5	2.179	2

K	L	M	N	P	Q	R	S	T
1.5	0.75	14.374	8.303	9.5	1.25	10.75	9	2.25
2	1	19.166	11.070	12.667	1.667	14.333	12	3

COLORS: LEGEND, BORDER – BLACK
BACKGROUND – YELLOW (RETROREFLECTIVE)



W1-15L


W1-15R
270-DEGREE CURVE

* See page 7-3 for arrow design.

A	B	C	D	E	F	G	H
30	0.5	0.75	0.375	8	2.415	0.647	5.500
36	0.625	0.875	0.450	9.600	2.898	0.776	6.600
48	0.75	1.25	0.6	12.800	3.864	1.035	8.800

J	K	L	M	N	P	Q
4.853	4.623	8.75	0.920	7	3.281	1.875
5.824	5.526	10.5	1.105	8.400	3.938	2.25
7.765	7.396	14	1.473	11.200	5.25	3

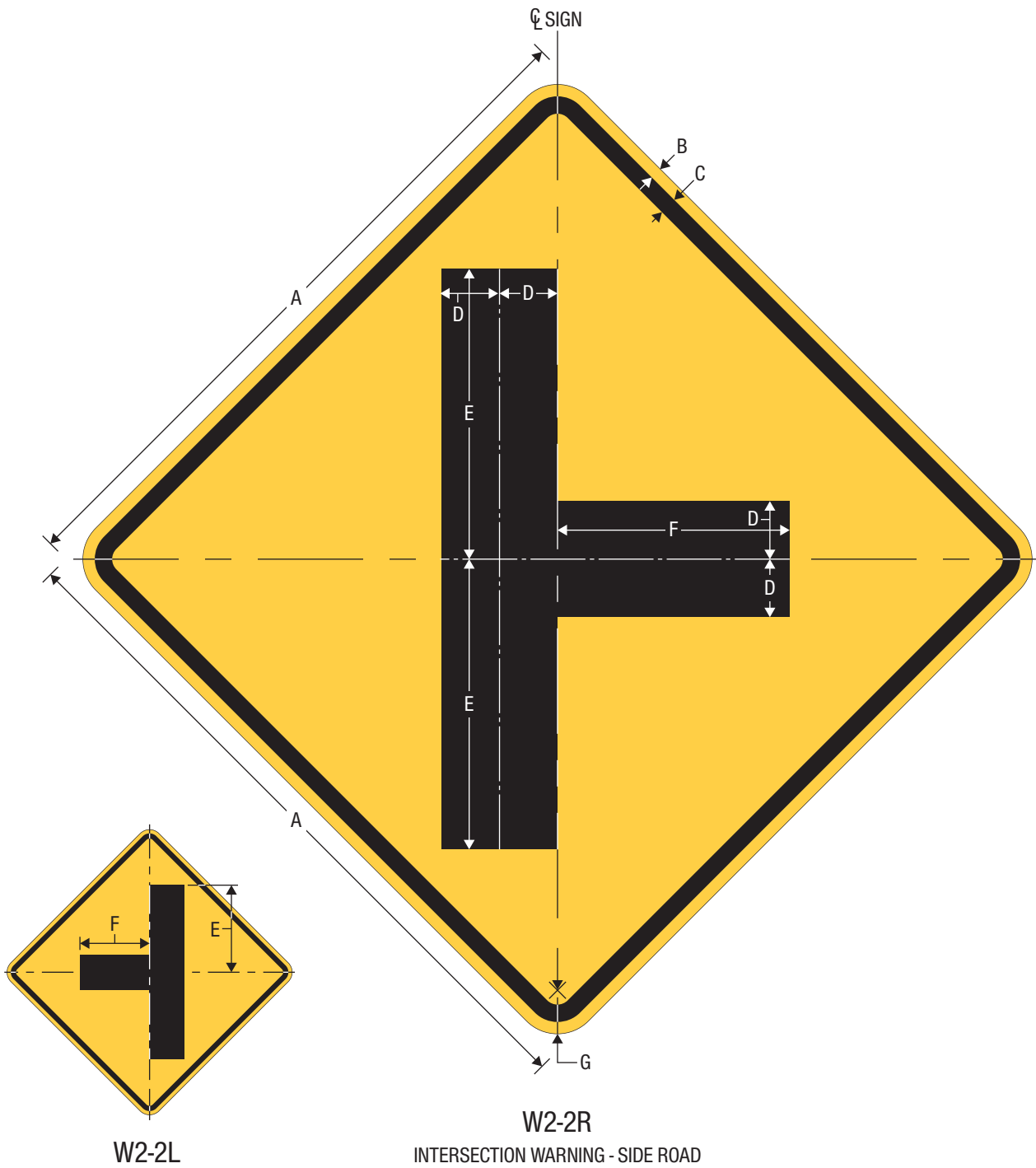
COLORS: LEGEND, BORDER — BLACK
BACKGROUND — YELLOW (RETROREFLECTIVE)



W2-1
INTERSECTION WARNING - CROSSROAD

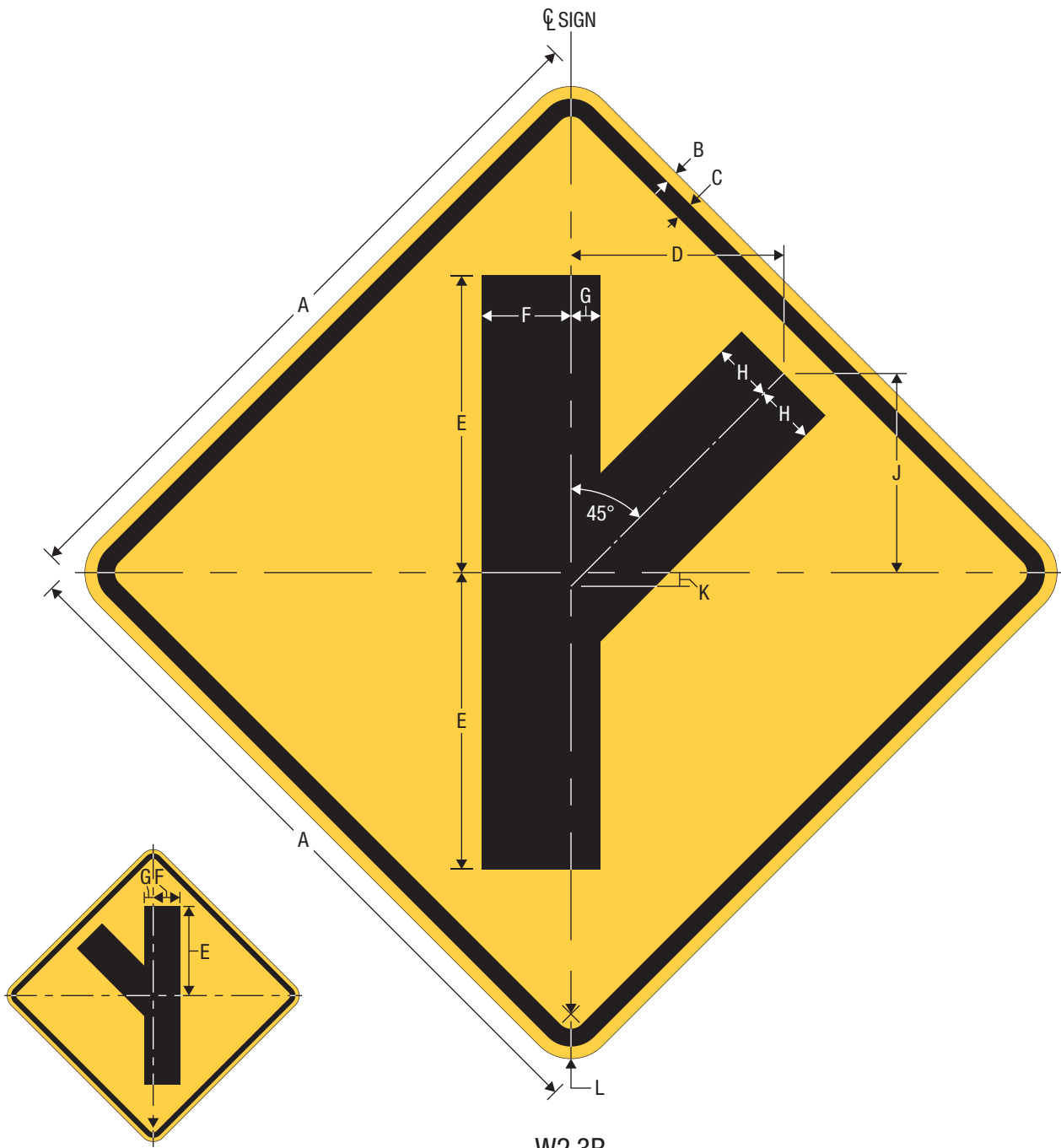
A	B	C	D	E	F
18	0.375	0.625	1.5	7.5	1.5
24	0.375	0.625	2	10	1.5
30	0.5	0.75	2.5	12.5	1.875
36	0.625	0.875	3	15	2.25
48	0.75	1.25	4	20	3

COLORS: LEGEND, BORDER — BLACK
BACKGROUND — YELLOW (RETROREFLECTIVE)



A	B	C	D	E	F	G
18	0.375	0.625	1.5	7.5	6	1.5
24	0.375	0.625	2	10	8	1.5
30	0.5	0.75	2.5	12.5	10	1.875
36	0.625	0.875	3	15	12	2.25
48	0.75	1.25	4	20	16	3

COLORS: LEGEND, BORDER — BLACK
BACKGROUND — YELLOW (RETROREFLECTIVE)



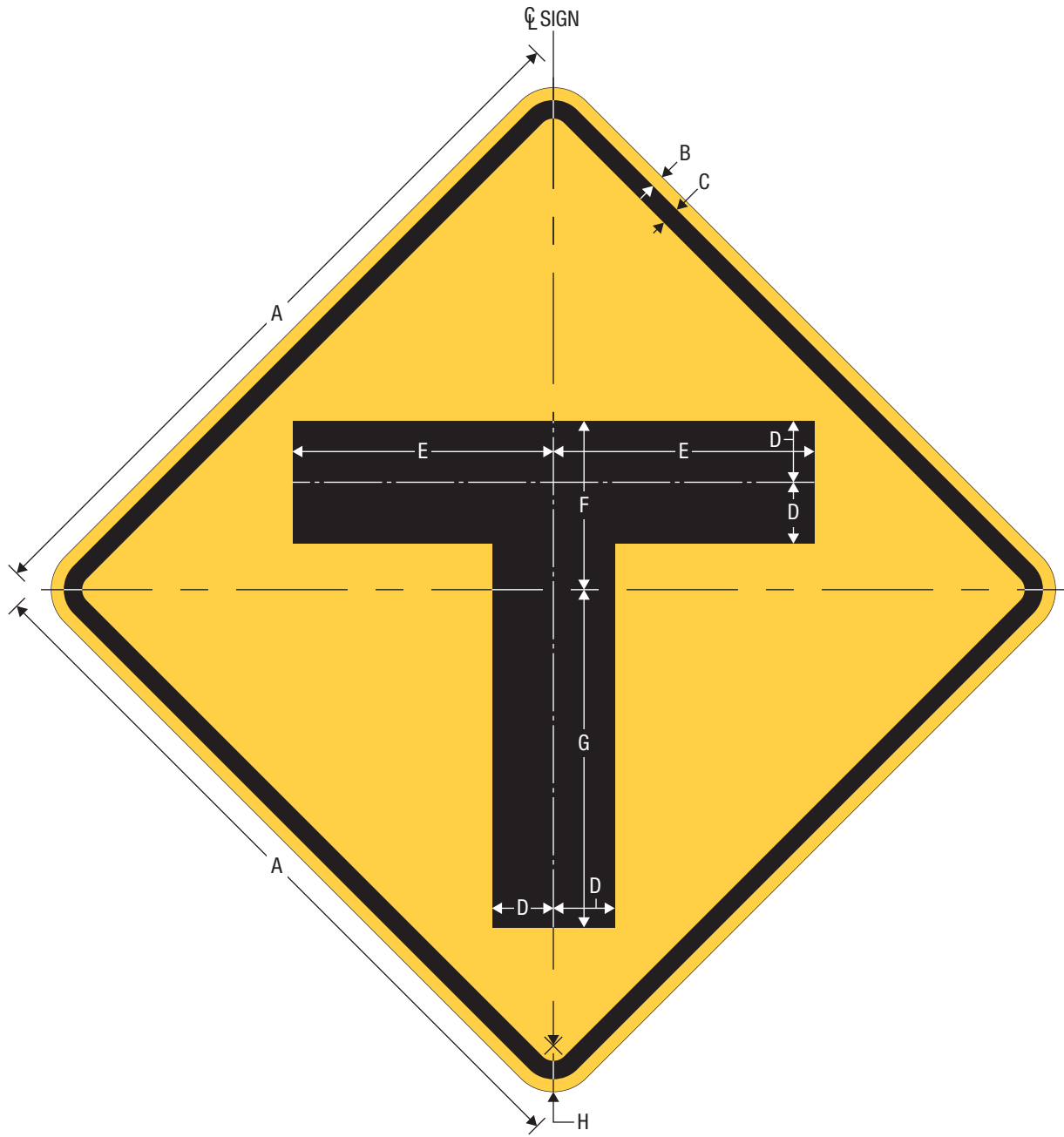
W2-3L

W2-3R

INTERSECTION WARNING - OBLIQUE SIDE ROAD (OBTUSE)

A	B	C	D	E	F	G	H	J	K	L
18	0.375	0.625	5.400	7.5	2.25	0.75	1.5	4.987	0.413	1.5
24	0.375	0.625	7.200	10	3	1	2	6.650	0.550	1.5
30	0.5	0.75	9	12.5	3.75	1.25	2.5	8.313	0.688	1.875
36	0.625	0.875	10.800	15	4.5	1.5	3	9.975	0.825	2.25
48	0.75	1.25	14.400	20	6	2	4	13.300	1.100	3

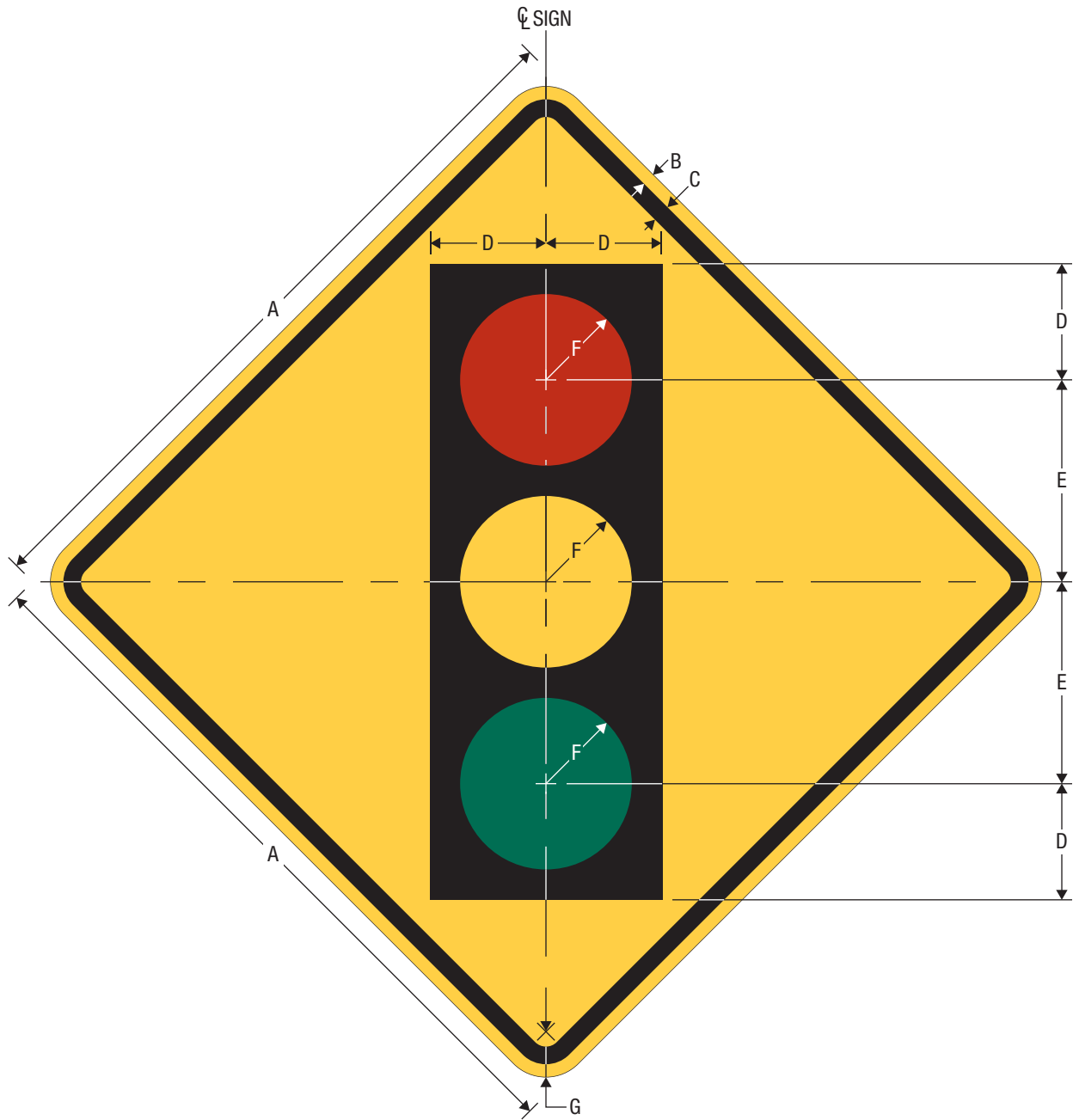
COLORS: LEGEND, BORDER – BLACK
BACKGROUND – YELLOW (RETROREFLECTIVE)



W2-4
INTERSECTION WARNING - T-INTERSECTION

A	B	C	D	E	F	G	H
18	0.375	0.625	1.5	6.375	4.125	8.25	1.5
24	0.375	0.625	2	8.5	5.5	11	1.5
30	0.5	0.75	2.5	10.625	6.875	13.75	1.875
36	0.625	0.875	3	12.75	8.25	16.5	2.25
48	0.75	1.25	4	17	11	22	3

COLORS: LEGEND, BORDER — BLACK
BACKGROUND — YELLOW (RETROREFLECTIVE)



W3-3
SIGNAL AHEAD

A	B	C	D	E	F	G
18	0.375	0.625	3	5	2.25	1.5
30	0.5	0.75	5	8.75	3.75	1.875
36	0.625	0.875	5.75	10	4.25	2.25
48	0.75	1.25	7.5	12.5	5	3

WARNING SIGN

COLORS: LEGEND, BORDER — BLACK
 TOP CIRCLE — RED (RETROREFLECTIVE)
 MIDDLE CIRCLE — YELLOW (RETROREFLECTIVE)
 BOTTOM CIRCLE — GREEN (RETROREFLECTIVE)
 BACKGROUND — YELLOW (RETROREFLECTIVE)

TTC SIGN

COLORS: LEGEND, BORDER — BLACK
 TOP CIRCLE — RED (RETROREFLECTIVE)
 MIDDLE CIRCLE — YELLOW (RETROREFLECTIVE)
 BOTTOM CIRCLE — GREEN (RETROREFLECTIVE)
 BACKGROUND — ORANGE (RETROREFLECTIVE)



W3-4
BE PREPARED TO STOP

A	B	C	D	E	F	G	H	J	K	L	M	N	P	Q
30	0.5	0.75	5 C	2.75	4.25	0.75	3.102	3.101	14.005	6.103	3	2.026	11.129	1.875
36	0.625	0.875	6 C	3.5	5	1	3.722	3.721	16.806	7.323	3.5	2.482	13.304	2.25
48	0.75	1.25	8 C	4.75	6.75	1.25	4.962	4.962	22.408	9.764	4.5	3.392	17.656	3

COLORS: LEGEND, BORDER – BLACK
BACKGROUND – YELLOW (RETROREFLECTIVE)



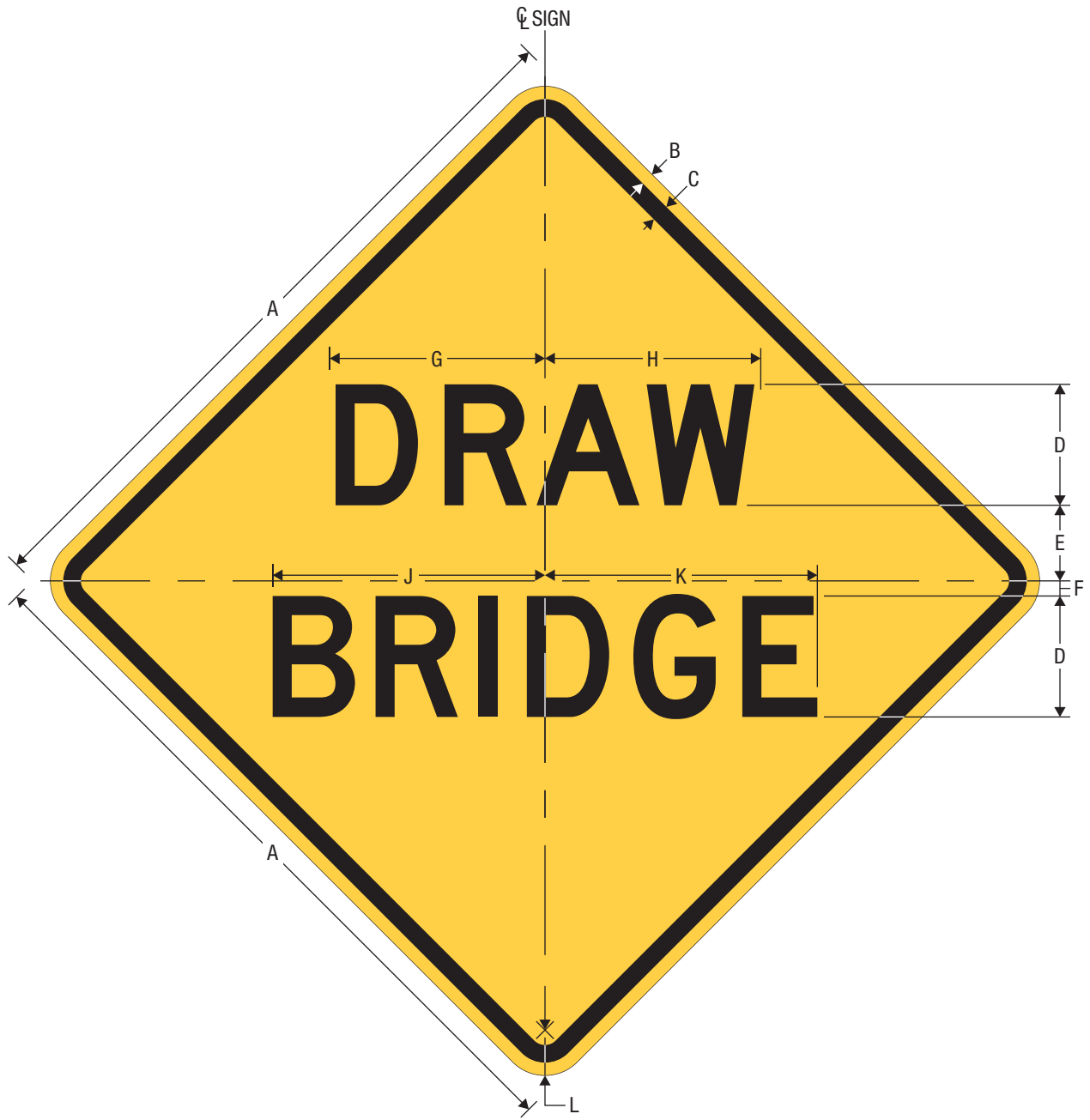
W3-5a
XX MPH SPEED ZONE AHEAD

A	B	C	D	E	F	G	H
30	0.5	0.75	4 C	3	2	VAR	2.25
36	0.625	0.875	5 C	3.625	2.5	VAR	3
48	0.75	1.25	7 C	4.625	3.5	VAR	3.25

J	K	L	M	N	P	Q
8.804	13.645	2.5	11.164	7.003	7.002	1.875
11.005	17.056	3.125	13.955	8.753	8.753	2.25
15.407	23.879	4.25	19.537	12.255	12.254	3

WARNING SIGN
 COLORS: LEGEND, BORDER — BLACK
 BACKGROUND — YELLOW (RETROREFLECTIVE)

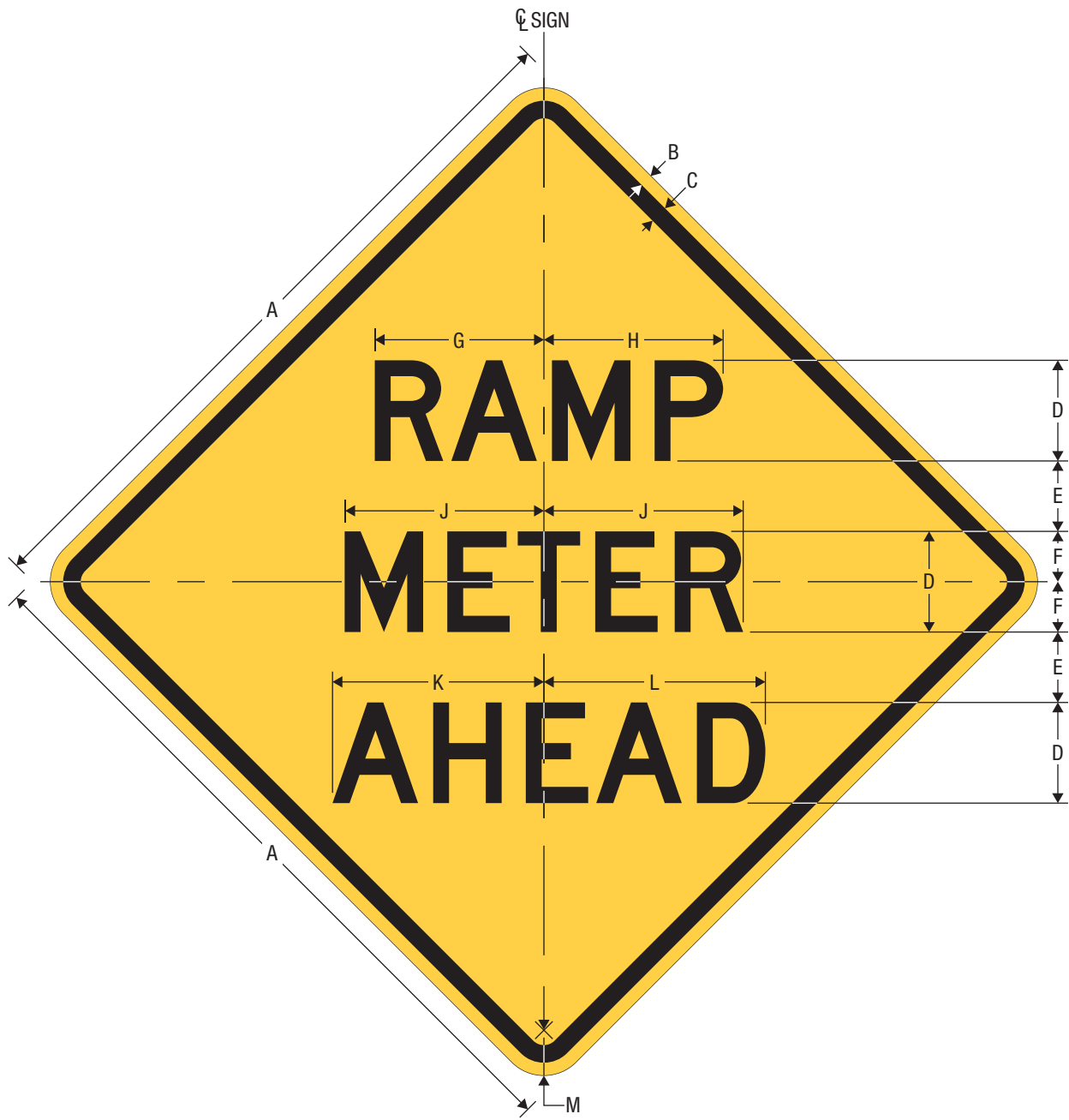
TTC SIGN
 COLORS: LEGEND, BORDER — BLACK
 BACKGROUND — ORANGE (RETROREFLECTIVE)



W3-6
DRAW BRIDGE

A	B	C	D	E	F	G	H	J	K	L
36	0.625	0.875	6 D	3.75	0.75	10.388	10.387	13.510	13.510	2.25
48	0.75	1.25	8 D	4.5	1.5	13.850	13.850	18.013	18.013	3
60	0.75	1.25	10 D	5.25	2.25	17.313	17.312	22.517	22.516	3

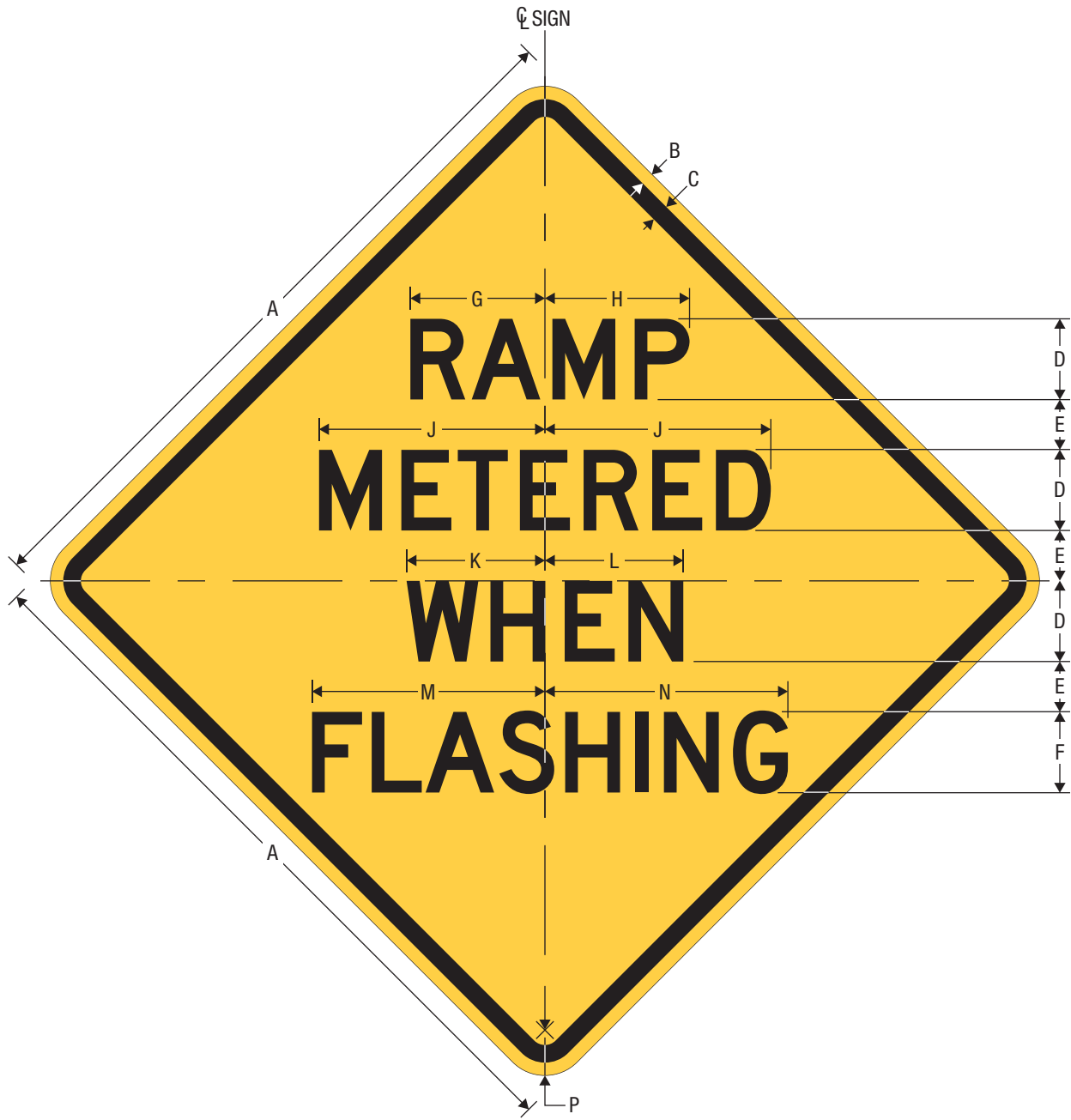
COLORS: LEGEND, BORDER — BLACK
BACKGROUND — YELLOW (RETROREFLECTIVE)



W3-7
RAMP METER AHEAD

A	B	C	D	E	F	G	H	J	K	L	M
36	0.625	0.875	5 D	3.5	2.5	8.407	8.906	9.905	10.507	11.007	2.25

COLORS: LEGEND, BORDER — BLACK
BACKGROUND — YELLOW (RETROREFLECTIVE)

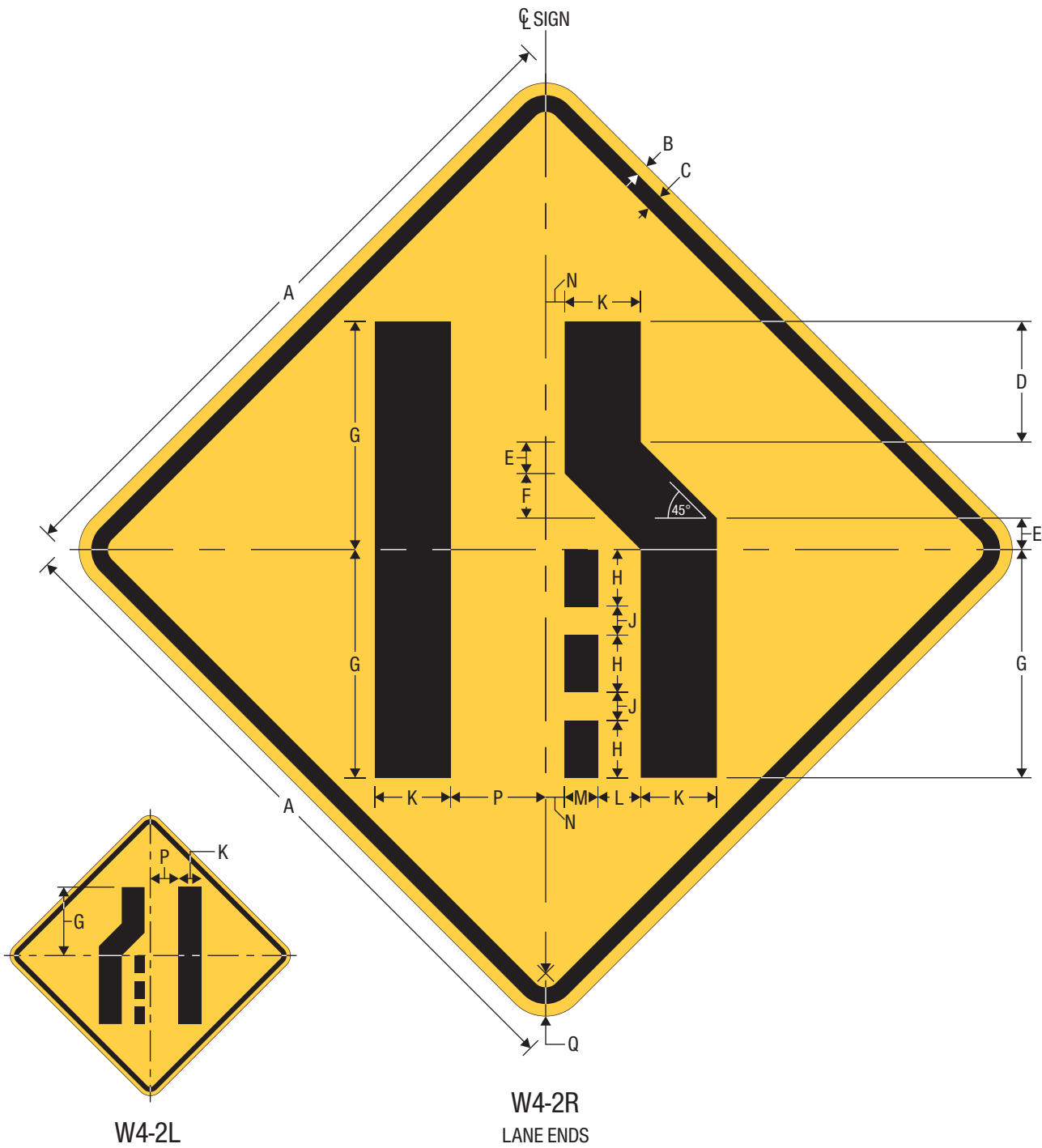


W3-8
RAMP METERED WHEN FLASHING

* Reduce Spacing 20%.

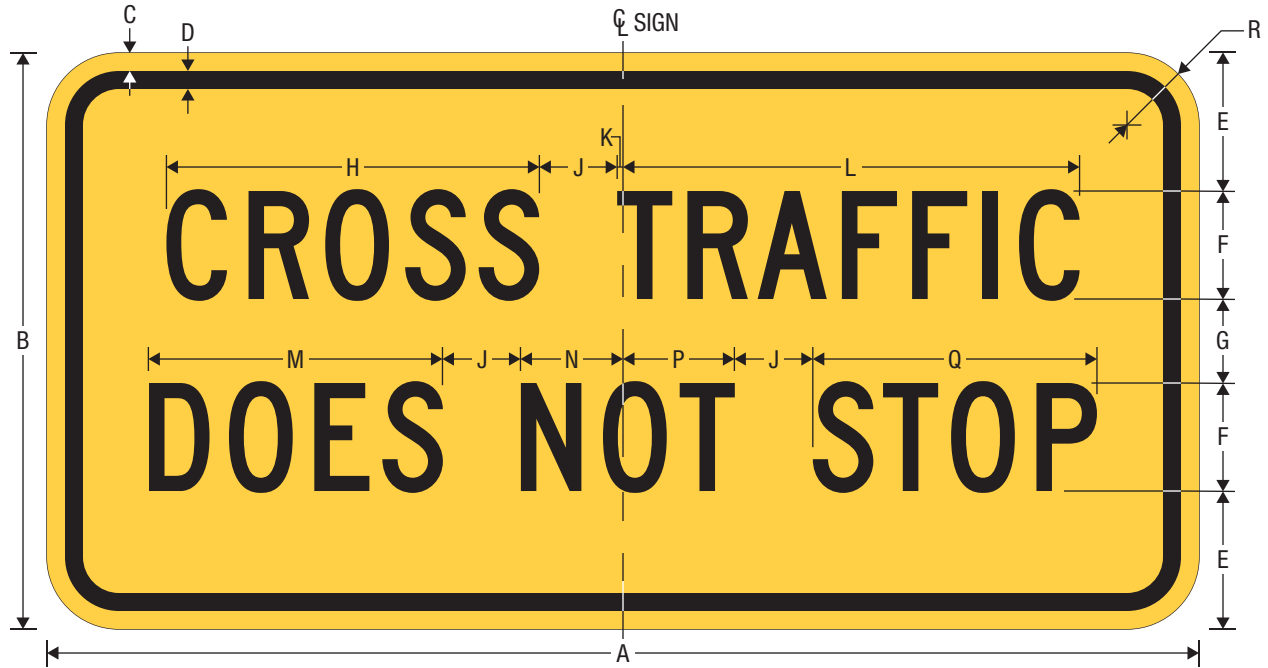
A	B	C	D	E	F	G	H	J	K	L	M	N	P
36	0.625	0.875	4 D	2.5	4 D*	6.675	7.175	11.206	6.865	6.864	11.554	12.054	2.25

COLORS: LEGEND, BORDER — BLACK
BACKGROUND — YELLOW (RETROREFLECTIVE)



A	B	C	D	E	F	G	H	J	K	L	M	N	P	Q
30	0.5	0.75	5.290	1.398	1.914	10	2.5	1.25	3.375	1.813	1.5	0.875	4.188	1.875
36	0.625	0.875	6.344	1.656	2.344	12	3	1.5	4	2.25	1.75	1	5	2.25
48	0.75	1.25	8.336	2.226	3.212	16	4	2	5.375	3.063	2.375	1.25	6.688	3

COLORS: LEGEND, BORDER – BLACK
BACKGROUND – YELLOW (RETROREFLECTIVE)



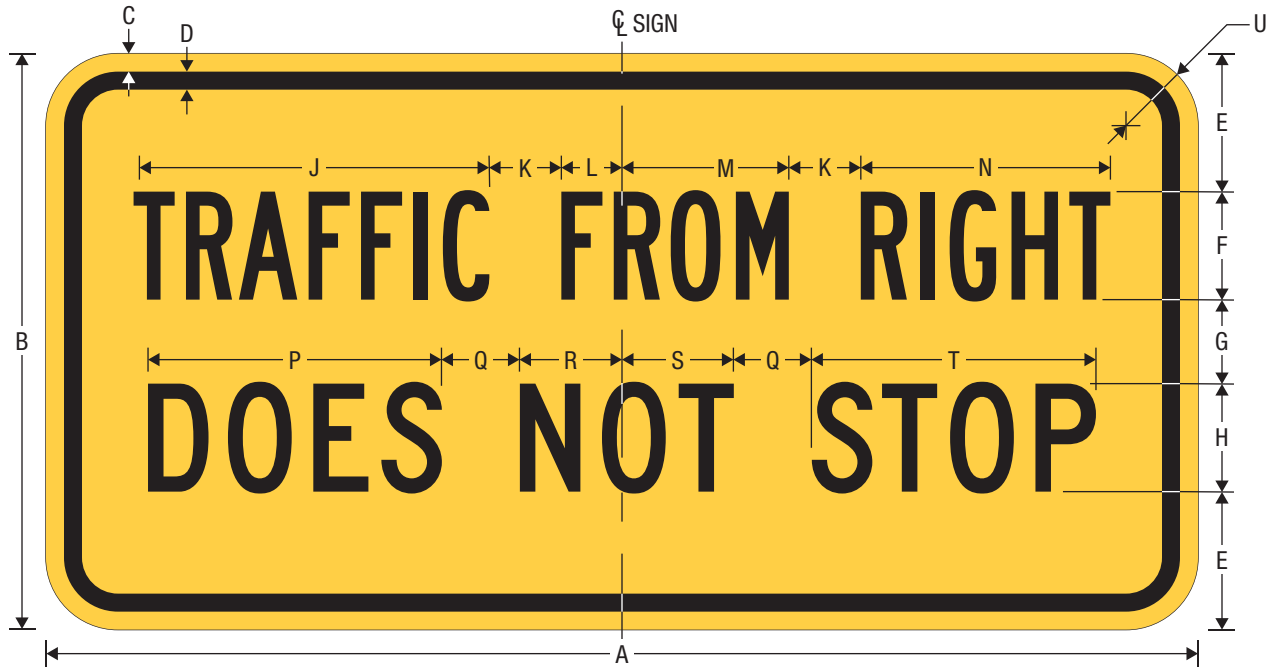
W4-4P

CROSS TRAFFIC DOES NOT STOP (PLAQUE)

A	B	C	D	E	F	G	H
24	12	0.375	0.375	2.875	2.25 C	1.75	7.765
36	18	0.375	0.5	4	3.5 C	3	12.079
48	24	0.625	0.625	5.75	4.5 C	3.5	15.531

J	K	L	M	N	P	Q	R
1.625	0.122	9.511	6.122	2.127	2.330	5.920	1.5
2.5	0.203	14.782	9.524	3.309	3.624	9.209	1.5
3.25	0.243	19.024	12.245	4.254	4.659	11.840	1.875

COLORS: LEGEND, BORDER — BLACK
BACKGROUND — YELLOW (RETROREFLECTIVE)



W4-4aPR

TRAFFIC FROM RIGHT DOES NOT STOP (PLAQUE)

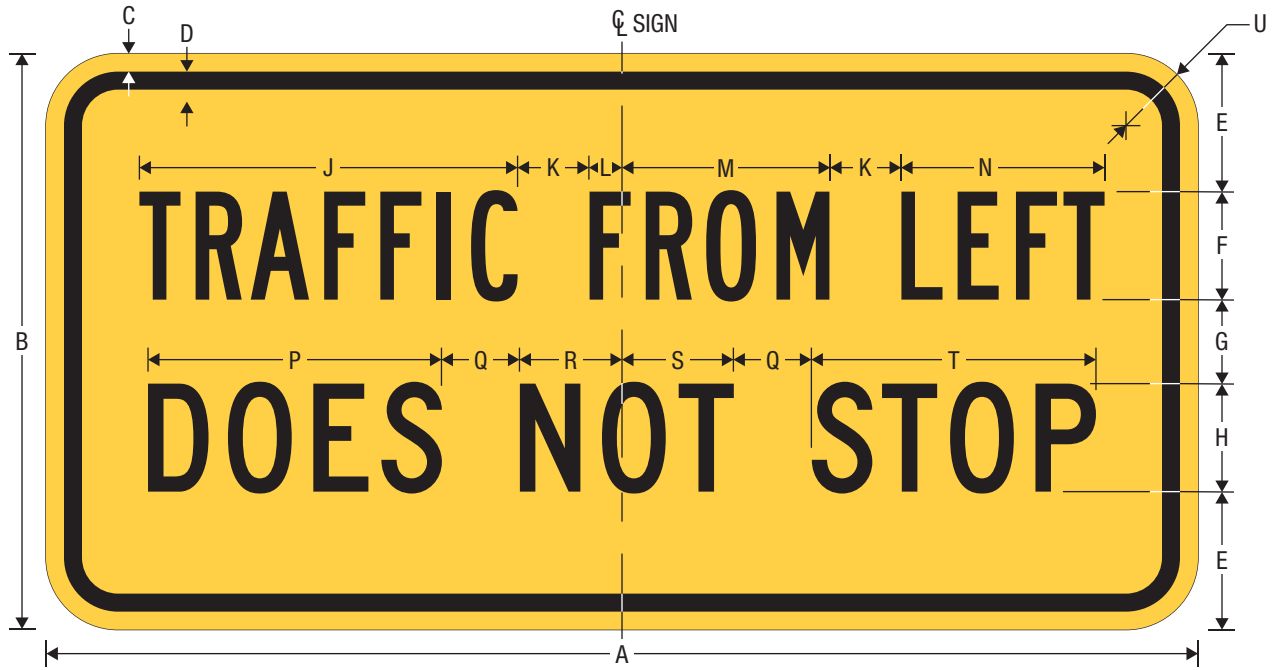
* Reduce Spacing 25%.

A	B	C	D	E	F	G	H	J	K
24	12	0.375	0.375	2.875	2.25 B*	1.75	2.25 C	7.412	1.5
36	18	0.375	0.5	4	3.5 B*	3	3.5 C	11.529	2.5
48	24	0.625	0.625	5.75	4.5 B*	3.5	4.5 C	14.823	3

L	M	N	P	Q	R	S	T	U
1.264	3.475	5.200	6.122	1.625	2.128	2.329	5.920	1.5
1.965	5.406	8.089	9.524	2.5	3.309	3.624	9.209	1.5
2.527	6.950	10.400	12.245	3.25	4.254	4.659	11.840	1.875

COLORS: LEGEND, BORDER — BLACK
BACKGROUND — YELLOW (RETROREFLECTIVE)

3-45-1



W4-4aPL

TRAFFIC FROM RIGHT DOES NOT STOP (PLAQUE)

A	B	C	D	E	F	G	H	J	K
24	12	0.375	0.375	2.875	2.25 B	1.75	2.25 C	7.878	1.5
36	18	0.375	0.5	4	3.5 B	3	3.5 C	12.255	2.5
48	24	0.625	0.625	5.75	4.5 B	3.5	4.5 C	15.757	3

L	M	N	P	Q	R	S	T	U
0.676	4.321	4.232	6.122	1.625	2.128	2.329	5.920	1.5
1.051	6.723	6.584	9.524	2.5	3.309	3.624	9.209	1.5
1.352	8.643	8.465	12.245	3.25	4.254	4.659	11.840	1.875

COLORS: LEGEND, BORDER — BLACK
BACKGROUND — YELLOW (RETROREFLECTIVE)



W4-4bP

ONCOMING TRAFFIC DOES NOT STOP (PLAQUE)

A	B	C	D	E	F	G	H	J
24	12	0.375	0.375	2.875	2.25 B	1.75	2.25 C	9.889
36	18	0.375	0.5	4	3.5 B	3	3.5 C	15.466
48	24	0.625	0.625	5.75	4.5 B	3.5	4.5 C	19.770

K	L	M	N	P	Q	R	S	T
0.510	1.5	7.878	6.122	1.625	2.127	2.330	5.920	1.5
0.710	2.5	12.255	9.524	2.5	3.309	3.624	9.209	1.5
1.028	3	15.757	12.245	3.25	4.254	4.659	11.840	1.875

COLORS: LEGEND, BORDER — BLACK
BACKGROUND — YELLOW (RETROREFLECTIVE)



W4-5aP
NO MERGE AREA (PLAQUE)

* Reduce Spacing 20%.

A	B	C	D	E	F	G	H	J	K	L	M	N	P
18	24	0.375	0.625	3.5	4 C	2.5	4 C*	2.701	2.701	6.787	5.502	5.502	1.5
24	30	0.375	0.625	4.25	5 C	3.25	5 C	3.377	3.376	8.854	6.878	6.877	1.5

WARNING SIGN
 COLORS: LEGEND, BORDER – BLACK
 BACKGROUND – YELLOW (RETROREFLECTIVE)

TTC SIGN
 COLORS: LEGEND, BORDER – BLACK
 BACKGROUND – ORANGE (RETROREFLECTIVE)



W5-1
ROAD NARROWS

A	B	C	D	E	F	G	H	J	K	L	M
30	0.5	0.75	5 D	3	1.75	3.25	8.382	8.381	15.012	15.011	1.875
36	0.625	0.875	6 D	3.5	2	4	10.058	10.057	18.014	18.013	2.25
48	0.75	1.25	8 D	4	3	5	13.410	13.410	24.018	24.018	3

WARNING SIGN
 COLORS: LEGEND, BORDER — BLACK
 BACKGROUND — YELLOW (RETROREFLECTIVE)

TTC SIGN
 COLORS: LEGEND, BORDER — BLACK
 BACKGROUND — ORANGE (RETROREFLECTIVE)



W5-2
NARROW BRIDGE

* Reduce Spacing 20%.

A	B	C	D	E	F	G	H	J	K
18	0.375	0.625	3 D*	0.375	1.125	7.641	7.640	6.455	1.5
30	0.5	0.75	5 D*	0.5	2	12.735	12.734	10.758	1.875
36	0.625	0.875	6 D*	0.75	2.25	15.282	15.281	12.910	2.25
48	0.75	1.25	8 D*	0.5	3.5	20.375	20.375	17.213	3

WARNING SIGN
 COLORS: LEGEND, BORDER — BLACK
 BACKGROUND — YELLOW (RETROREFLECTIVE)

TTC SIGN
 COLORS: LEGEND, BORDER — BLACK
 BACKGROUND — ORANGE (RETROREFLECTIVE)



W5-3
ONE LANE BRIDGE

A	B	C	D	E	F	G	H	J
30	0.5	0.75	5 C	3.25	10.404	13.205	9.578	1.875
36	0.625	0.875	6 C	4	12.485	15.846	11.494	2.25
48	0.75	1.25	8 C	5	16.646	21.128	15.325	3

WARNING SIGN
 COLORS: LEGEND, BORDER — BLACK
 BACKGROUND — YELLOW (RETROREFLECTIVE)

TTC SIGN
 COLORS: LEGEND, BORDER — BLACK
 BACKGROUND — ORANGE (RETROREFLECTIVE)



W5-4
RAMP NARROWS

A	B	C	D	E	F	G	H	J	K	L	M
30	0.5	0.75	5 D	2.75	1.25	3.75	8.657	8.656	15.012	15.011	1.875
36	0.625	0.875	6 D	3.25	1.75	4.25	10.388	10.387	18.014	18.013	2.25
48	0.75	1.25	8 D	4.25	2.25	5.75	13.850	13.850	24.018	24.018	3

WARNING SIGN
 COLORS: LEGEND, BORDER — BLACK
 BACKGROUND — YELLOW (RETROREFLECTIVE)

TTC SIGN
 COLORS: LEGEND, BORDER — BLACK
 BACKGROUND — ORANGE (RETROREFLECTIVE)

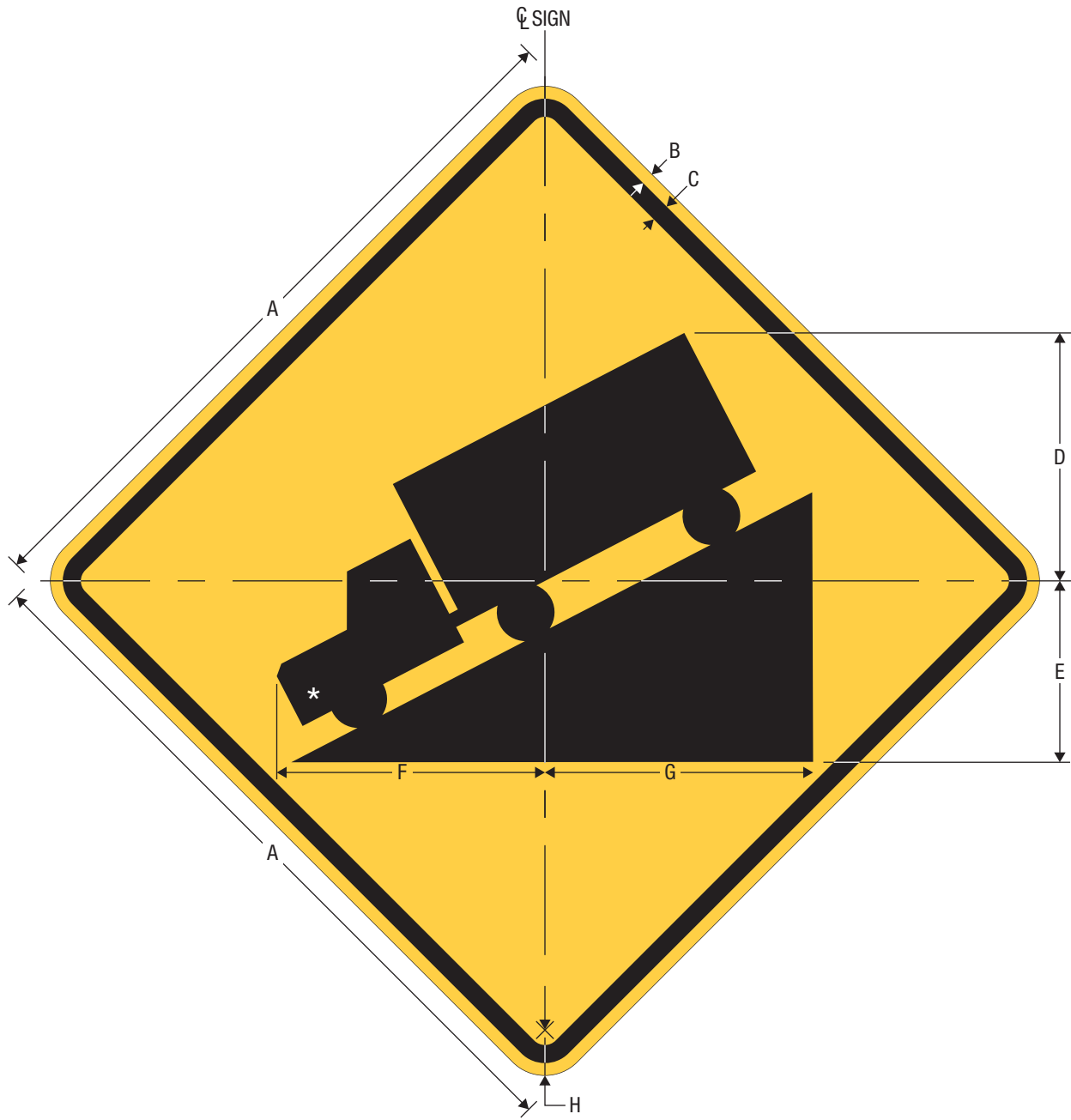


W5-4a
PATH NARROWS

Note: This sign shall only be used on shared-use paths.

A	B	C	D	E	F	G	H	J
18	0.375	0.625	3 C	1.625	3.887	3.886	7.563	1.5

COLORS: LEGEND, BORDER — BLACK
BACKGROUND — YELLOW (RETROREFLECTIVE)



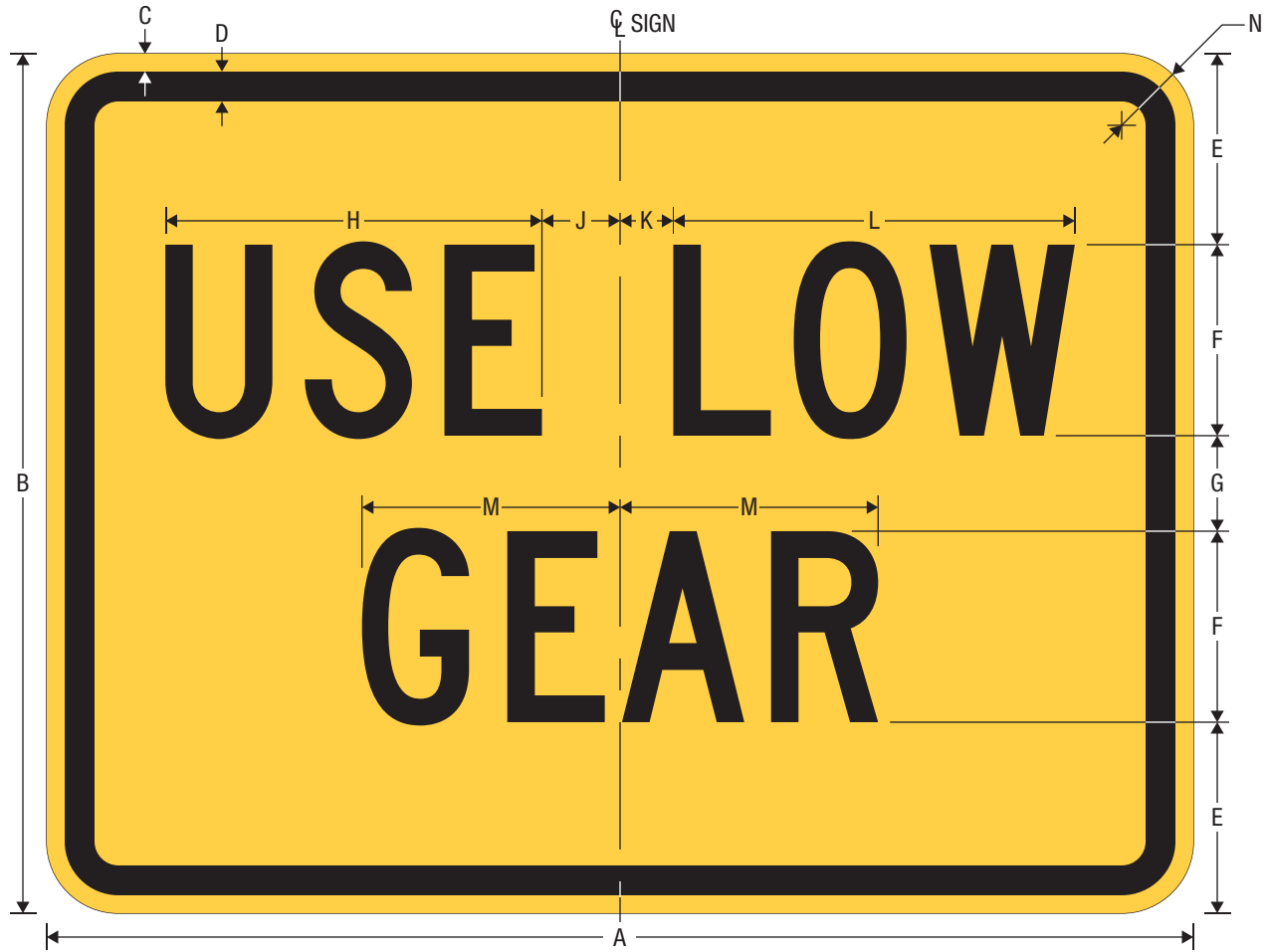
W7-1
HILL

* See page 8-28 for symbol design.

A	B	C	D	E	F	G	H
24	0.375	0.625	8	6	8.745	8.744	1.5
30	0.5	0.75	10.25	7.5	11.087	11.087	1.875
36	0.625	0.875	12.25	9	13.273	13.273	2.25
48	0.75	1.25	16	12	17.489	17.489	3

WARNING SIGN
 COLORS: LEGEND, BORDER — BLACK
 BACKGROUND — YELLOW (RETROREFLECTIVE)

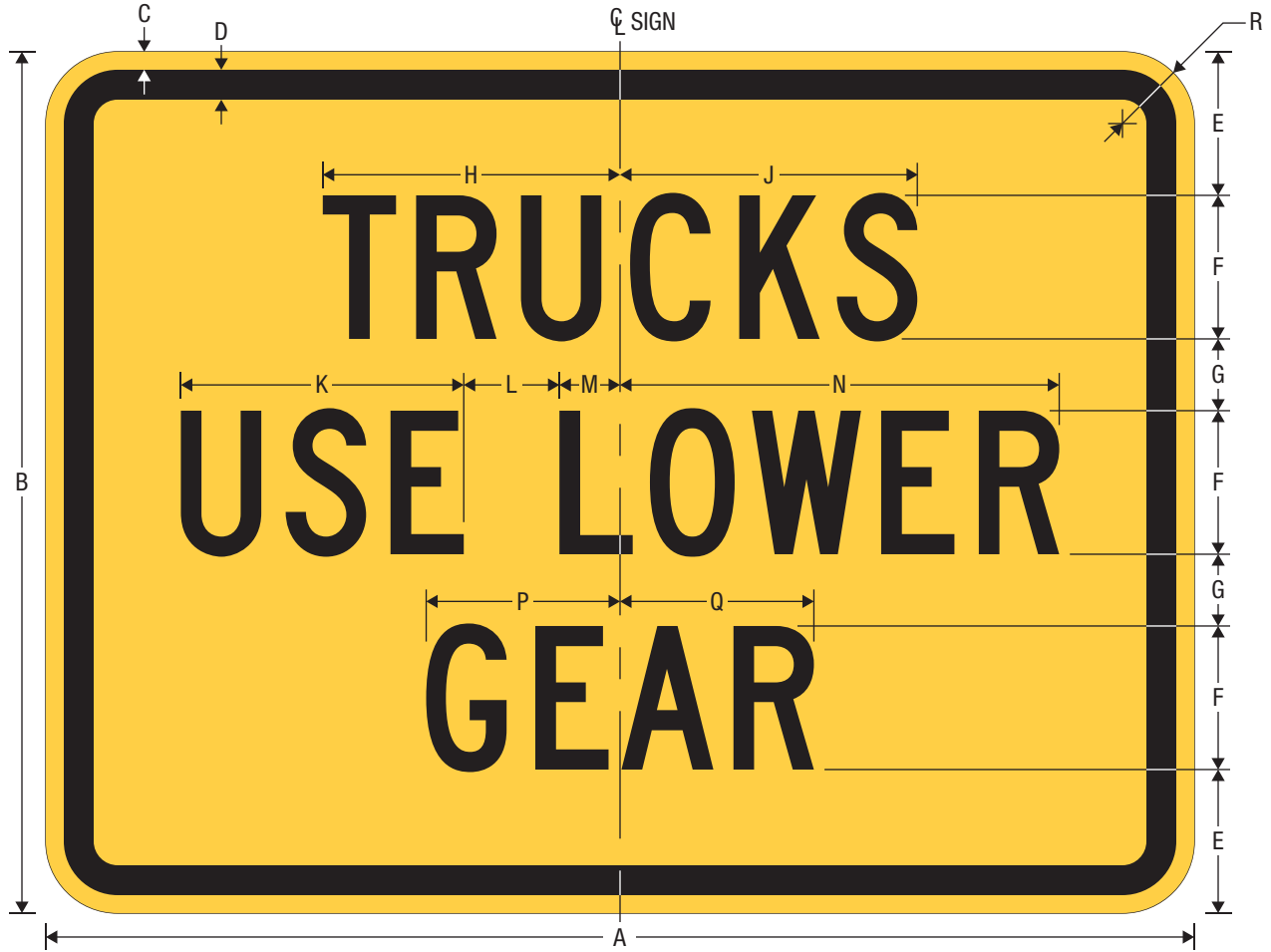
TTC SIGN
 COLORS: LEGEND, BORDER — BLACK
 BACKGROUND — ORANGE (RETROREFLECTIVE)



W7-2P
USE LOW GEAR (PLAQUE)

A	B	C	D	E	F	G	H	J	K	L	M	N
24	18	0.375	0.625	4	4 C	2	7.883	1.636	1.114	8.404	5.402	1.5

COLORS: LEGEND, BORDER – BLACK
BACKGROUND – YELLOW (RETROREFLECTIVE)



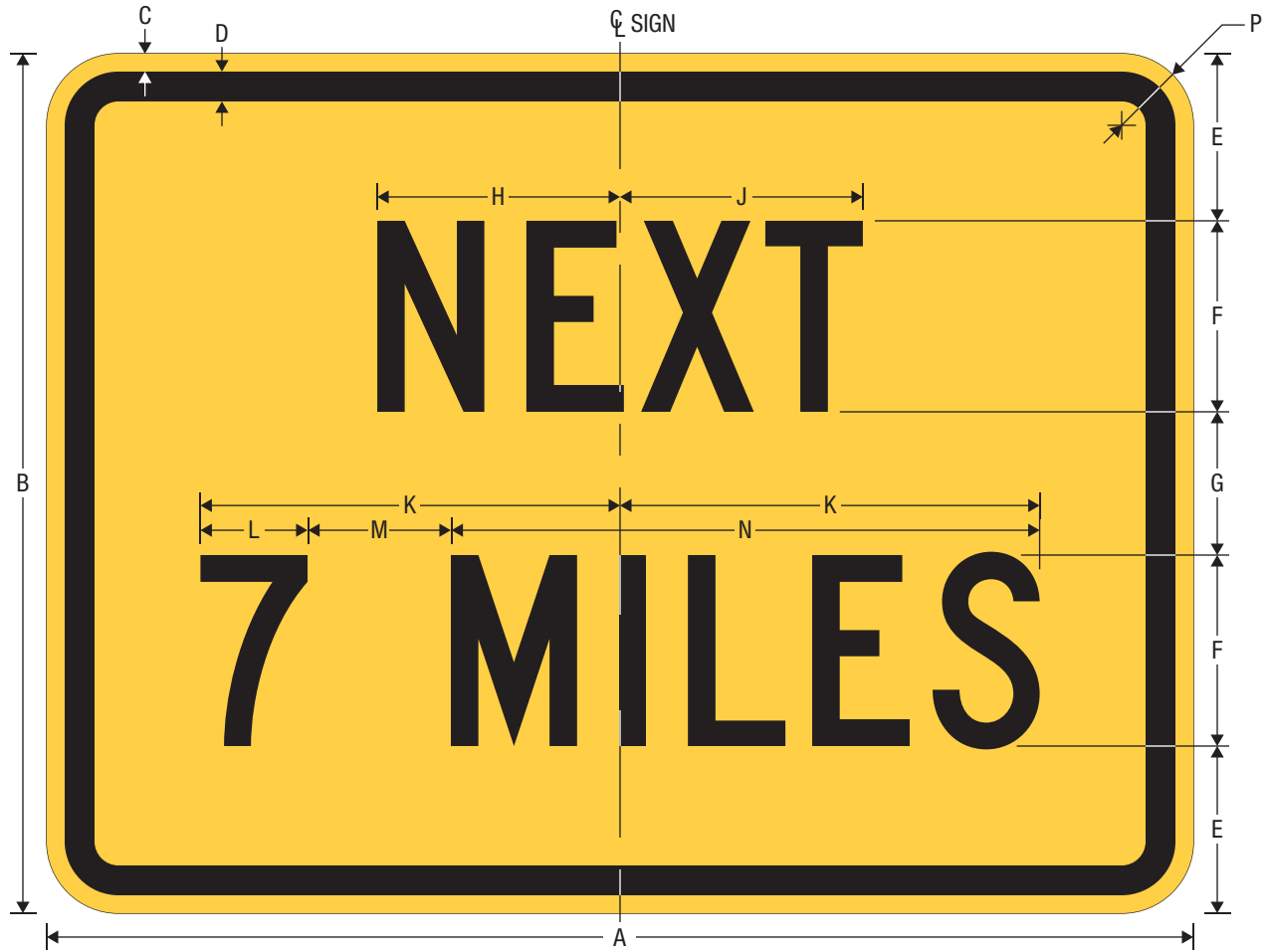
W7-2bP

TRUCKS USE LOWER GEAR (PLAQUE)

A	B	C	D	E	F	G	H
24	18	0.375	0.625	3	3 C	1.5	6.213

J	K	L	M	N	P	Q	R
6.212	5.912	2	1.266	9.179	4.052	4.051	1.5

COLORS: LEGEND, BORDER – BLACK
BACKGROUND – YELLOW (RETROREFLECTIVE)

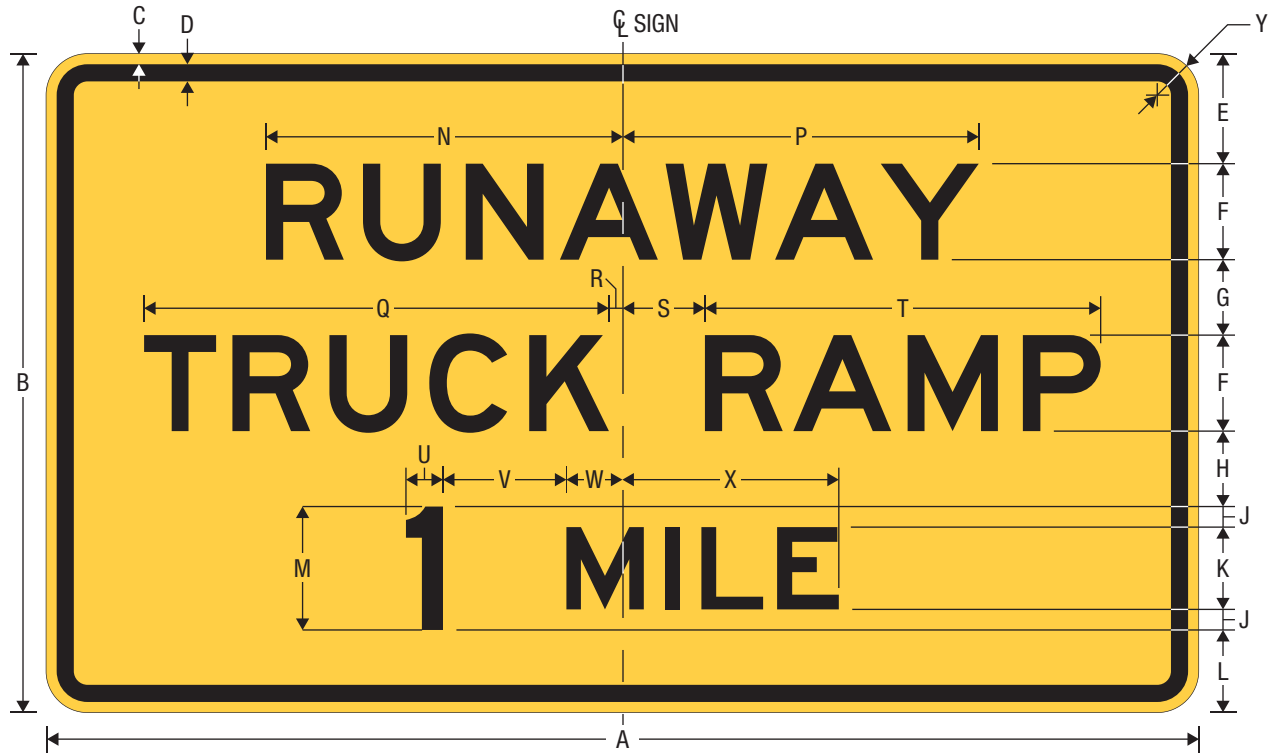


W7-3aP
NEXT XX MILES (PLAQUE)

A	B	C	D	E	F	G	H	J	K	L	M	N	P
24	18	0.375	0.625	3.5	4 C	3	5.082	5.082	VAR	VAR	3	12.325	1.5
30	24	0.375	0.625	5	5 C	4	6.353	6.352	VAR	VAR	4	15.406	1.5
36	30	0.5	0.75	6.5	6 C	5	7.623	7.623	VAR	VAR	5	18.488	1.875

WARNING SIGN
 COLORS: LEGEND, BORDER – BLACK
 BACKGROUND – YELLOW (RETROREFLECTIVE)

TTC SIGN
 COLORS: LEGEND, BORDER – BLACK
 BACKGROUND – ORANGE (RETROREFLECTIVE)



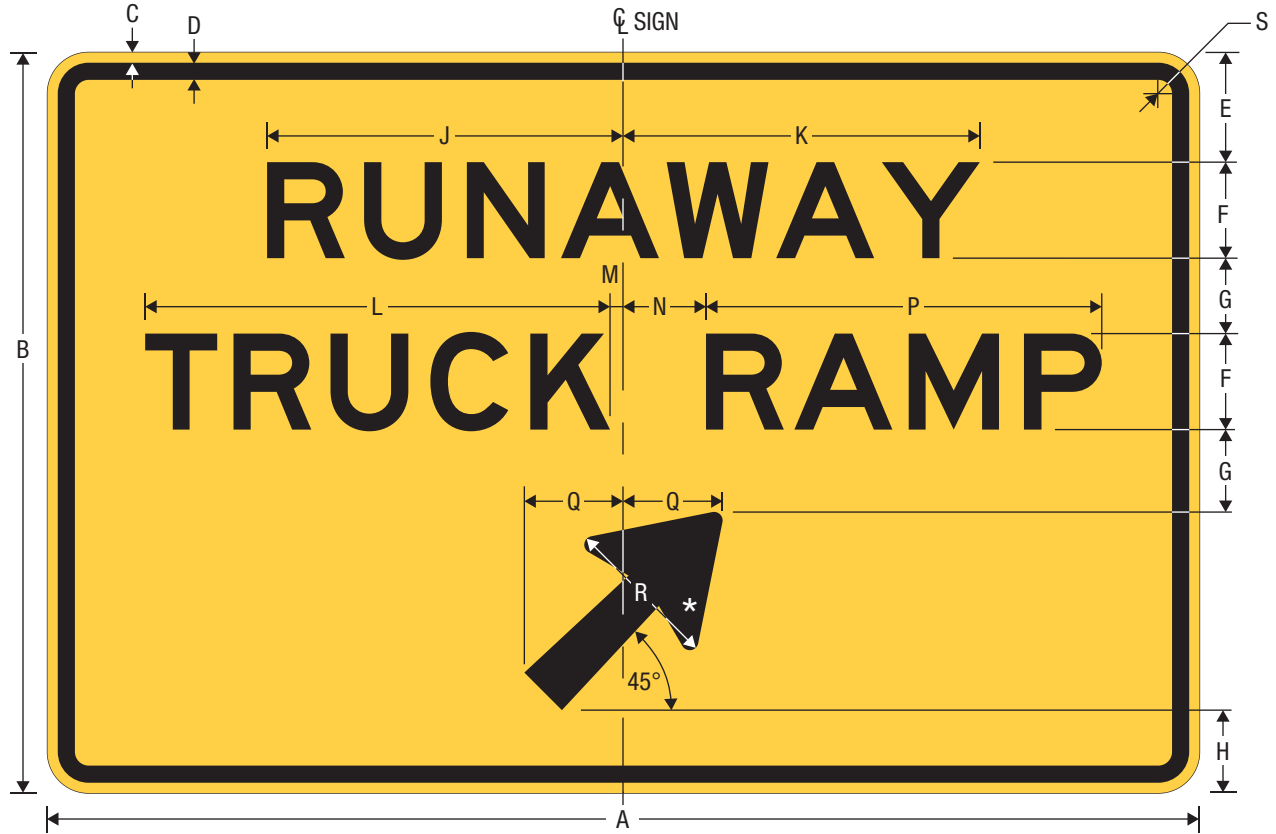
W7-4

RUNAWAY TRUCK RAMP XX MILES

A	B	C	D	E	F	G	H	J	K	L	M
84	48	0.75	1.25	8	7 E	5.5	5.5	1.5	6 E	6	9 E
120	72	0.75	1.25	10.5	10 E	11	8	2	8 E	10.5	12 E

N	P	Q	R	S	T	U	V	W	X	Y
25.986	25.986	33.894	0.981	6.019	28.856	VAR	9	4.082	15.781	3
37.123	37.122	48.420	1.401	8.599	41.223	VAR	12	5.442	21.042	6

COLORS: LEGEND, BORDER – BLACK
BACKGROUND – YELLOW (RETROREFLECTIVE)



W7-4b

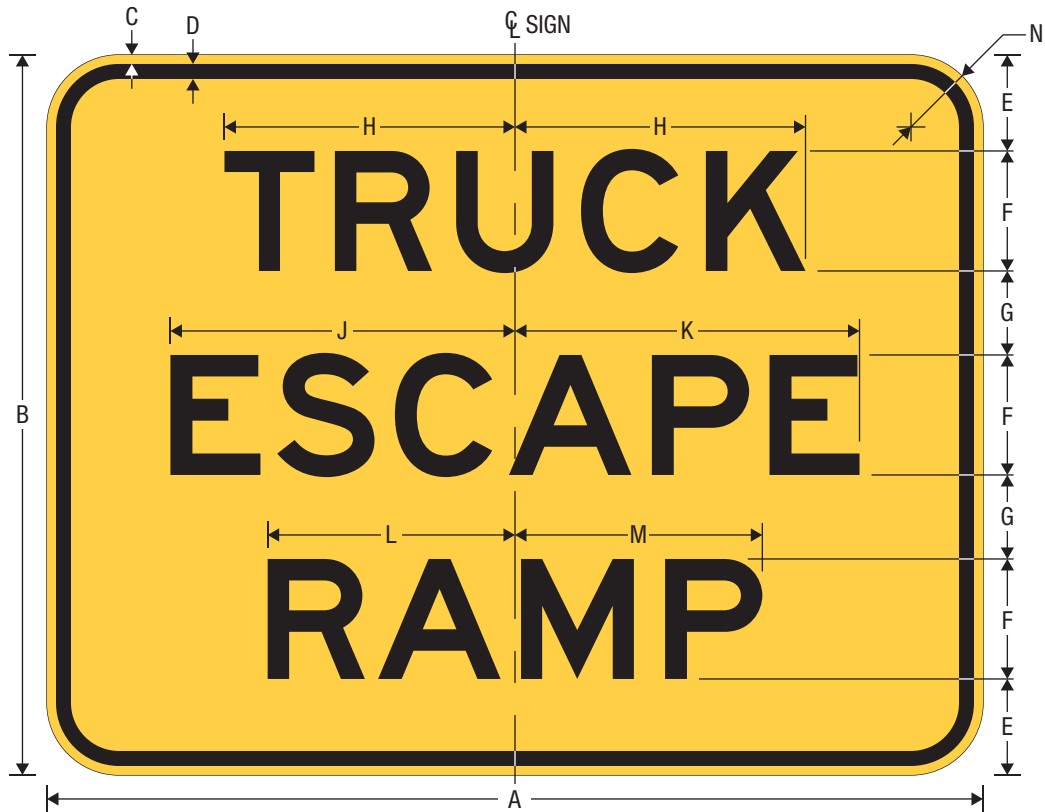
RUNAWAY TRUCK RAMP ENTRANCE DIRECTION

* See page 7-1 for arrow design.

A	B	C	D	E	F	G	H	J
84	54	0.75	1.25	8	7 E	5.5	6	25.986
120	78	0.75	1.25	11	10 E	8	7.976	37.123

K	L	M	N	P	Q	R	S
25.986	33.894	0.981	6.019	28.856	7.229	11.25	3
37.122	48.420	1.401	8.599	41.223	11.512	18.25	6

COLORS: LEGEND, BORDER – BLACK
BACKGROUND – YELLOW (RETROREFLECTIVE)



W7-4c
TRUCK ESCAPE RAMP

A	B	C	D	E	F	G	H	J	K	L	M	N
78	60	0.75	1.25	8	10 E	7	24.210	28.712	28.711	20.612	20.611	3

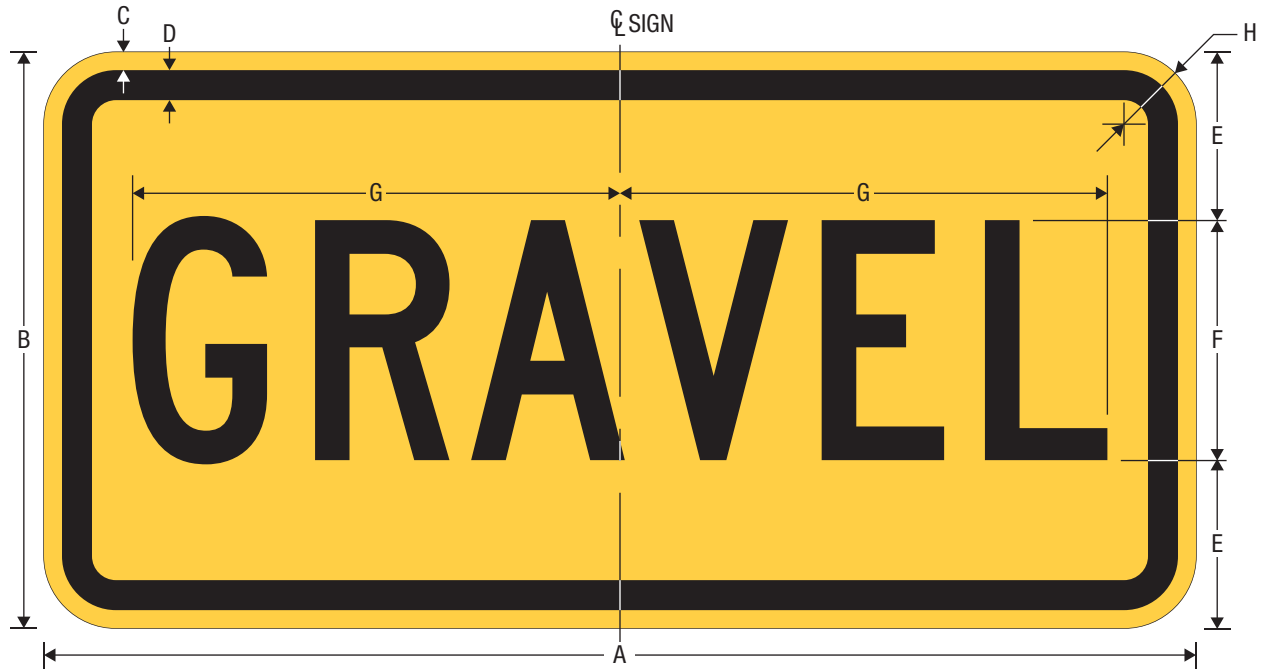
COLORS: LEGEND, BORDER – BLACK
BACKGROUND – YELLOW (RETROREFLECTIVE)



W7-4dP
SAND (PLAQUE)

A	B	C	D	E	F	G	H
24	12	0.375	0.625	3.5	5 D	8.407	1.5

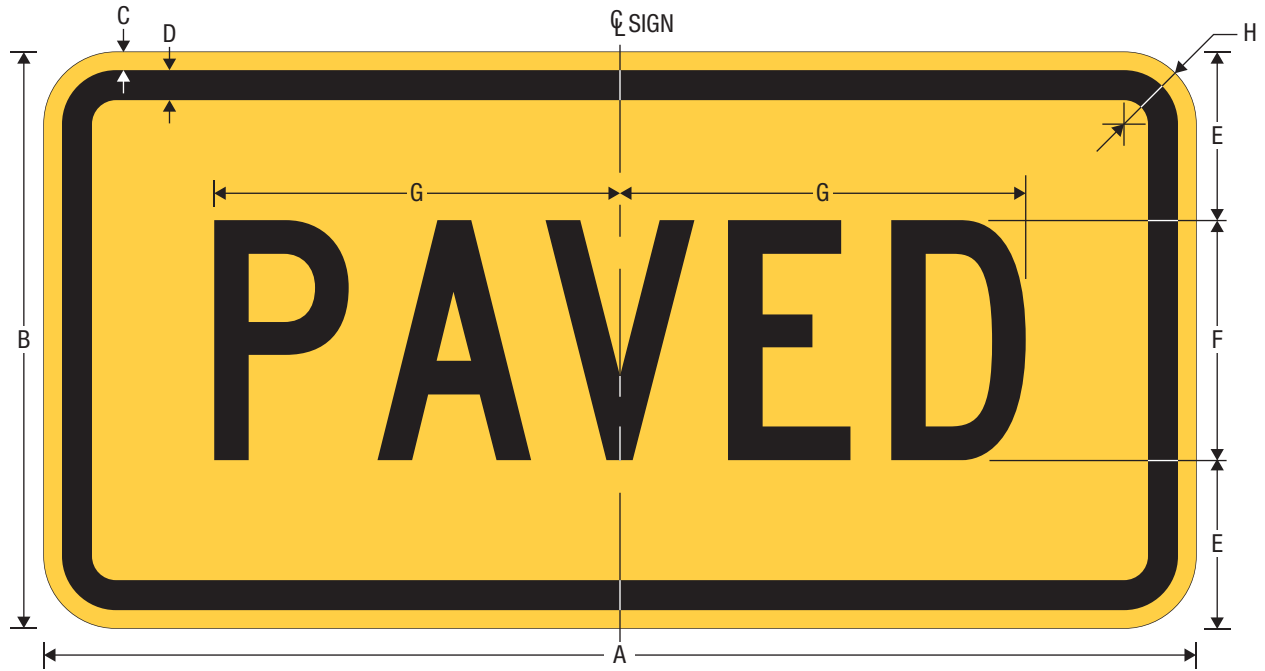
COLORS: LEGEND, BORDER – BLACK
BACKGROUND – YELLOW (RETROREFLECTIVE)



W7-4eP
GRAVEL (PLAQUE)

A	B	C	D	E	F	G	H
24	12	0.375	0.625	3.5	5 C	10.154	1.5

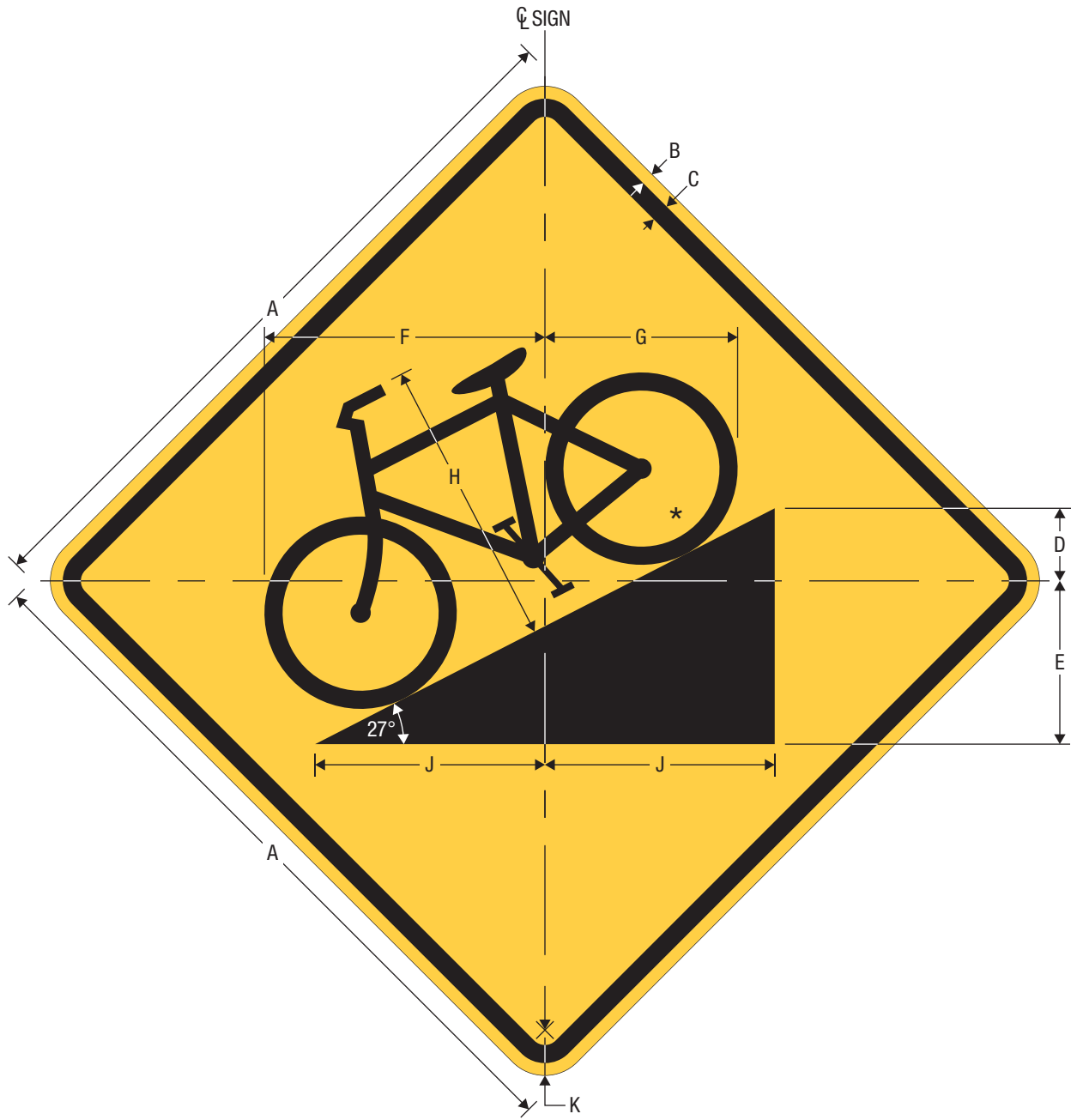
COLORS: LEGEND, BORDER – BLACK
BACKGROUND – YELLOW (RETROREFLECTIVE)



W7-4fP
PAVED (PLAQUE)

A	B	C	D	E	F	G	H
24	12	0.375	0.625	3.5	5 C	8.453	1.5

COLORS: LEGEND, BORDER — BLACK
BACKGROUND — YELLOW (RETROREFLECTIVE)

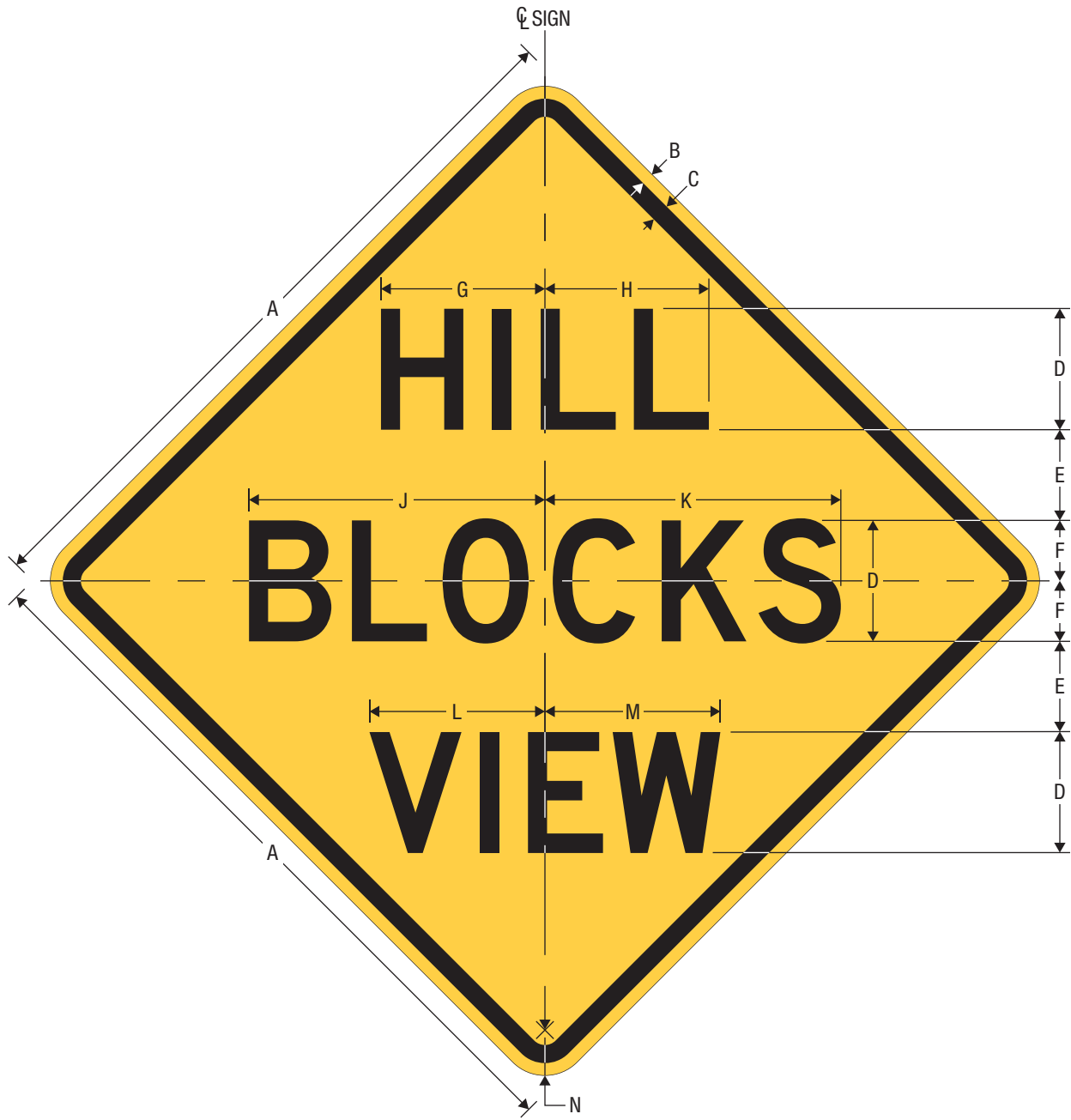


W7-5
HILL (BICYCLE)

* See page 8-4 for symbol design.

A	B	C	D	E	F	G	H	J	K
18	0.375	0.625	1.75	4	7.005	4.820	7.25	5.625	1.5
30	0.5	0.75	3	6.75	11.596	7.967	12	9.5	1.875

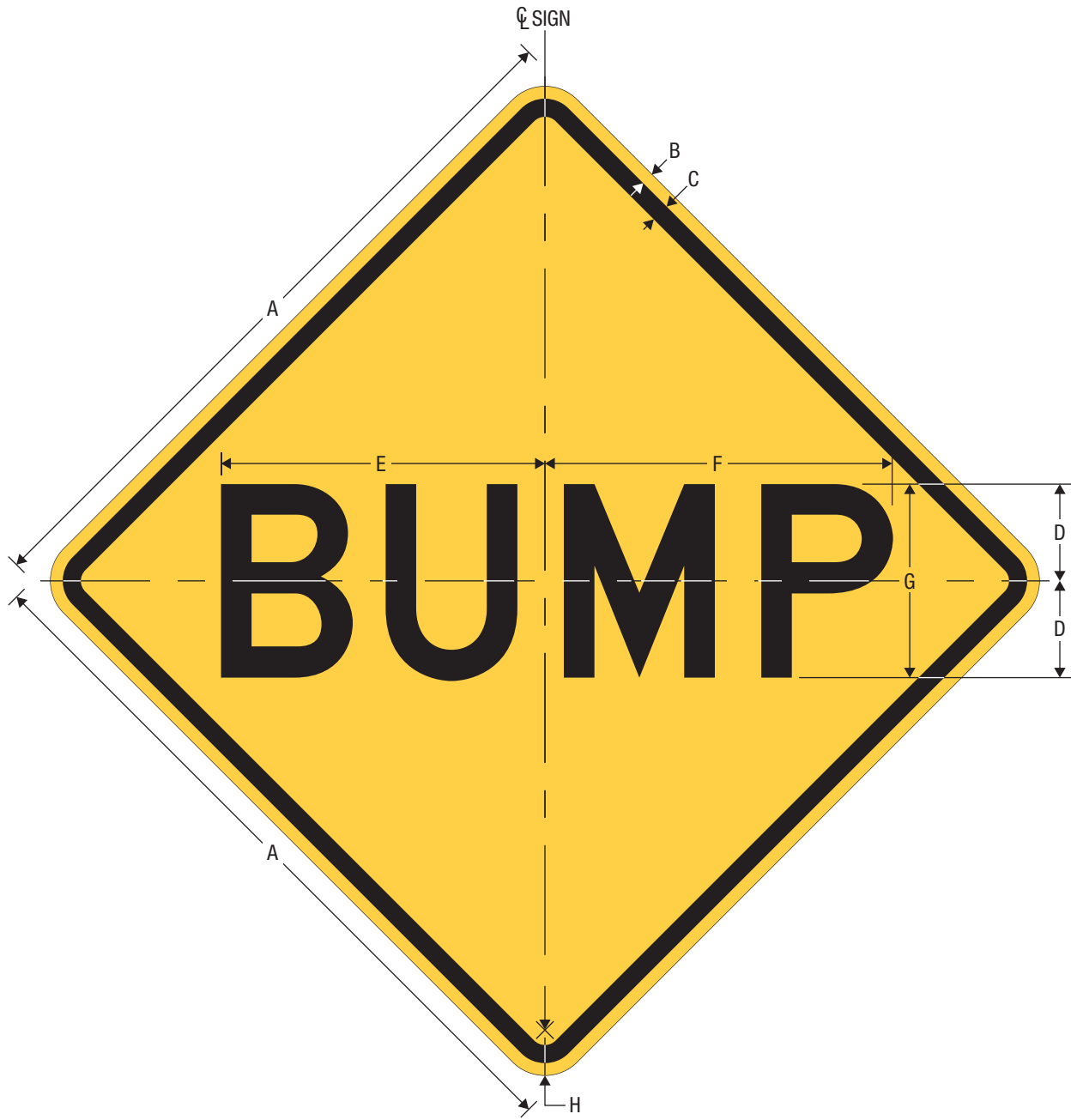
COLORS: LEGEND, BORDER — BLACK
BACKGROUND — YELLOW (RETROREFLECTIVE)



W7-6
HILL BLOCKS VIEW

A	B	C	D	E	F	G	H	J	K	L	M	N
30	0.5	0.75	5 D	3.75	2.5	6.778	6.778	12.234	12.234	7.253	7.253	1.875
36	0.625	0.875	6 D	4.5	3	8.134	8.134	14.681	14.680	8.704	8.704	2.25
48	0.75	1.25	7 D	5.25	3.5	9.490	9.489	17.128	17.127	10.155	10.154	3

COLORS: LEGEND, BORDER — BLACK
BACKGROUND — YELLOW (RETROREFLECTIVE)




W8-1
BUMP

A	B	C	D	E	F	G	H
18	0.375	0.625	2	6.821	7.070	4 D	1.5
24	0.375	0.625	3	10.169	10.668	6 D	1.5
30	0.5	0.75	4	13.391	14.391	8 D	1.875
36	0.625	0.875	5	16.614	18.114	10 D	2.25
48	0.75	1.25	6	20.087	21.586	12 D	3

WARNING SIGN
 COLORS: LEGEND, BORDER — BLACK
 BACKGROUND — YELLOW (RETROREFLECTIVE)

TTC SIGN
 COLORS: LEGEND, BORDER — BLACK
 BACKGROUND — ORANGE (RETROREFLECTIVE)



W8-2
DIP

* Increase Spacing 50%.

A	B	C	D	E	F	G	H
18	0.375	0.625	2.5	6.215	6.465	5 E*	1.5
24	0.375	0.625	3	7.483	7.733	6 E*	1.5
30	0.5	0.75	4	10.019	10.269	8 E*	1.875
36	0.625	0.875	5	12.430	12.930	10 E*	2.25
48	0.75	1.25	6	14.966	15.466	12 E*	3

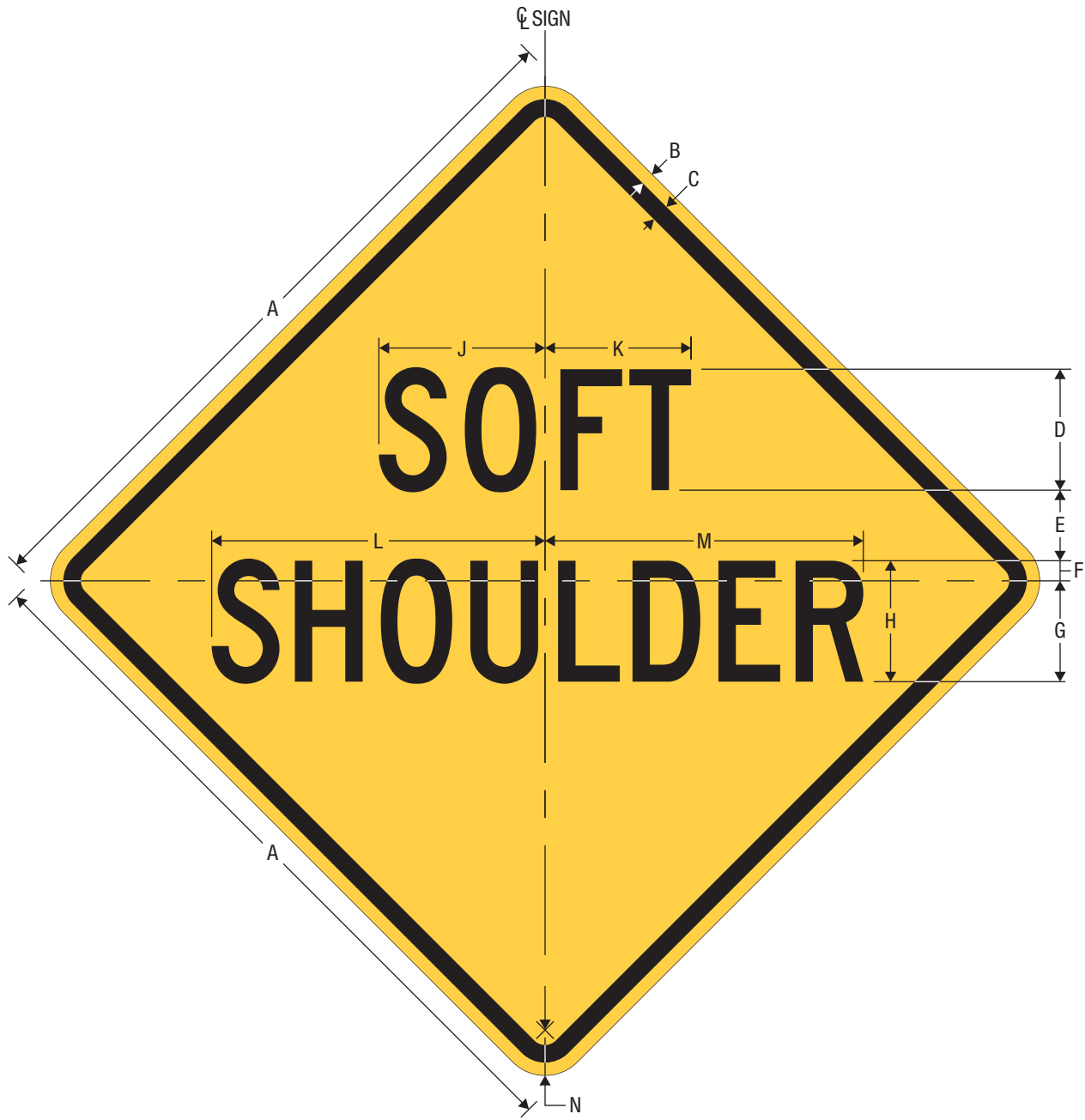
COLORS: LEGEND, BORDER — BLACK
BACKGROUND — YELLOW (RETROREFLECTIVE)



W8-3
PAVEMENT ENDS

A	B	C	D	E	F	G	H	J	K	L	M
18	0.375	0.625	2.5	0.5	1.75	3 C	8.389	8.388	4.097	4.096	1.5
30	0.5	0.75	4.25	0.75	3	5 C	13.981	13.980	6.828	6.827	1.875
36	0.625	0.875	5	1	3.5	6 C	16.777	16.777	8.193	8.193	2.25
48	0.75	1.25	7	1	5	8 C	22.369	22.369	10.924	10.924	3

COLORS: LEGEND, BORDER — BLACK
BACKGROUND — YELLOW (RETROREFLECTIVE)



W8-4
SOFT SHOULDER

* Reduce Spacing 25%.

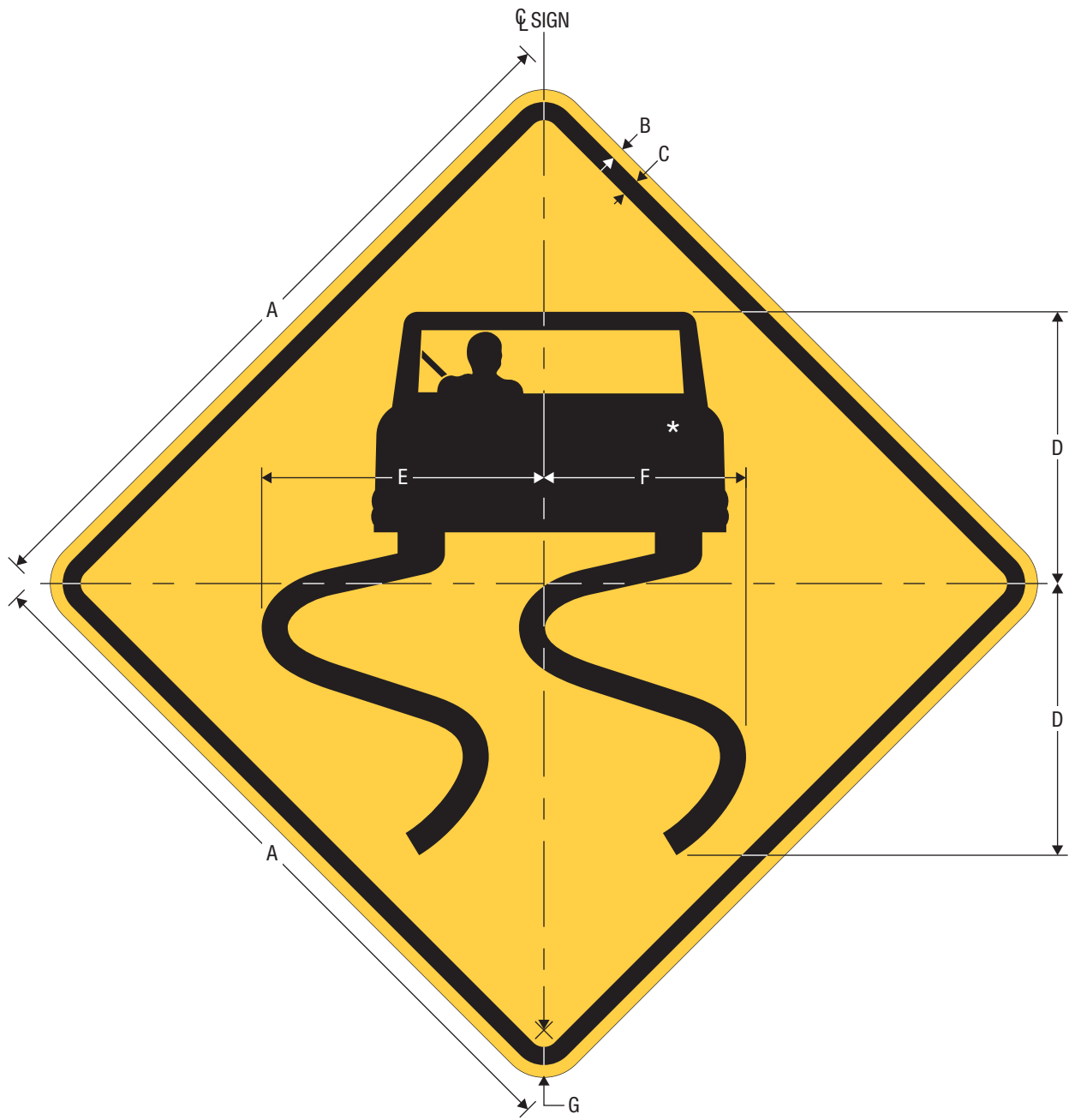
A	B	C	D	E	F	G	H	J	K	L	M	N
24	0.375	0.625	4 C	2.5	0.5	3.5	4 C*	5.537	4.787	11.024	10.524	1.5
30	0.5	0.75	5 C	3	0.75	4.25	5 C*	6.890	6.015	13.780	13.155	1.875
36	0.625	0.875	6 C	3.5	1	5	6 C*	8.243	7.243	16.536	15.786	2.25
48	0.75	1.25	8 C	5	1.25	6.75	8 C*	10.949	9.699	22.048	21.048	3

WARNING SIGN

COLORS: LEGEND, BORDER — BLACK
BACKGROUND — YELLOW (RETROREFLECTIVE)

TTC SIGN

COLORS: LEGEND, BORDER — BLACK
BACKGROUND — ORANGE (RETROREFLECTIVE)



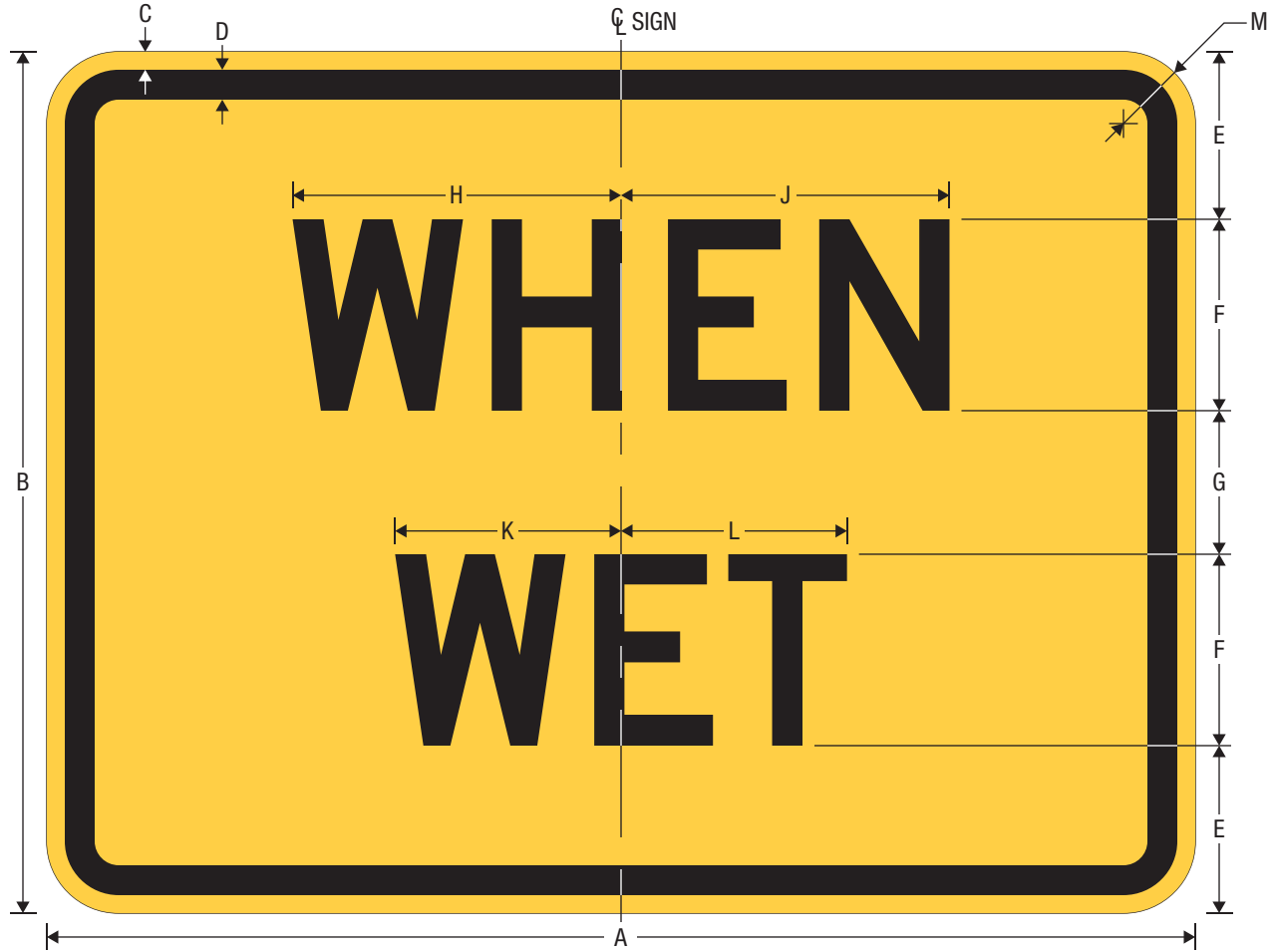
W8-5
SLIPPERY WHEN WET

* See page 8-29 for symbol design.

A	B	C	D	E	F	G
24	0.375	0.625	9	9.352	6.699	1.5
30	0.5	0.75	11.25	11.690	8.373	1.875
36	0.625	0.875	13.5	14.028	10.048	2.25
48	0.75	1.25	18	18.704	13.397	3

WARNING SIGN
 COLORS: LEGEND, BORDER — BLACK
 BACKGROUND — YELLOW (RETROREFLECTIVE)

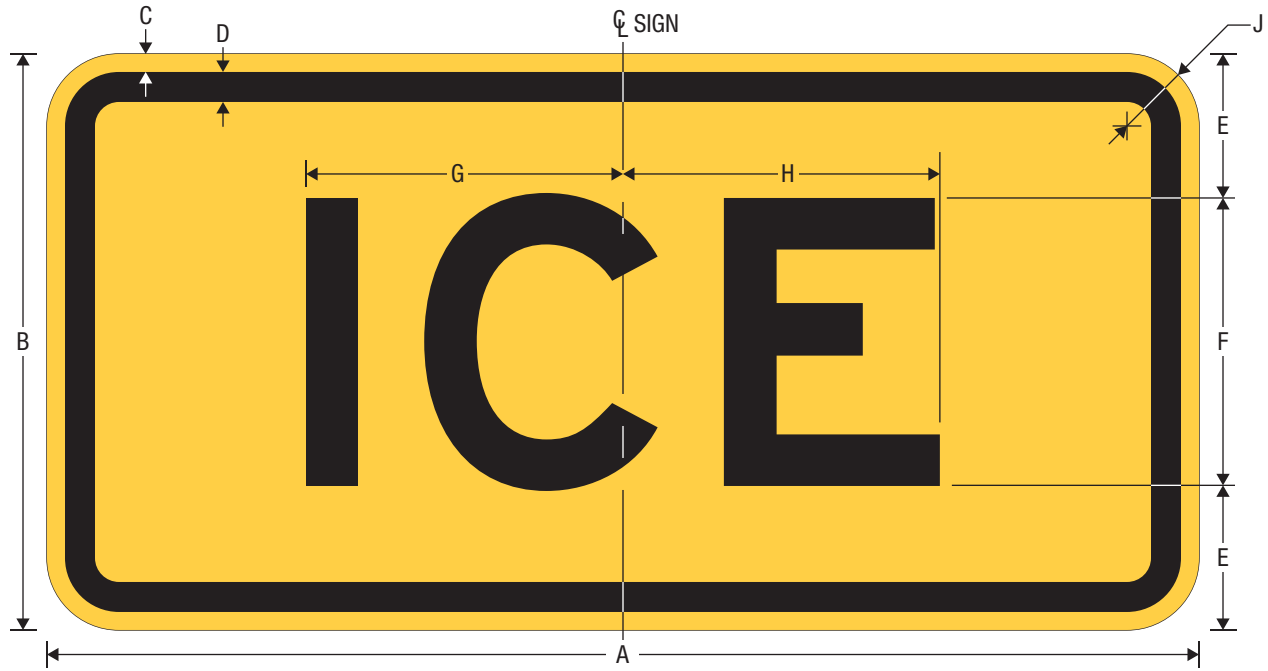
TTC SIGN
 COLORS: LEGEND, BORDER — BLACK
 BACKGROUND — ORANGE (RETROREFLECTIVE)



W8-5P
WHEN WET (PLAQUE)

A	B	C	D	E	F	G	H	J	K	L	M
24	18	0.375	0.625	3.5	4 D	3	6.865	6.864	4.722	4.722	1.5
30	24	0.375	0.625	4.25	6 D	3.5	10.297	10.297	7.083	7.083	1.5
36	30	0.5	0.75	5.75	7 D	4.5	12.013	12.013	8.264	8.263	1.875

COLORS: LEGEND, BORDER – BLACK
BACKGROUND – YELLOW (RETROREFLECTIVE)



W8-5aP
ICE (PLAQUE)

A	B	C	D	E	F	G	H	J
24	12	0.375	0.625	3	6 E	6.602	6.601	1.5
30	18	0.375	0.625	5	8 E	8.802	8.802	1.5

COLORS: LEGEND, BORDER – BLACK
BACKGROUND – YELLOW (RETROREFLECTIVE)



W8-5bP
STEEL DECK (PLAQUE)

A	B	C	D	E	F	G	H	J	K	L	M
24	18	0.375	0.625	3.5	4 D	3	7.464	7.463	6.545	6.544	1.5
30	24	0.375	0.625	5	5 D	4	9.330	9.329	8.181	8.180	1.5
36	30	0.5	0.75	5.75	7 D	4.5	13.061	13.061	11.453	11.453	1.875


COLORS: LEGEND, BORDER – BLACK
BACKGROUND – YELLOW (RETROREFLECTIVE)



W8-5cP
EXCESS OIL (PLAQUE)

A	B	C	D	E	F	G	H	J	K	L	M
24	18	0.375	0.625	3.5	4 D	3	9.267	9.267	3.902	3.901	1.5
30	24	0.375	0.625	5	5 D	4	11.584	11.584	4.877	4.877	1.5
36	30	0.5	0.75	6.5	6 D	5	13.901	13.900	5.853	5.852	1.875

COLORS: LEGEND, BORDER – BLACK
BACKGROUND – YELLOW (RETROREFLECTIVE)

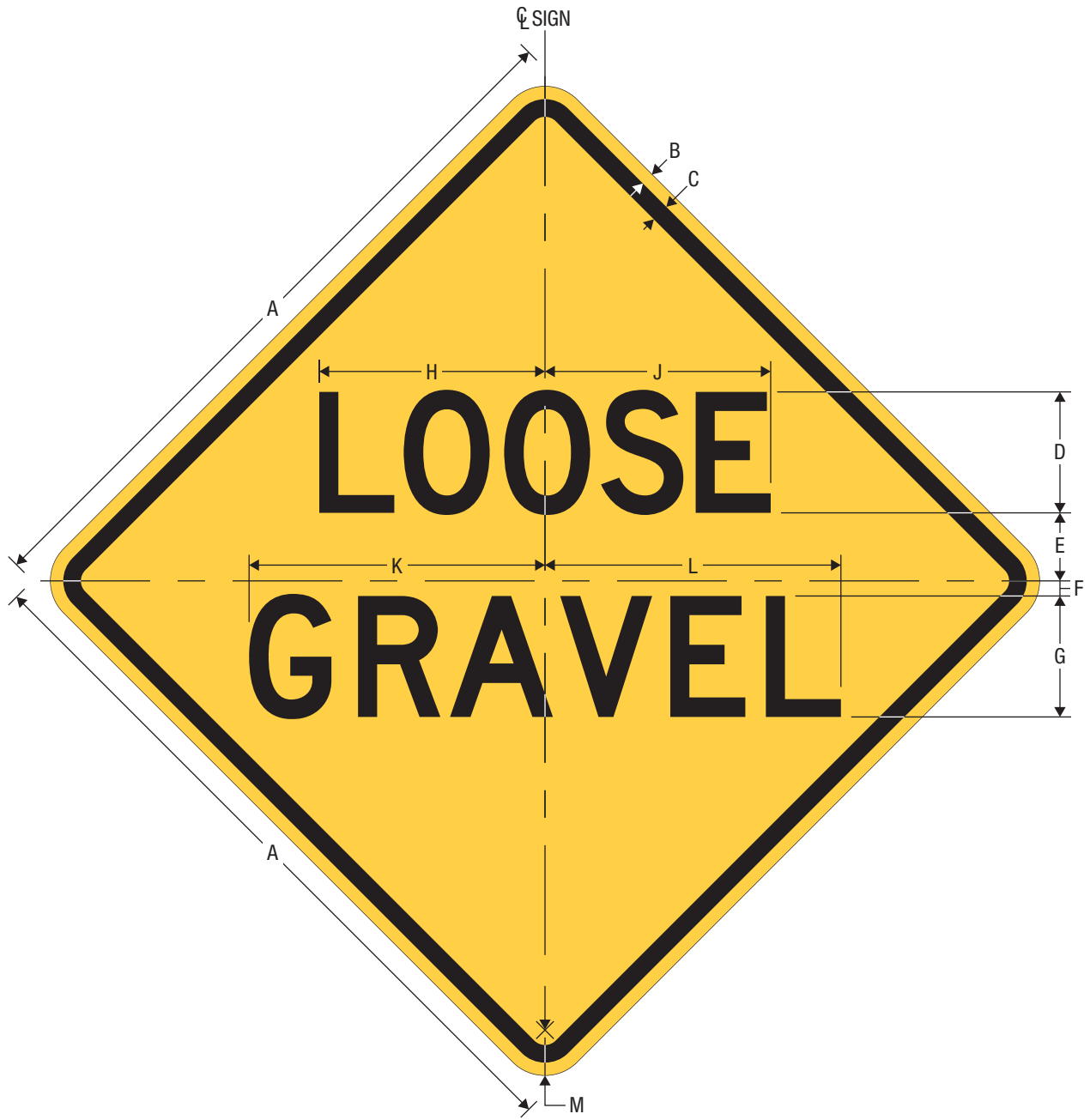


W8-6
TRUCK CROSSING

A	B	C	D	E	F	G	H	J	K
24	0.375	0.625	4 C	2.5	6.923	6.922	10.604	10.603	1.5
30	0.5	0.75	5 C	3	8.653	8.653	13.255	13.254	1.875
36	0.625	0.875	6 C	3.5	10.384	10.384	15.906	15.905	2.25
48	0.75	1.25	8 C	5	13.845	13.845	21.207	21.207	3

WARNING SIGN
 COLORS: LEGEND, BORDER — BLACK
 BACKGROUND — YELLOW (RETROREFLECTIVE)

TTC SIGN
 COLORS: LEGEND, BORDER — BLACK
 BACKGROUND — ORANGE (RETROREFLECTIVE)



W8-7
LOOSE GRAVEL

* Reduce Spacing 40%.

A	B	C	D	E	F	G	H	J	K	L	M
24	0.375	0.625	4 D	2.25	0.5	4 D	7.465	7.464	8.954	8.954	1.5
30	0.5	0.75	5 D	2.875	0.625	5 D	9.331	9.330	12.233	12.232	1.875
36	0.625	0.875	6 D	3.375	0.75	6 D	11.197	11.196	14.679	14.679	2.25
48	0.75	1.25	8 D*	4.5	1	8 D	14.929	14.929	19.572	19.572	3

WARNING SIGN

COLORS: LEGEND, BORDER — BLACK
BACKGROUND — YELLOW (RETROREFLECTIVE)

TTC SIGN

COLORS: LEGEND, BORDER — BLACK
BACKGROUND — ORANGE (RETROREFLECTIVE)

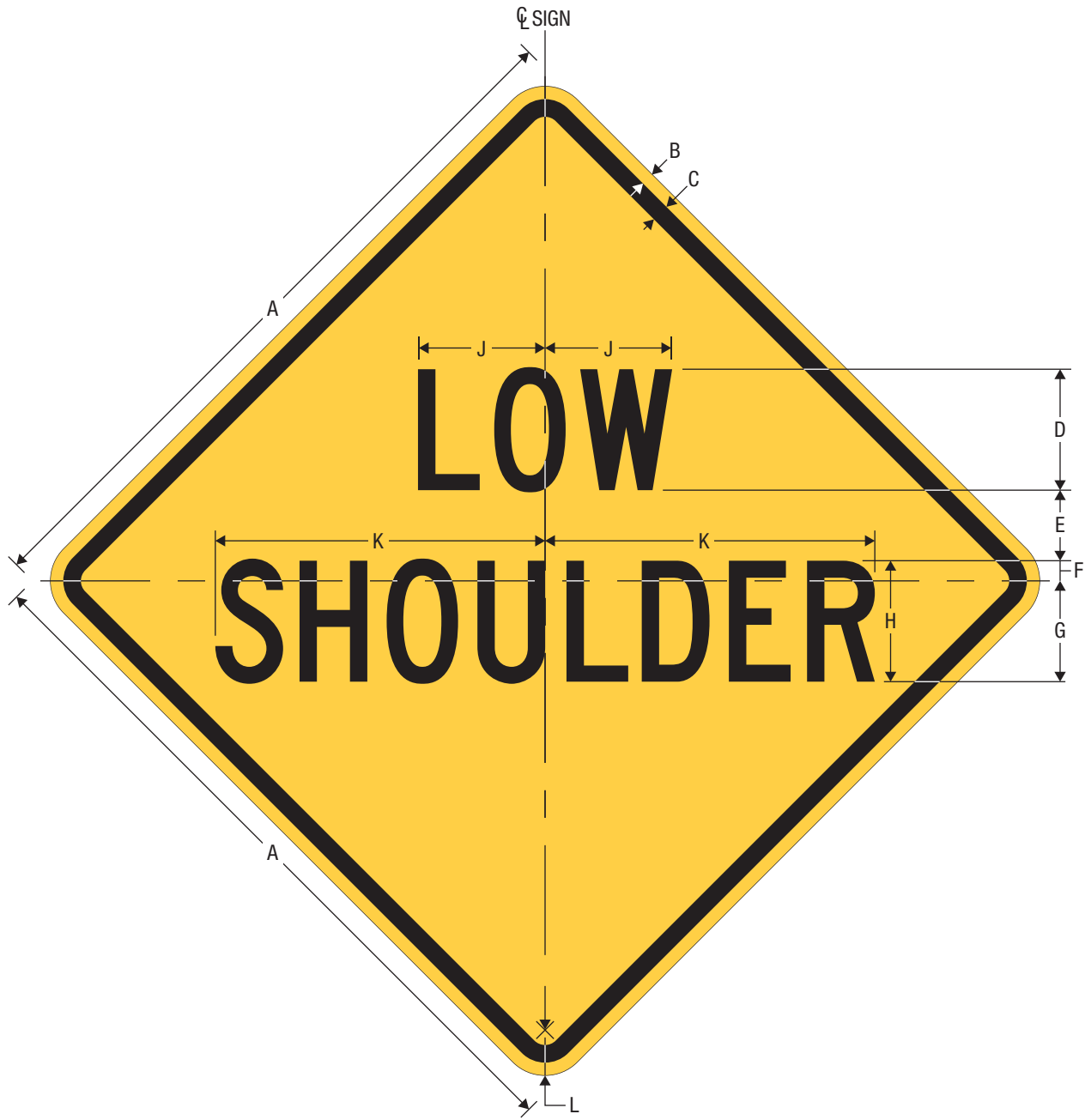


W8-8
ROUGH ROAD

A	B	C	D	E	F	G	H	J	K	L
24	0.375	0.625	4 D	0.75	2.25	8.487	8.487	6.705	6.705	1.5
30	0.5	0.75	5 D	0.875	3.125	10.609	10.609	8.382	8.381	1.875
36	0.625	0.875	6 D	1	4	12.7317	12.730	10.058	10.057	2.25
48	0.75	1.25	8 D	1.5	4.5	16.974	16.974	13.410	13.410	3

WARNING SIGN
 COLORS: LEGEND, BORDER — BLACK
 BACKGROUND — YELLOW (RETROREFLECTIVE)

TTC SIGN
 COLORS: LEGEND, BORDER — BLACK
 BACKGROUND — ORANGE (RETROREFLECTIVE)



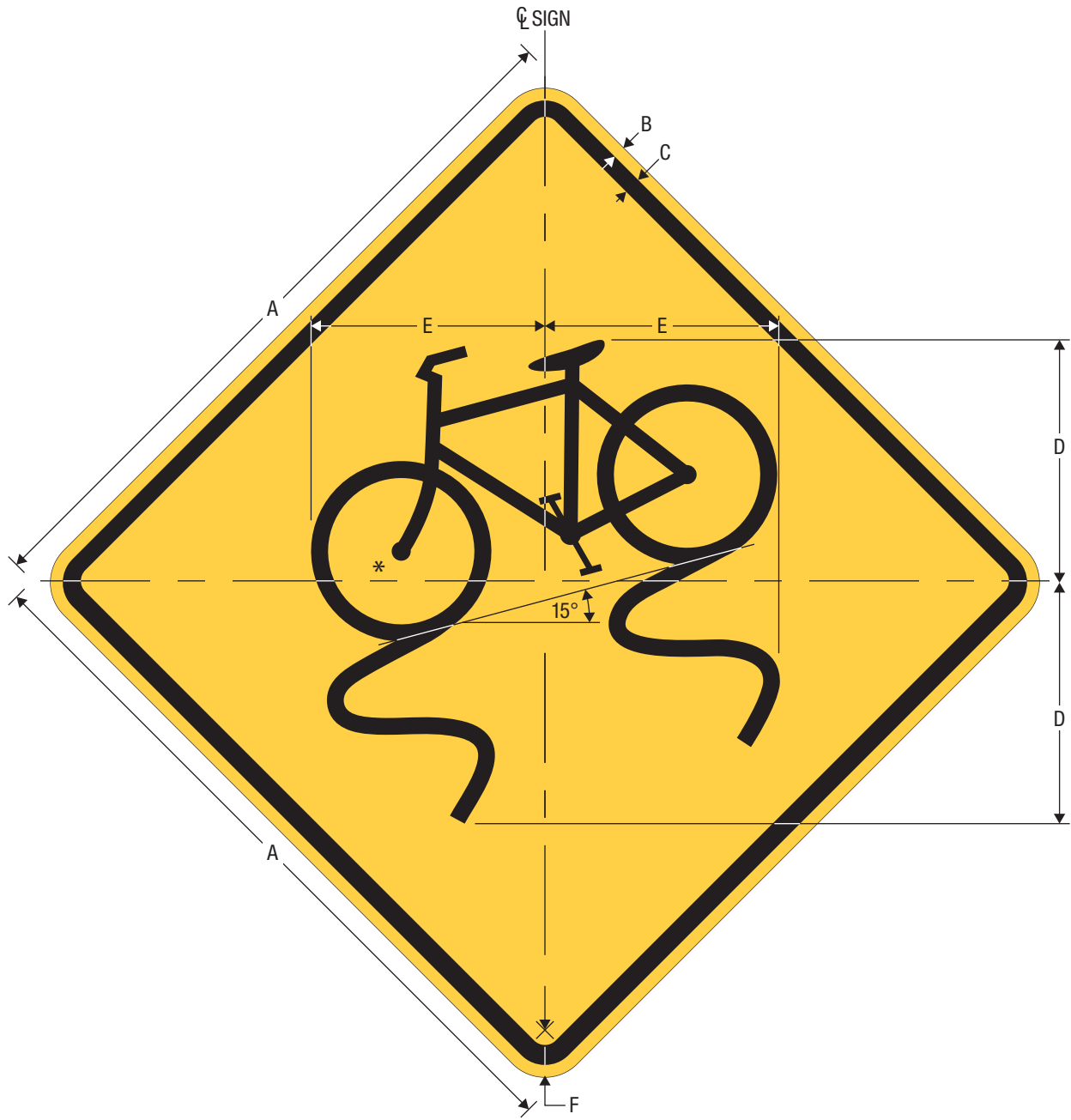
W8-9
LOW SHOULDER

* Reduce Spacing 20%.

A	B	C	D	E	F	G	H	J	K	L
24	0.375	0.625	4 C	2.25	0.5	3.5	4 C*	4.202	10.904	1.5
36	0.625	0.875	6 C	3.5	1	5	6 C*	6.303	16.356	2.25
48	0.75	1.25	8 C	5	1.25	6.75	8 C*	8.404	21.808	3

WARNING SIGN
 COLORS: LEGEND, BORDER — BLACK
 BACKGROUND — YELLOW (RETROREFLECTIVE)

TTC SIGN
 COLORS: LEGEND, BORDER — BLACK
 BACKGROUND — ORANGE (RETROREFLECTIVE)



W8-10
BICYCLE SURFACE CONDITION

* See page 8-30 for symbol design.

A	B	C	D	E	F
18	0.375	0.625	6	5.815	1.5
30	0.5	0.75	10	9.692	1.875

COLORS: LEGEND, BORDER — BLACK
BACKGROUND — YELLOW (RETROREFLECTIVE)



W8-10P
SLIPPERY WHEN WET (PLAQUE)

* Reduce Spacing 50%.

A	B	C	D	E	F	G	H	J	K	L	M	N
12	9	0.375	0.375	2	2 C*	1.5	1.5 C	4.637	4.200	0.182	1	3.017

COLORS: LEGEND, BORDER — BLACK
BACKGROUND — YELLOW (RETROREFLECTIVE)



W8-11
UNEVEN LANES

A	B	C	D	E	F	G	H	J	K
30	0.5	0.75	5 D	0.75	3	12.308	10.007	10.006	1.875
36	0.625	0.875	6 D	1	3.5	14.770	12.008	12.007	2.25
48	0.75	1.25	8 D	1.25	4.75	19.693	16.010	16.010	3

WARNING SIGN
 COLORS: LEGEND, BORDER — BLACK
 BACKGROUND — YELLOW (RETROREFLECTIVE)

TTC SIGN
 COLORS: LEGEND, BORDER — BLACK
 BACKGROUND — ORANGE (RETROREFLECTIVE)



W8-12
NO CENTER LINE

A	B	C	D	E	F	G	H	J	K	L	M	N
30	0.5	0.75	5 D	3.75	3.5	1.5	4.028	4.028	11.908	11.907	6.778	1.875
36	0.625	0.875	6 D	4.5	4	2	4.834	4.833	14.289	14.289	8.134	2.25
48	0.75	1.25	8 D	6	5.75	2.25	6.445	6.445	19.052	19.052	10.845	3

WARNING SIGN
 COLORS: LEGEND, BORDER — BLACK
 BACKGROUND — YELLOW (RETROREFLECTIVE)

TTC SIGN
 COLORS: LEGEND, BORDER — BLACK
 BACKGROUND — ORANGE (RETROREFLECTIVE)



W8-13

BRIDGE ICES BEFORE ROAD

A	B	C	D	E	F	G	H	J
24	0.375	0.625	4 C*	2	4 C**	1.75	2.25	6.911
36	0.625	0.875	5 C	3.75	5 C	2.5	2.5	9.578
48	0.75	1.25	7 C	5.25	7 C	3.5	3.5	13.410

* Reduce Spacing 40%.

** Reduce Spacing 50%.

K	L	M	N	P	Q	R	S
6.910	8.123	2.5	2.002	12.624	5.194	5.194	1.5
9.578	11.454	4	2.452	17.906	6.903	6.902	2.25
13.409	16.035	5	3.733	24.768	9.664	9.663	3

COLORS: LEGEND, BORDER – BLACK
BACKGROUND – YELLOW (RETROREFLECTIVE)



W8-14
FALLEN ROCKS

A	B	C	D	E	F	G	H	J	K	L
24	0.375	0.625	4 D	1	2	9.385	9.384	7.997	8.496	1.5
30	0.5	0.75	5 D	1.125	2.5	11.731	11.730	10.058	10.558	1.875
36	0.625	0.875	6 D	1.5	3	14.077	14.077	12.120	12.620	2.25
48	0.75	1.25	8 D	2	4	18.769	18.769	15.993	16.993	3

WARNING SIGN
 COLORS: LEGEND, BORDER — BLACK
 BACKGROUND — YELLOW (RETROREFLECTIVE)

TTC SIGN
 COLORS: LEGEND, BORDER — BLACK
 BACKGROUND — ORANGE (RETROREFLECTIVE)



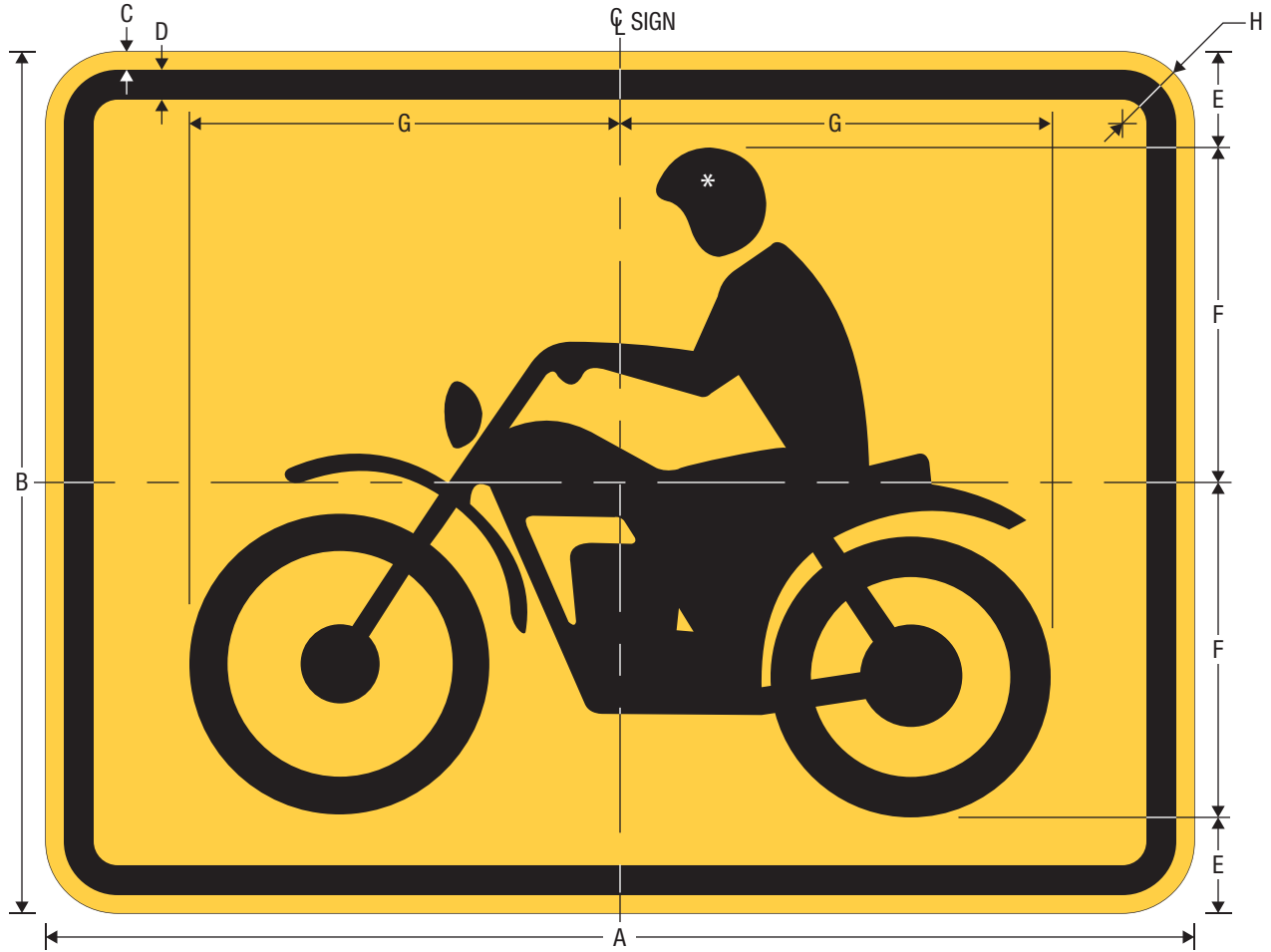
W8-15
GROOVED PAVEMENT

* Reduce Spacing 20%.

A	B	C	D	E	F	G	H	J	K	L
24	0.375	0.625	4 C*	2	0.25	9.520	9.519	10.527	11.026	1.5
30	0.5	0.75	5 C*	2.5	0.25	11.900	11.899	13.221	13.720	1.875
36	0.625	0.875	6 C*	3	0.375	14.280	14.279	15.665	16.665	2.25
48	0.75	1.25	8 C*	4	0.5	19.039	19.039	21.053	22.053	3

WARNING SIGN
 COLORS: LEGEND, BORDER — BLACK
 BACKGROUND — YELLOW (RETROREFLECTIVE)

TTC SIGN
 COLORS: LEGEND, BORDER — BLACK
 BACKGROUND — ORANGE (RETROREFLECTIVE)



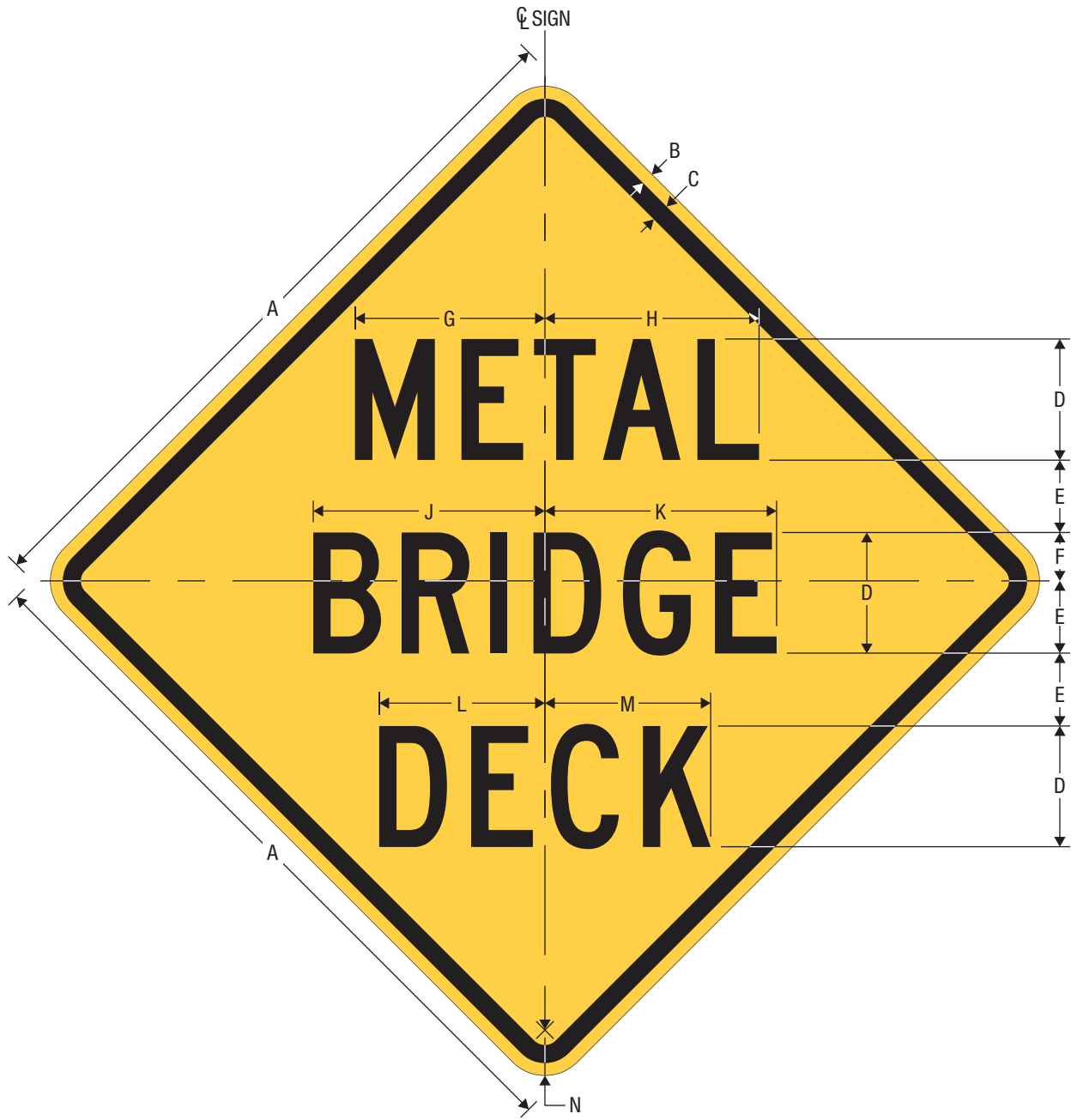
W8-15aP
MOTORCYCLE (PLAQUE)

* See page 8-22 for symbol design.

A	B	C	D	E	F	G	H
24	18	0.375	0.625	2	7	9	1.5
30	24	0.375	0.625	3.25	8.75	11.25	1.5
36	30	0.5	0.75	4.5	10.5	13.5	1.875

WARNING SIGN
 COLORS: LEGEND, BORDER — BLACK
 BACKGROUND — YELLOW (RETROREFLECTIVE)

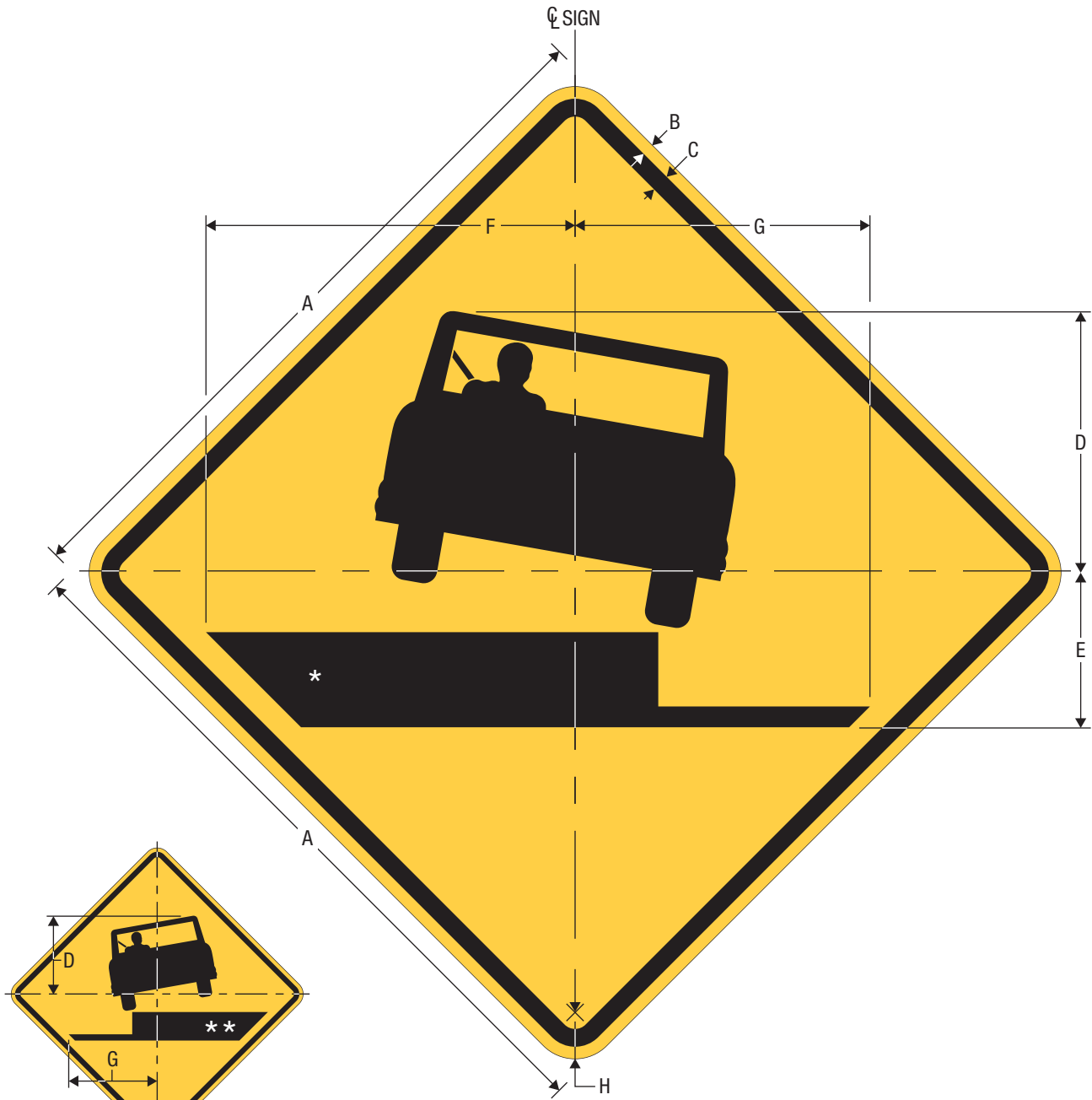
TTC SIGN
 COLORS: LEGEND, BORDER — BLACK
 BACKGROUND — ORANGE (RETROREFLECTIVE)



W8-16
METAL BRIDGE DECK

A	B	C	D	E	F	G	H	J	K	L	M	N
24	0.375	0.625	4 C	2.5	1.5	6.308	7.058	7.663	7.662	5.482	5.482	1.5
30	0.5	0.75	5 C	3	2	7.854	8.853	9.578	9.578	6.853	6.852	1.875
36	0.625	0.875	6 C	3.75	2.25	9.462	10.587	11.494	11.493	8.223	8.223	2.25
48	0.75	1.25	8 C	5	3	12.616	14.116	15.325	15.325	10.964	10.964	3

COLORS: LEGEND, BORDER — BLACK
BACKGROUND — YELLOW (RETROREFLECTIVE)



W8-17L

W8-17R
SHOULDER DROP-OFF

* See page 8-20 for symbol design.

** See page 8-21 for symbol design.

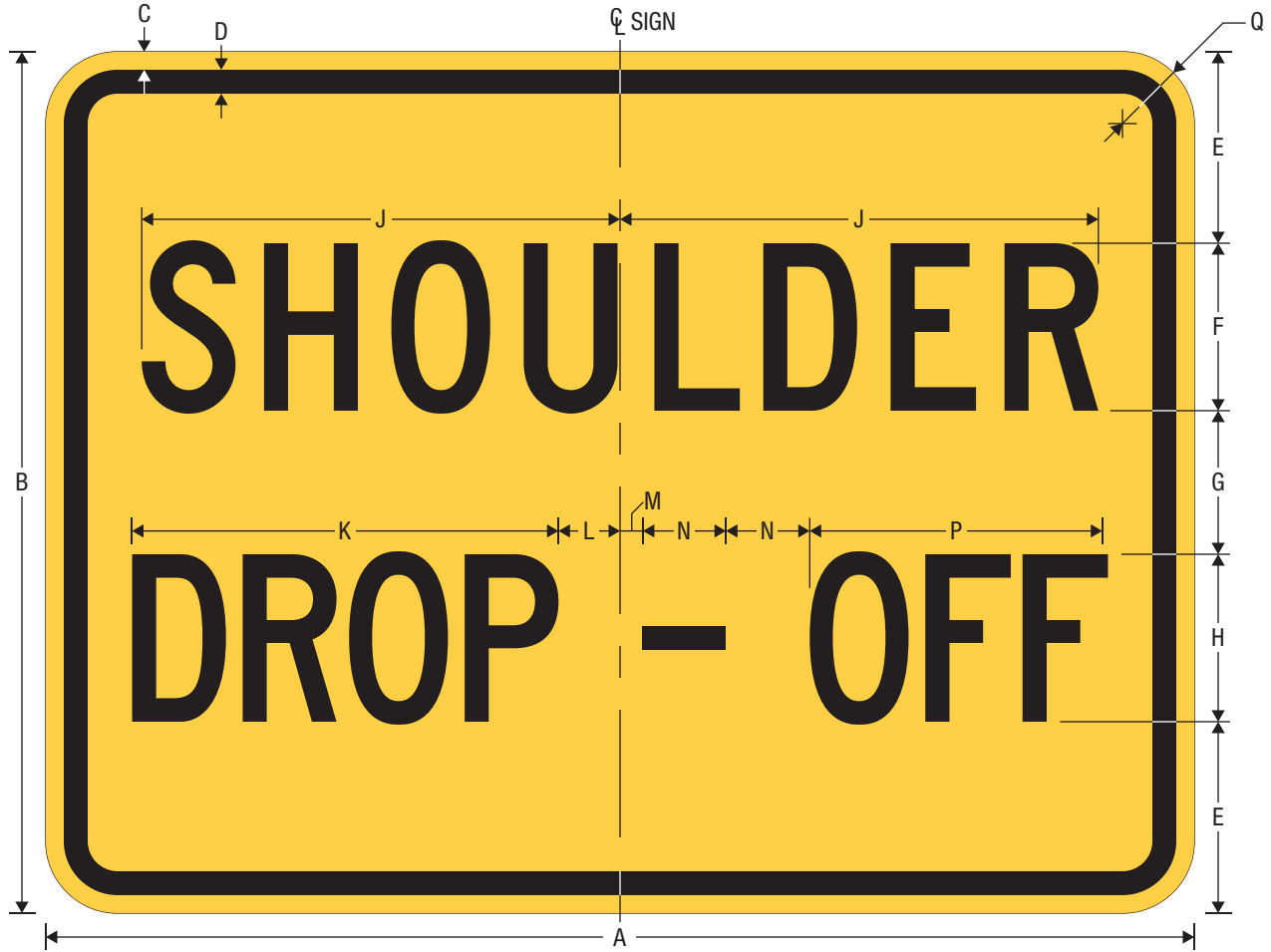
A	B	C	D	E	F	G	H
24	0.375	0.625	9	5	12.425	9.925	1.5
30	0.5	0.75	11	6.5	15.531	12.406	1.875
36	0.625	0.875	13.5	7.5	18.640	14.885	2.25
48	0.75	1.25	18	10	24.850	19.850	3

WARNING SIGN

COLORS: LEGEND, BORDER — BLACK
BACKGROUND — YELLOW (RETROREFLECTIVE)

TTC SIGN

COLORS: LEGEND, BORDER — BLACK
BACKGROUND — ORANGE (RETROREFLECTIVE)



W8-17P
SHOULDER DROP-OFF (PLAQUE)

* Reduce Spacing 50%.
** Reduce Spacing 30%.

A	B	C	D	E	F	G	H	J	K	L	M	N	P	Q
24	18	0.375	0.5	4	3.5 C	3	3.5 C*	9.996	8.911	1.286	0.464	1.75	6.233	1.5
30	24	0.375	0.625	6	4 C	4	4 C	11.424	11.284	1.260	0.740	2	7.803	1.5
36	30	0.5	0.75	7.5	5 C	5	5 C**	14.280	13.280	1.732	0.768	2.5	9.244	1.875

WARNING SIGN
COLORS: LEGEND, BORDER — BLACK
BACKGROUND — YELLOW (RETROREFLECTIVE)

TTC SIGN
COLORS: LEGEND, BORDER — BLACK
BACKGROUND — ORANGE (RETROREFLECTIVE)

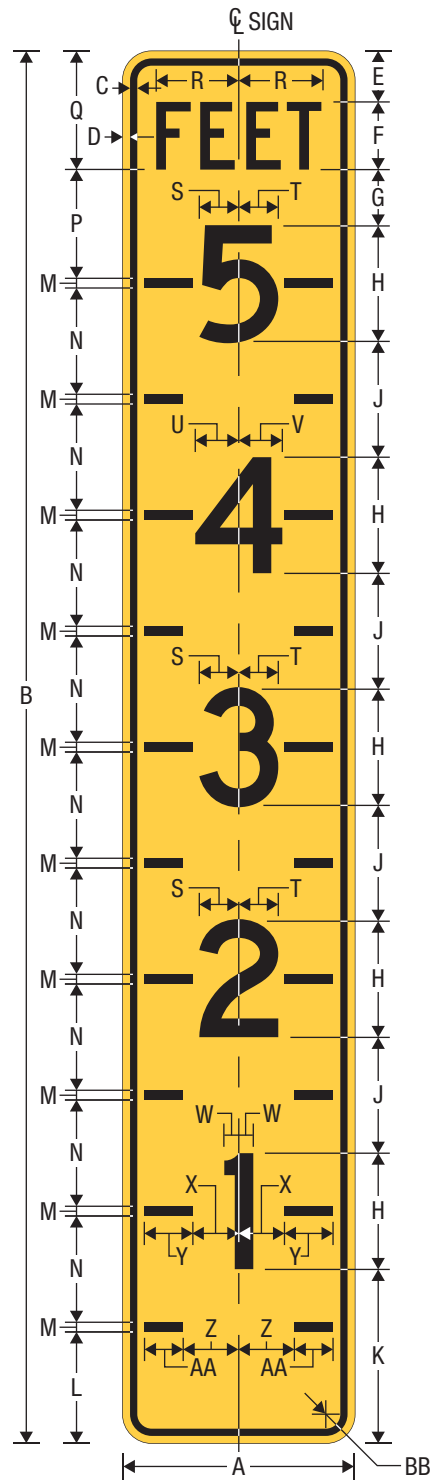


W8-18
ROAD MAY FLOOD

A	B	C	D	E	F	G	H	J	K	L	M	N	P
24	0.375	0.625	4 C	2	2.5	1.5	5.522	5.522	4.282	4.282	6.553	7.053	1.5
30	0.5	0.75	5 C	2.5	3.125	1.875	6.903	6.902	5.353	5.352	8.253	8.753	1.875
36	0.625	0.875	6 C	3	4	2	8.283	8.283	6.423	6.423	9.954	10.454	2.25
48	0.75	1.25	8 C	4	5	3	11.044	11.044	8.564	8.564	13.105	14.105	3

WARNING SIGN
 COLORS: LEGEND, BORDER — BLACK
 BACKGROUND — YELLOW (RETROREFLECTIVE)

TTC SIGN
 COLORS: LEGEND, BORDER — BLACK
 BACKGROUND — ORANGE (RETROREFLECTIVE)



W8-19
DEPTH GAUGE

A	B	C	D	E	F	G	H	J	K	L	M	N
12	72	0.375	0.375	2.625	3.5 C	2.875	6 D	6	9	5.75	0.5	5.5

P	Q	R	S	T	U	V	W	X	Y	Z	AA	BB
5.625	6.125	4.272	2.043	2.042	2.252	2.251	0.75	2.375	2.5	2.875	2	1.5

COLORS: LEGEND, BORDER — BLACK
BACKGROUND — YELLOW (RETROREFLECTIVE)



W8-21
GUSTY WINDS AREA

A	B	C	D	E	F	G	H	J	K	L	M	N
24	0.375	0.625	4 C	2	1.5	2.5	6.703	6.702	6.623	6.622	5.502	1.5
36	0.625	0.875	6 C	3	2.25	3.75	10.054	10.054	9.934	9.934	8.253	2.25
48	0.75	1.25	8 C	4	2.75	5.25	13.405	13.405	13.245	13.245	11.004	3

COLORS: LEGEND, BORDER — BLACK
BACKGROUND — YELLOW (RETROREFLECTIVE)



W8-22
FOG AREA

A	B	C	D	E	F	G	H	J	K
24	0.375	0.625	5 D	2.5	1	5.604	6.104	8.505	1.5
36	0.625	0.875	7 D	3.5	1.5	7.821	8.570	11.907	2.25
48	0.75	1.25	10 D	5	2	11.208	12.207	17.010	3

COLORS: LEGEND, BORDER — BLACK
BACKGROUND — YELLOW (RETROREFLECTIVE)

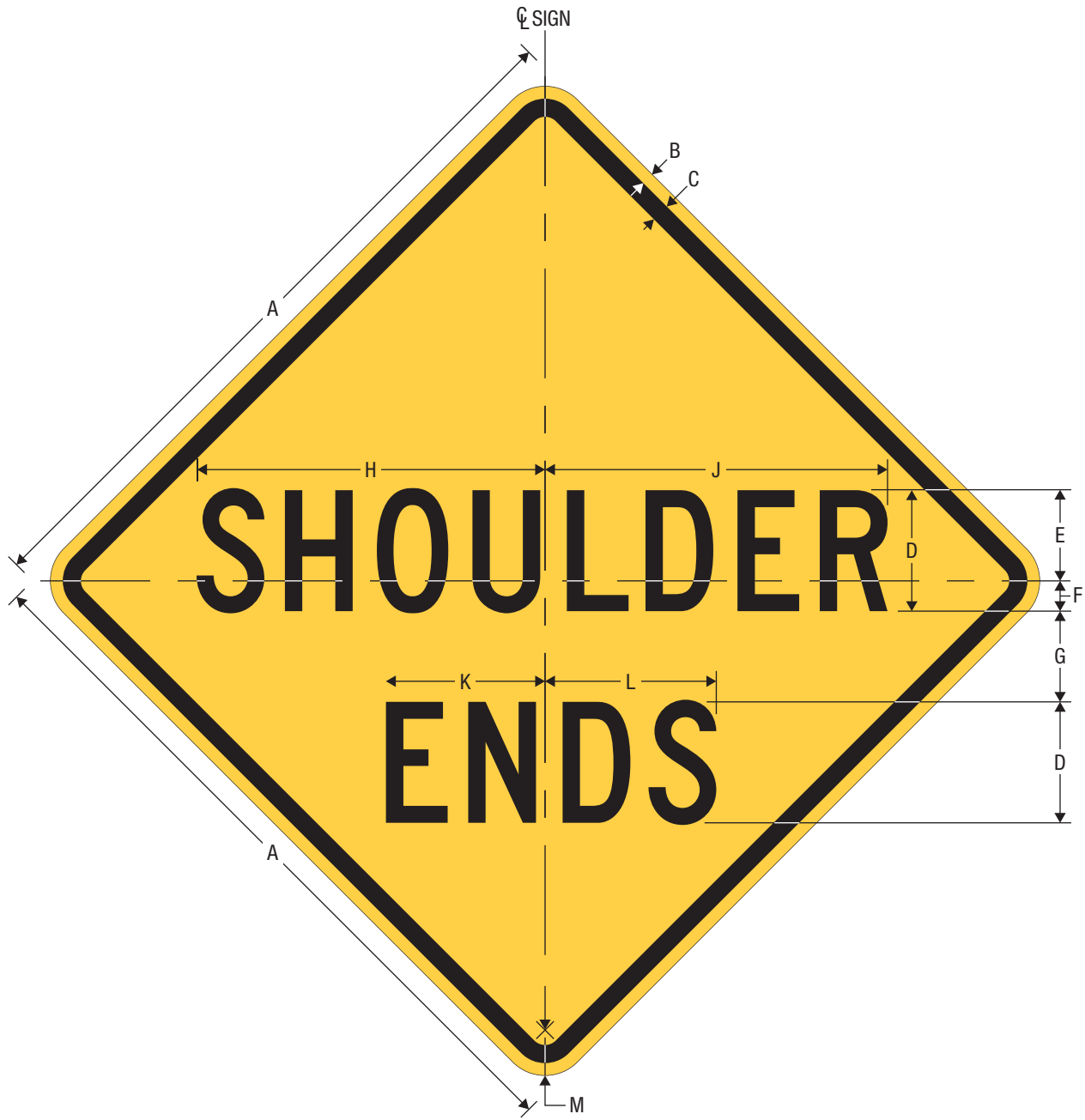


W8-23
NO SHOULDER

A	B	C	D	E	F	G	H	J	K	L	M
24	0.375	0.625	4 C	3	0.5	3.5	2.701	2.701	11.674	11.174	1.5
30	0.5	0.75	5 C	3.75	0.625	4.375	3.377	3.376	14.592	13.968	1.875
36	0.625	0.875	6 C	4.5	0.75	5.25	4.052	4.051	17.511	16.761	2.25
48	0.75	1.25	8 C	6	1	7	5.402	5.402	23.348	22.348	3

WARNING SIGN
 COLORS: LEGEND, BORDER — BLACK
 BACKGROUND — YELLOW (RETROREFLECTIVE)

TTC SIGN
 COLORS: LEGEND, BORDER — BLACK
 BACKGROUND — ORANGE (RETROREFLECTIVE)



W8-25
SHOULDER ENDS

A	B	C	D	E	F	G	H	J	K	L	M
24	0.375	0.625	4 C	3	1	3	11.424	11.424	5.212	5.712	1.5
30	0.5	0.75	5 C	3.75	1.25	3.75	14.280	14.280	6.578	7.077	1.875
36	0.625	0.875	6 C	4.75	1.25	4.5	17.261	17.011	7.693	8.693	2.25
48	0.75	1.25	8 C	6	2	6	22.973	22.723	10.424	11.424	3

WARNING SIGN
 COLORS: LEGEND, BORDER — BLACK
 BACKGROUND — YELLOW (RETROREFLECTIVE)

TTC SIGN
 COLORS: LEGEND, BORDER — BLACK
 BACKGROUND — ORANGE (RETROREFLECTIVE)



W9-1L
LEFT LANE ENDS

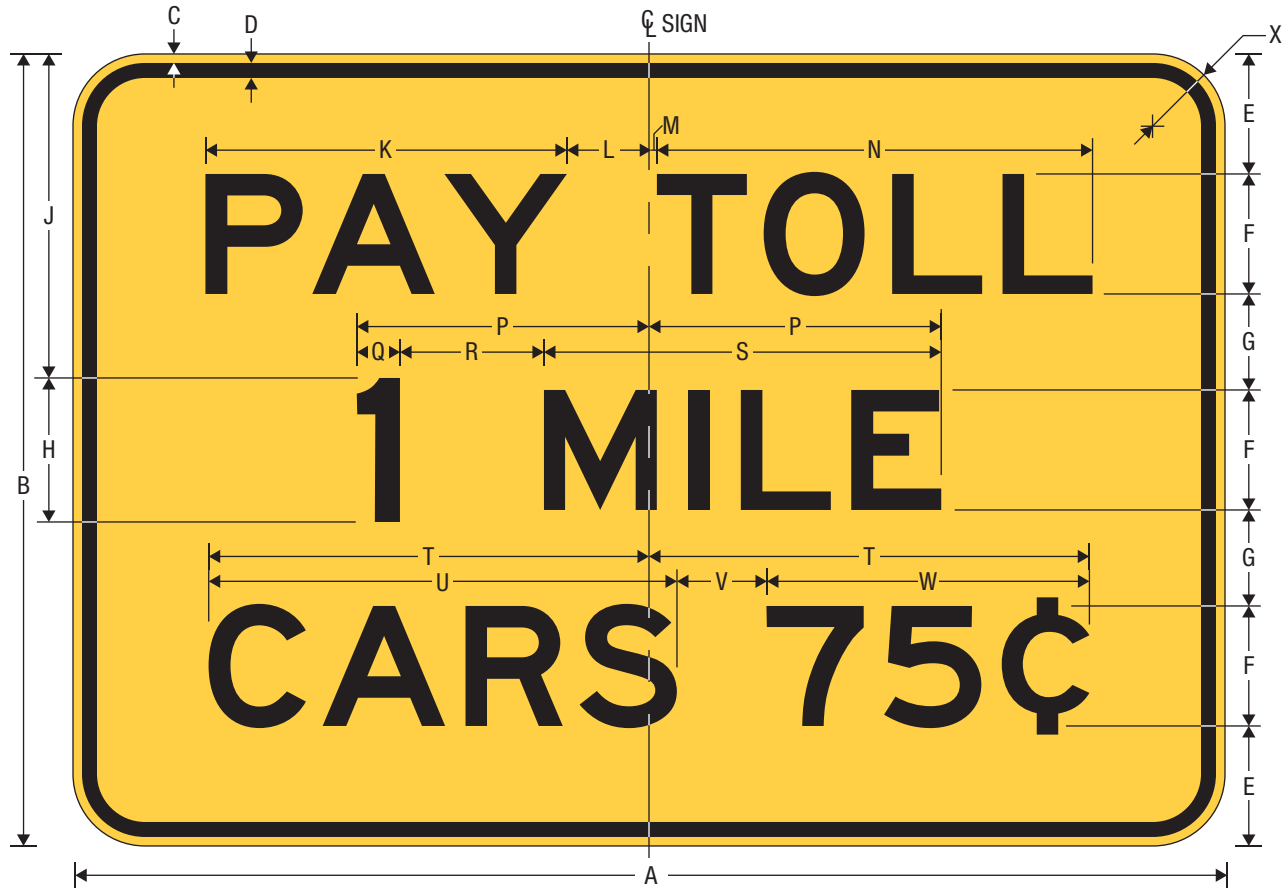
W9-1R
RIGHT LANE ENDS

A	B	C	D	E	F	G	H
30	0.5	0.75	5 D	2.5	1.5	3.5	8.582
36	0.625	0.875	6 D	3	2	4	10.373
48	0.75	1.25	8 D	4	3	5	13.830

J	K	L	M	N	P	Q	R
9.331	8.055	8.054	7.807	8.306	1.875	7.153	7.152
11.122	9.666	9.665	9.293	10.042	2.25	8.583	8.583
14.830	12.887	12.887	12.390	13.390	3	11.444	11.444

WARNING SIGN
 COLORS: LEGEND, BORDER — BLACK
 BACKGROUND — YELLOW (RETROREFLECTIVE)

TTC SIGN
 COLORS: LEGEND, BORDER — BLACK
 BACKGROUND — ORANGE (RETROREFLECTIVE)



W9-6

PAY TOLL XX MILES CARS (PRICE)

A	B	C	D	E	F	G	H	J	K	L
96	66	0.75	1.25	10	10 E	8	12 E	27	30.120	6.843

M	N	P	Q	R	S	T	U	V	W	X
0.657	36.305	VAR	VAR	12	VAR	VAR	39.023	7.5	VAR	6

COLORS: LEGEND, BORDER — BLACK
BACKGROUND — YELLOW (RETROREFLECTIVE)



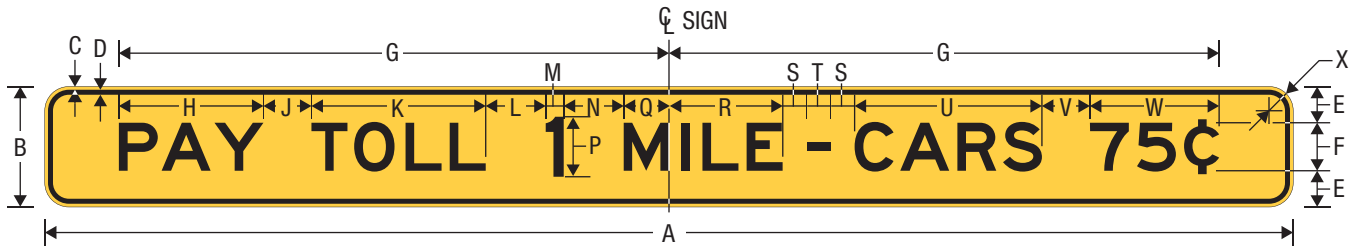
W9-6a

STOP AHEAD PAY TOLL CARS (PRICE)

A	B	C	D	E	F	G	H	J	K
114	66	0.75	1.25	10	10 E	8	36.915	7.5	3.405

L	M	N	P	Q	R	S	T	U	V
47.820	30.120	6.843	0.657	36.305	VAR	39.023	7.5	VAR	6

COLORS: LEGEND, BORDER — BLACK
BACKGROUND — YELLOW (RETROREFLECTIVE)

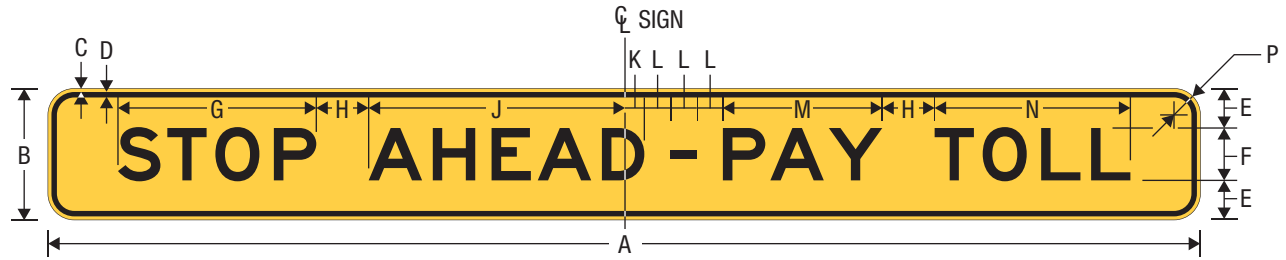


W9-6bP

PAY TOLL XX MILES CARS (PRICE) (PLAQUE)

A	B	C	D	E	F	G	H	J	K	L
312	30	0.75	1.25	9	12 E	VAR	36.144	12	43.566	15
M	N	P	Q	R	S	T	U	V	W	X
VAR	15	15 E	VAR	VAR	6	6	46.827	12	VAR	6

COLORS: LEGEND, BORDER – BLACK
BACKGROUND – YELLOW (RETROREFLECTIVE)



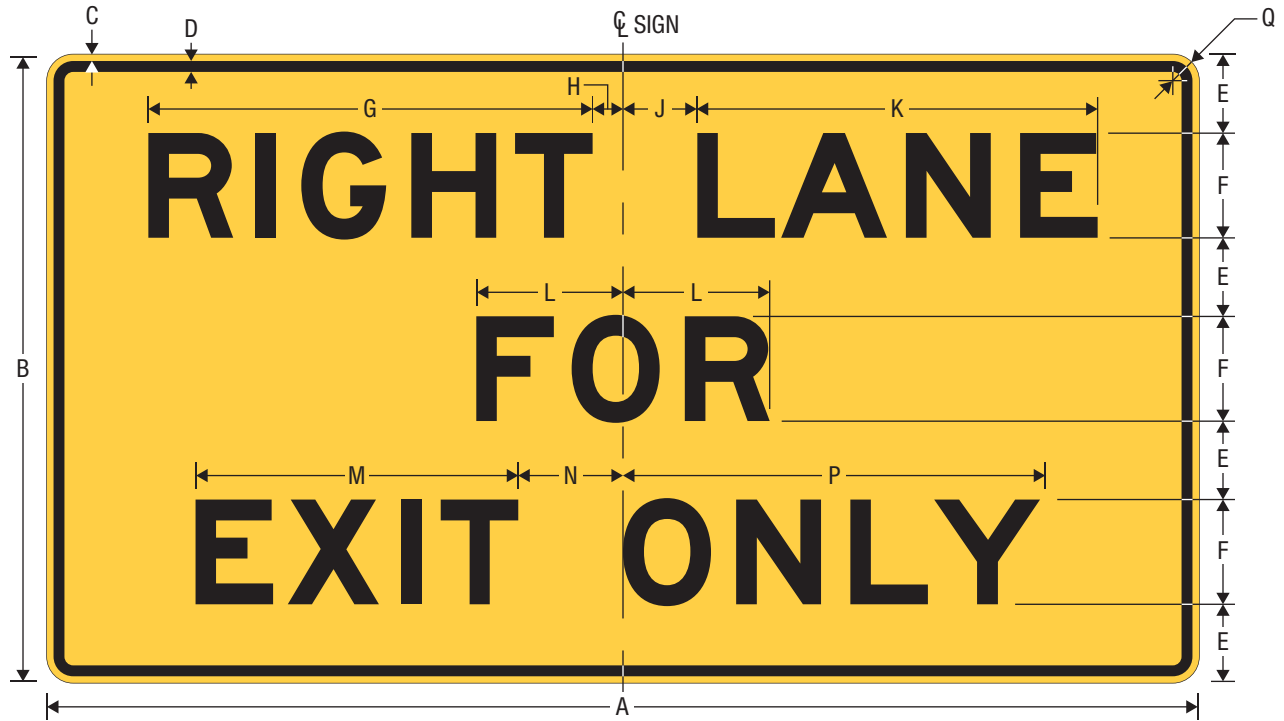
W9-6cP

STOP AHEAD PAY TOLL (PLAQUE)

* Increase Spacing 20%.

A	B	C	D	E	F	G	H	J	K	L	M	N	P
264	30	0.75	1.25	9	12 E*	45.450	12	58.556	4.618	6	36.528	44.862	6

COLORS: LEGEND, BORDER — BLACK
BACKGROUND — YELLOW (RETROREFLECTIVE)



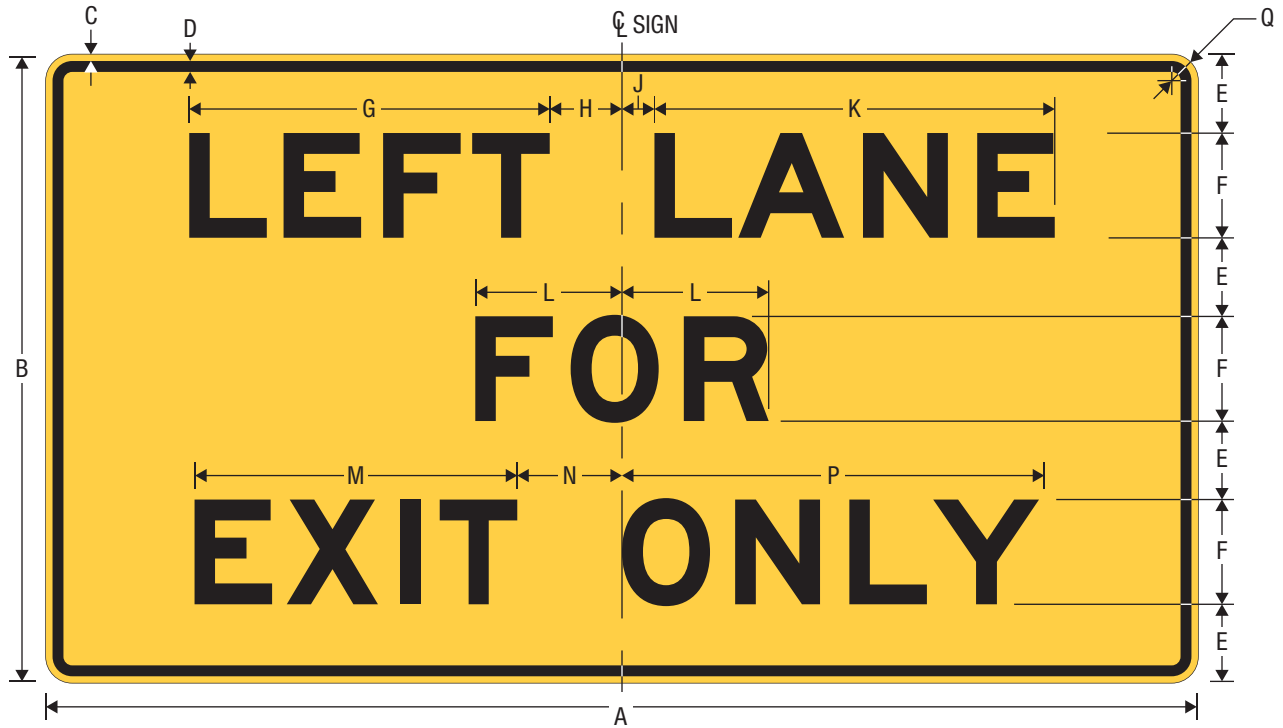
W9-7R
RIGHT LANE FOR EXIT ONLY

A	B	C	D	E	F	G	H
132	72	0.75	1.25	9	12 E(m)	50.904	3.482

J	K	L	M	N	P	Q
8.518	45.867	16.809	36.978	12	47.787	3

COLORS: LEGEND, BORDER — BLACK
BACKGROUND — YELLOW (RETROREFLECTIVE)

3-124-1



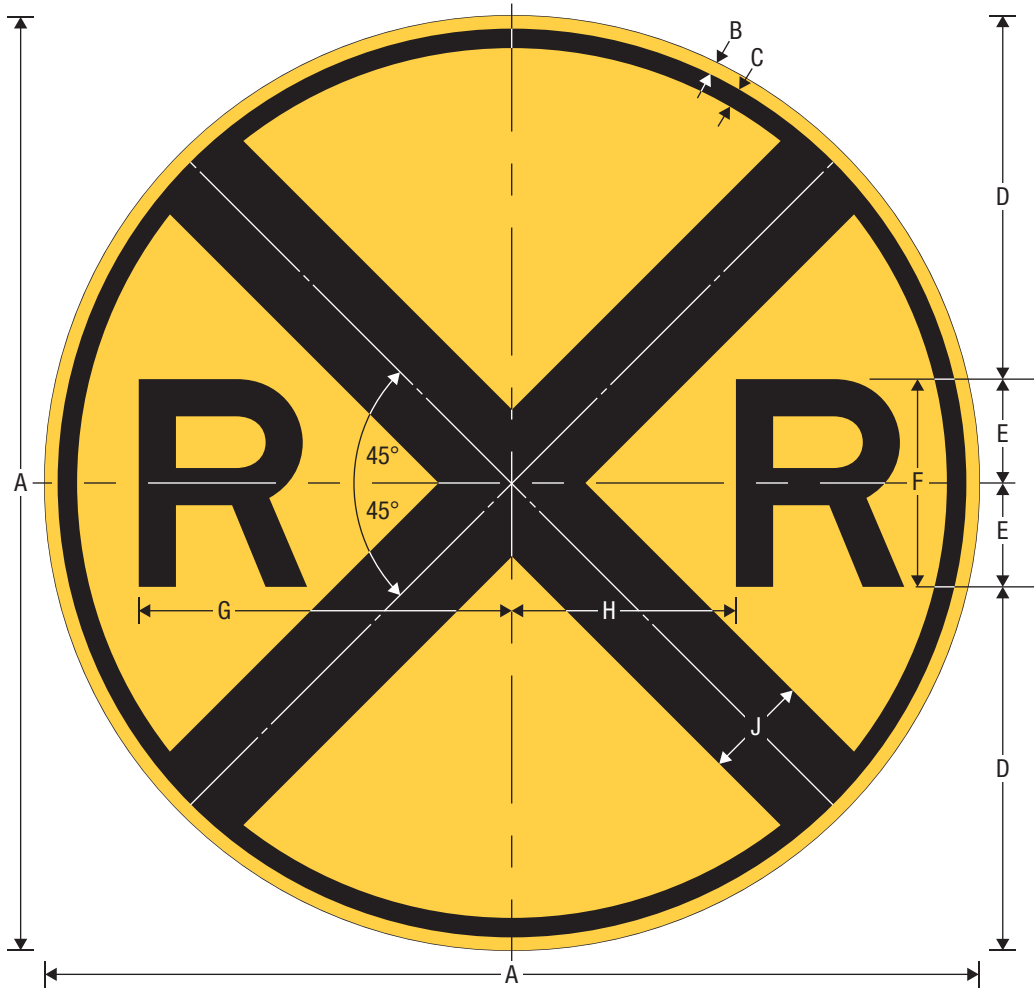
W9-7L
LEFT LANE FOR EXIT ONLY

A	B	C	D	E	F	G	H
132	72	0.75	1.25	9	12 E(m)	41.304	8.282

J	K	L	M	N	P	Q
3.718	45.867	16.809	36.978	12	47.787	3

COLORS: LEGEND, BORDER — BLACK
BACKGROUND — YELLOW (RETROREFLECTIVE)

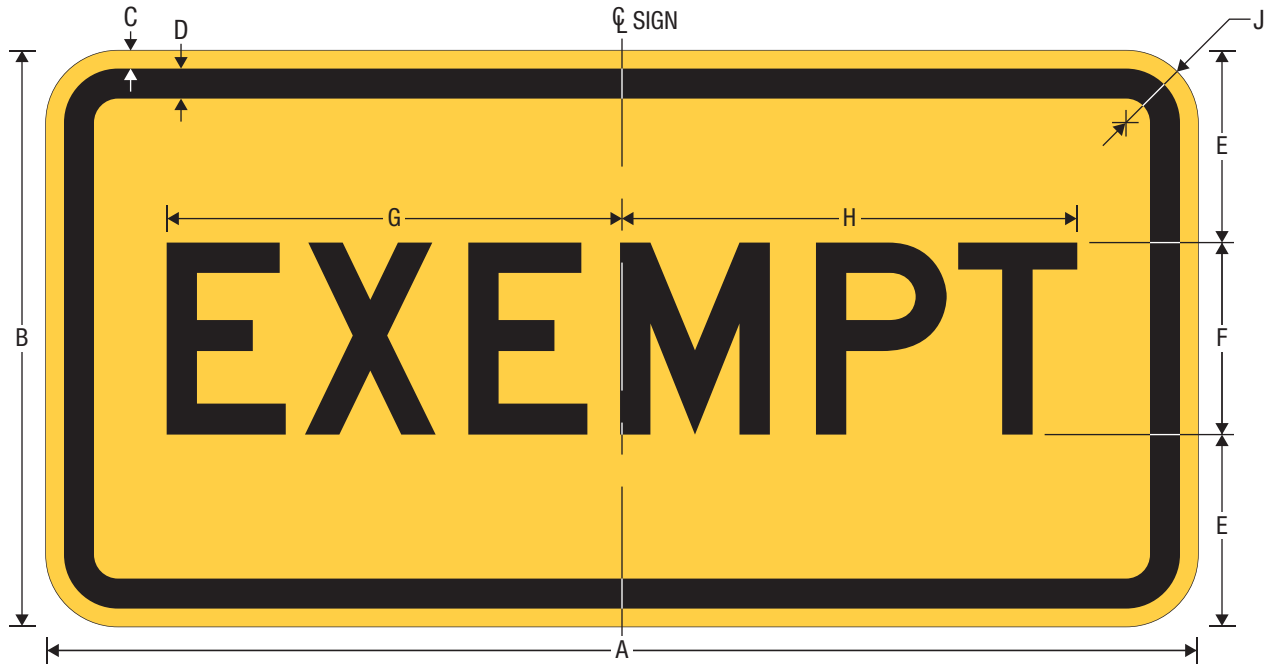
3-124-2



W10-1
GRADE CROSSING ADVANCE WARNING

A	B	C	D	E	F	G	H	J
24	0.375	0.625	9.5	2.5	5 E	9.25	5.75	2.5
30	0.375	0.625	11.5	3.5	7 E	12.375	7.125	3
36	0.5	0.75	14	4	8 E	14.375	8.625	4
48	0.75	1.25	19	5	10 E	18.375	11.625	5

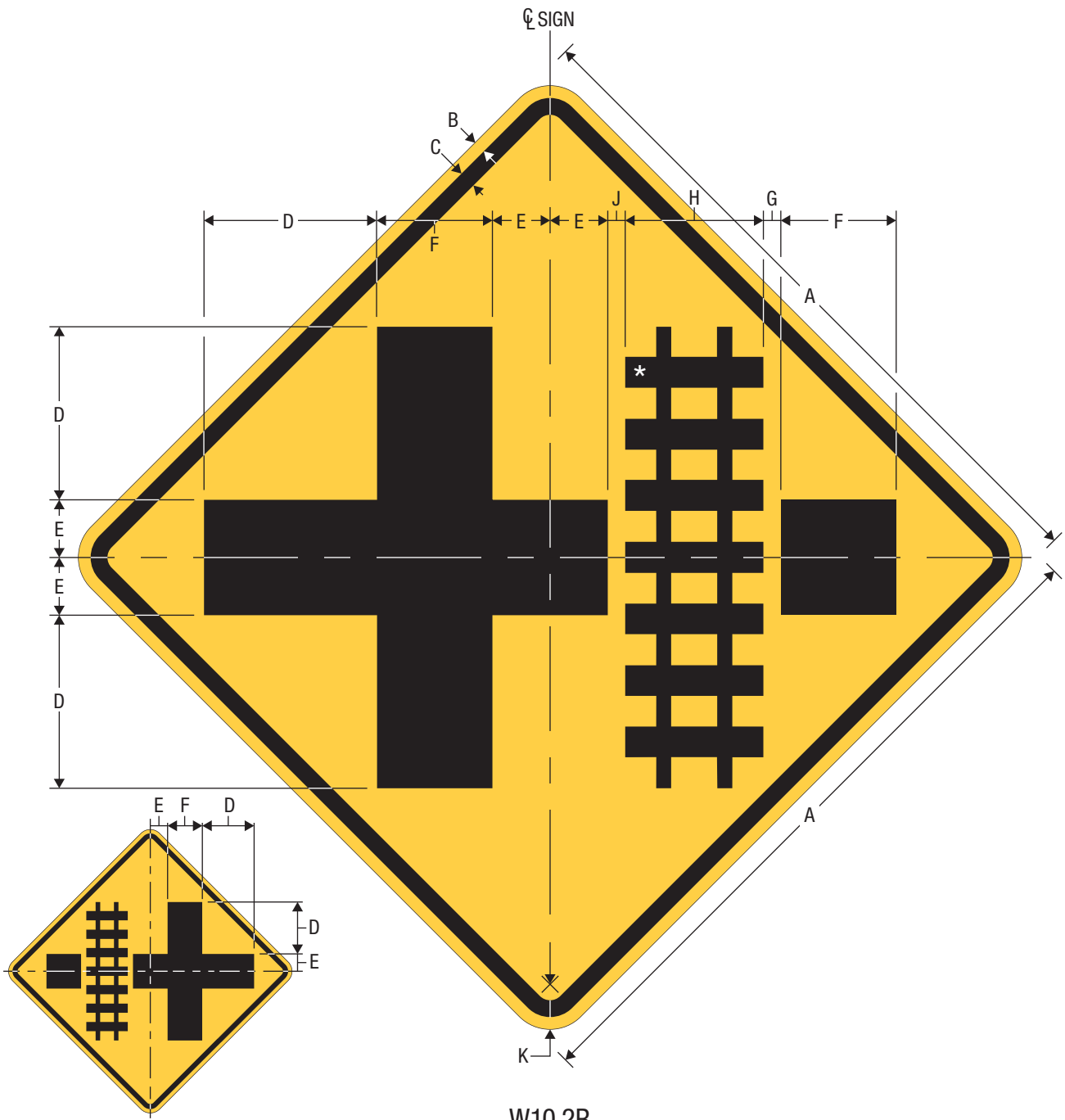
COLORS: LEGEND, BORDER, DIAGONALS — BLACK
BACKGROUND — YELLOW (RETROREFLECTIVE)



W10-1aP
EXEMPT (PLAQUE)

A	B	C	D	E	F	G	H	J
24	12	0.375	0.625	4	4 D	9.486	9.485	1.5

COLORS: LEGEND, BORDER – BLACK
BACKGROUND – YELLOW (RETROREFLECTIVE)



W10-2L

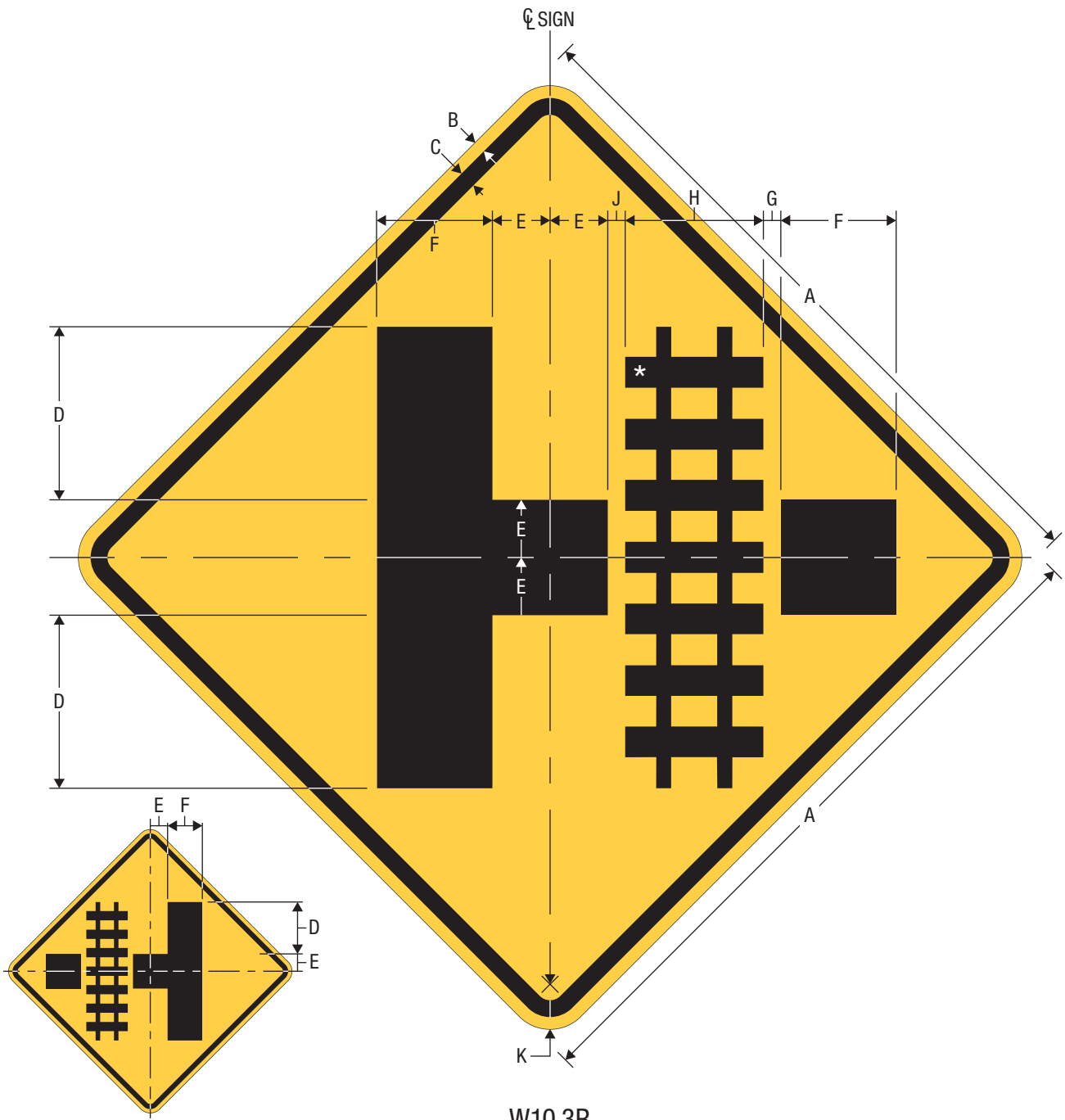
W10-2R

GRADE CROSSING ADVANCE WARNING - CROSSROAD WITH GRADE CROSSING

* See page 8-32 for symbol design.

A	B	C	D	E	F	G	H	J	K
30	0.5	0.75	7.5	2.5	5	0.756	5.989	0.755	1.875
36	0.625	0.875	9	3	6	0.907	7.187	0.906	2.25
48	0.75	1.25	12	4	8	1.209	9.583	1.208	3

COLORS: LEGEND, BORDER — BLACK
BACKGROUND — YELLOW (RETROREFLECTIVE)



W10-3L

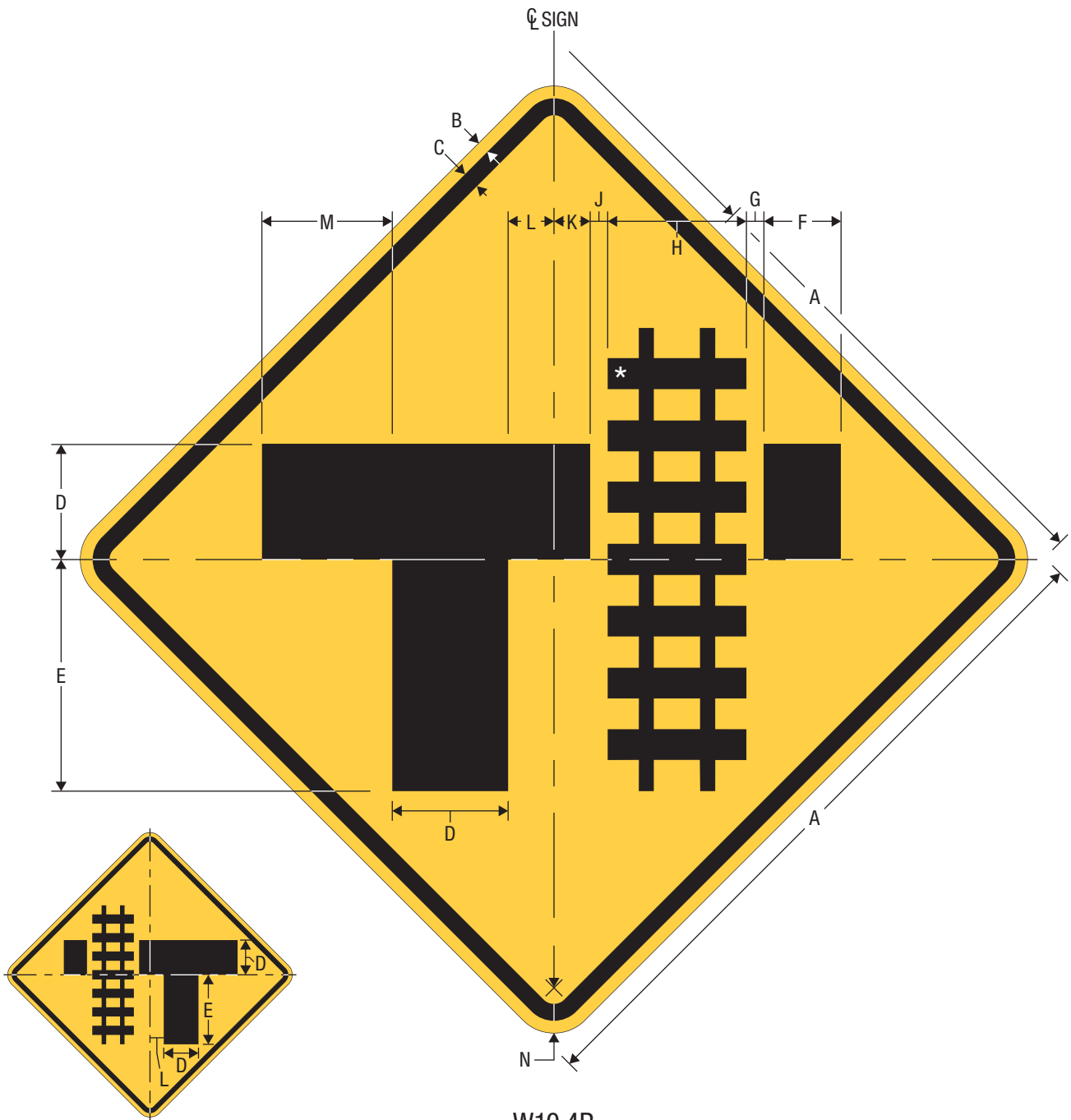
W10-3R

GRADE CROSSING ADVANCE WARNING - SIDE ROAD WITH GRADE CROSSING

* See page 8-32 for symbol design.

A	B	C	D	E	F	G	H	J	K
30	0.5	0.75	7.5	2.5	5	0.756	5.989	0.755	1.875
36	0.625	0.875	9	3	6	0.907	7.187	0.906	2.25
48	0.75	1.25	12	4	8	1.209	9.583	1.208	3

COLORS: LEGEND, BORDER — BLACK
BACKGROUND — YELLOW (RETROREFLECTIVE)



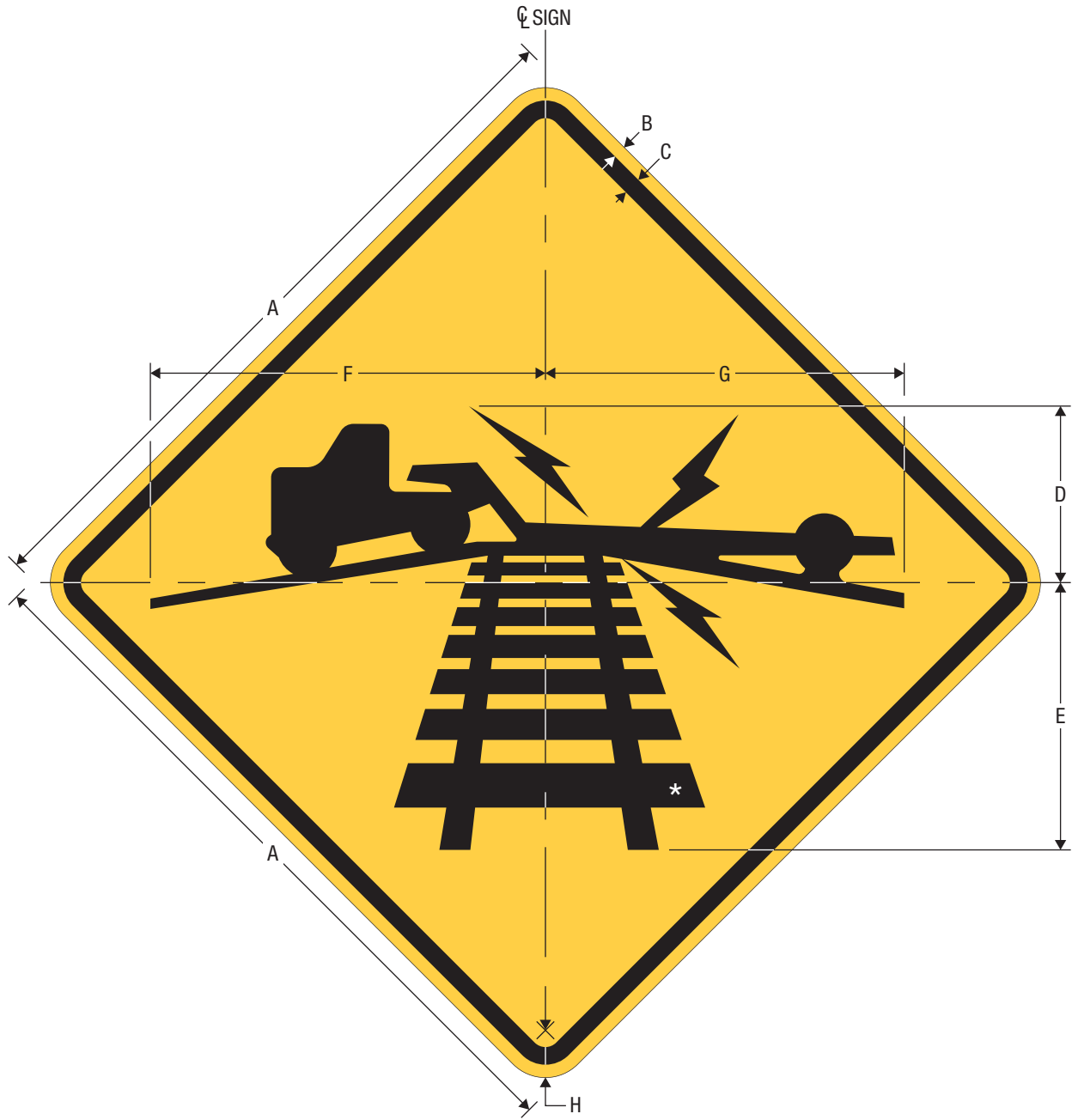
W10-4L

W10-4R
GRADE CROSSING ADVANCE WARNING - T-INTERSECTION WITH GRADE CROSSING

* See page 8-32 for symbol design.

A	B	C	D	E	F	G	H	J	K	L	M	N
30	0.5	0.75	5	10	3.5	0.756	5.989	0.755	1.5	2	6	1.875
36	0.625	0.875	6	12	4	0.907	7.187	0.906	1.875	2.375	6.75	2.25
48	0.75	1.25	8	16	5	1.209	9.583	1.208	2.5	3	8.5	3

COLORS: LEGEND, BORDER — BLACK
BACKGROUND — YELLOW (RETROREFLECTIVE)

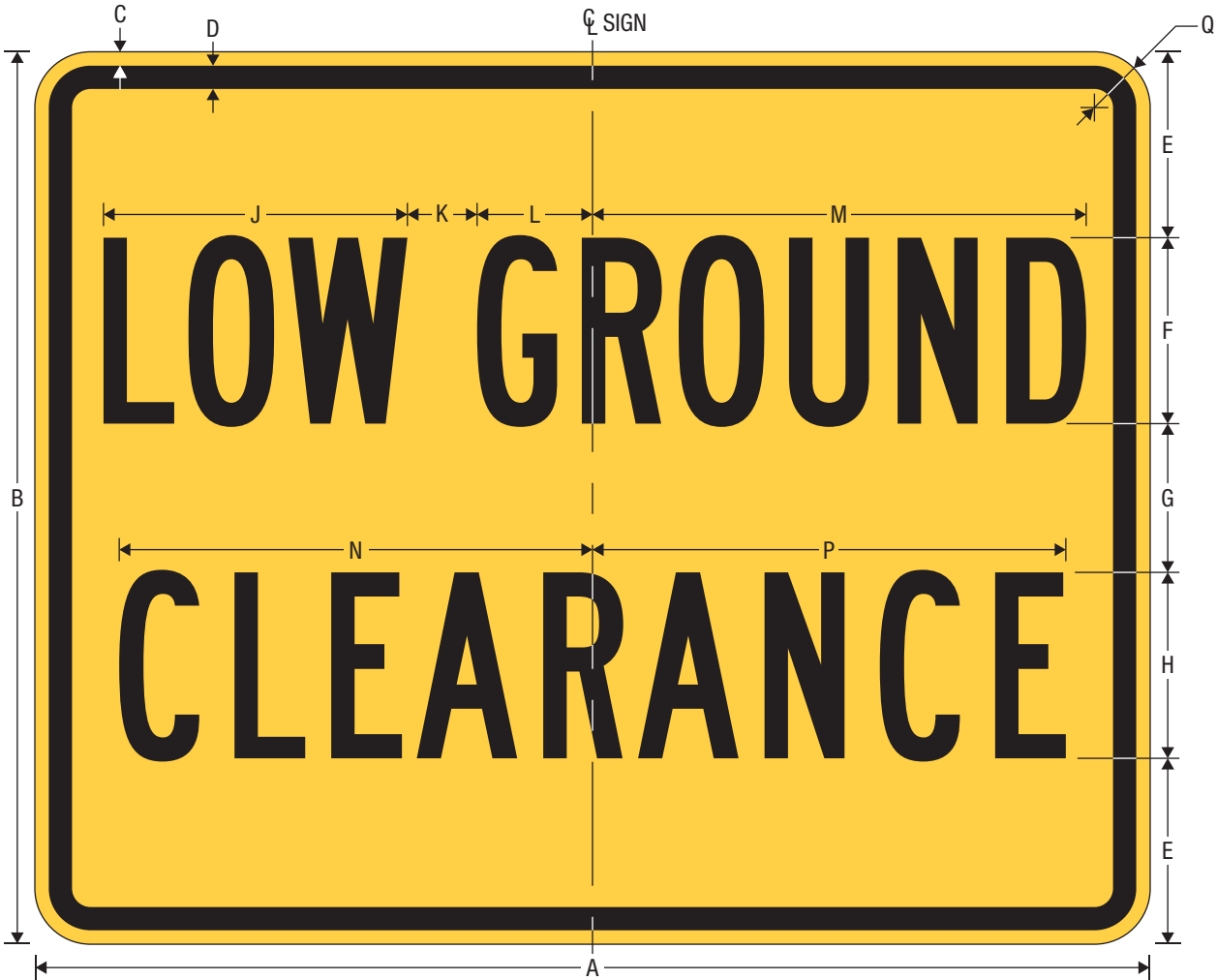


W10-5
LOW GROUND CLEARANCE

* See page 8-12 for symbol design.

A	B	C	D	E	F	G	H
36	0.625	0.875	8.75	13.25	19.583	17.782	2.25
48	0.75	1.25	11.75	17.75	25.452	24.652	3

COLORS: LEGEND, BORDER — BLACK
BACKGROUND — YELLOW (RETROREFLECTIVE)



W10-5P
LOW GROUND CLEARANCE (PLAQUE)

* Reduce Spacing 30%.

A	B	C	D	E	F	G	H
30	24	0.375	0.625	5	5 B*	4	5 B

J	K	L	M	N	P	Q
8.174	1.875	3.104	13.279	12.731	12.730	1.5

COLORS: LEGEND, BORDER — BLACK
BACKGROUND — YELLOW (RETROREFLECTIVE)



W10-7

LIGHT RAIL (ACTIVATED BLANK-OUT)

* See page 8-16 for symbol design.

A	B	C
24	2.5	19

COLORS: LEGEND — YELLOW
BACKGROUND — BLACK



W10-8
TRAINS MAY EXCEED 80 MPH

* Increase Spacing 100%.

A	B	C	D	E	F	G	H	J
30	0.5	0.75	4 C	2	4 C*	7.463	7.462	8.564
36	0.625	0.875	5 C	2.5	5 C*	9.328	9.328	10.705
48	0.75	1.25	6 C	3	6 C*	11.194	11.194	12.846

K	L	M	N	P	Q	R	S
2.5	2.451	13.515	5.202	4.5	0.391	10.093	1.875
3	3.126	16.832	6.503	5.5	0.551	12.554	2.25
4	3.552	20.397	7.803	7.25	0.337	15.389	3

COLORS: LEGEND, BORDER – BLACK
BACKGROUND – YELLOW (RETROREFLECTIVE)



W10-9
NO TRAIN HORN

A	B	C	D	E	F	G	H	J	K	L	M	N
36	0.625	0.875	6 D	4.5	5.25	0.75	4.584	5.084	10.837	10.089	10.088	2.25
48	0.75	1.25	8 D	6	7	1	5.945	6.945	14.449	13.451	13.451	3

COLORS: LEGEND, BORDER – BLACK
BACKGROUND – YELLOW (RETROREFLECTIVE)

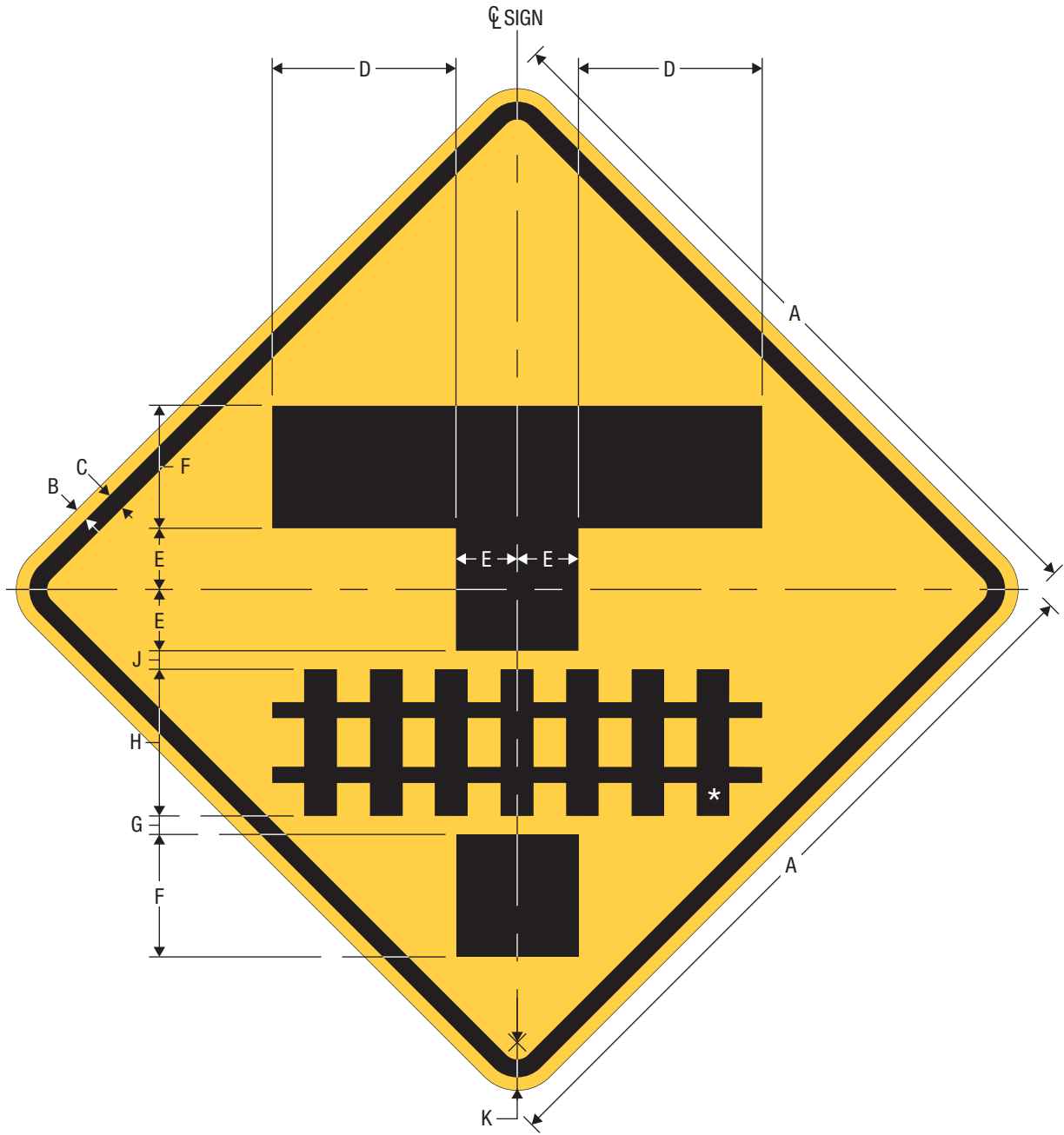


W10-9P
NO TRAIN HORN (PLAQUE)

* Reduce Spacing 10%.

A	B	C	D	E	F	G	H	J	K	L	M	N	P
18	12	0.375	0.375	2	3 D	2	3 B*	2.417	7.299	0.581	0.919	6.711	1.5
30	24	0.375	0.625	5	5 D	4	5 B	4.028	12.455	0.938	1.562	11.455	1.5

COLORS: LEGEND, BORDER — BLACK
BACKGROUND — YELLOW (RETROREFLECTIVE)

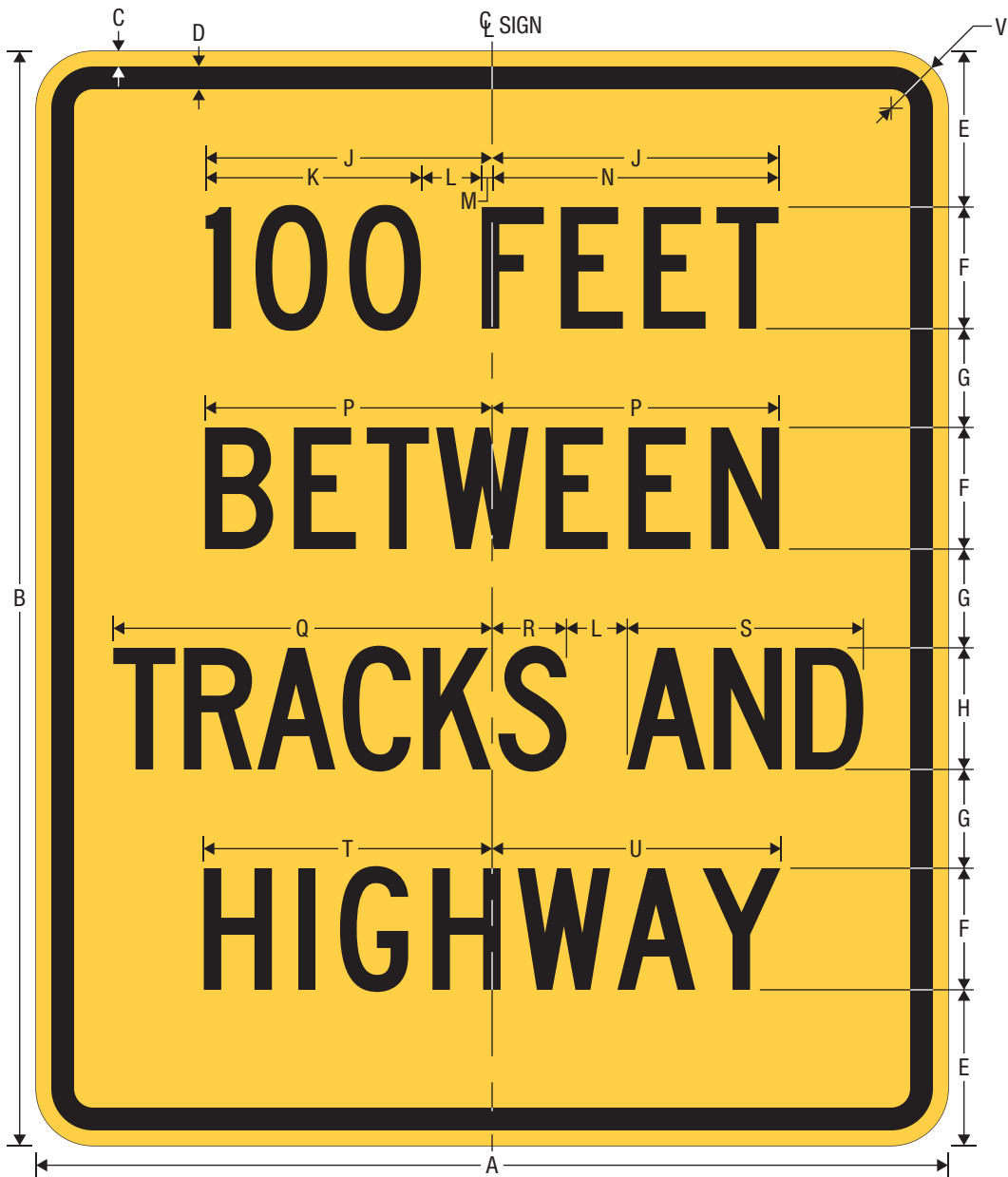


W10-11
STORAGE SPACE

* See page 8-32 for symbol design.

A	B	C	D	E	F	G	H	J	K
30	0.5	0.75	7.5	2.5	5	0.75	6	0.75	1.875
36	0.625	0.875	9	3	6	1	7	1	2.25
48	0.75	1.25	12	4	8	1.25	9.5	1.25	3

COLORS: LEGEND, BORDER — BLACK
BACKGROUND — YELLOW (RETROREFLECTIVE)



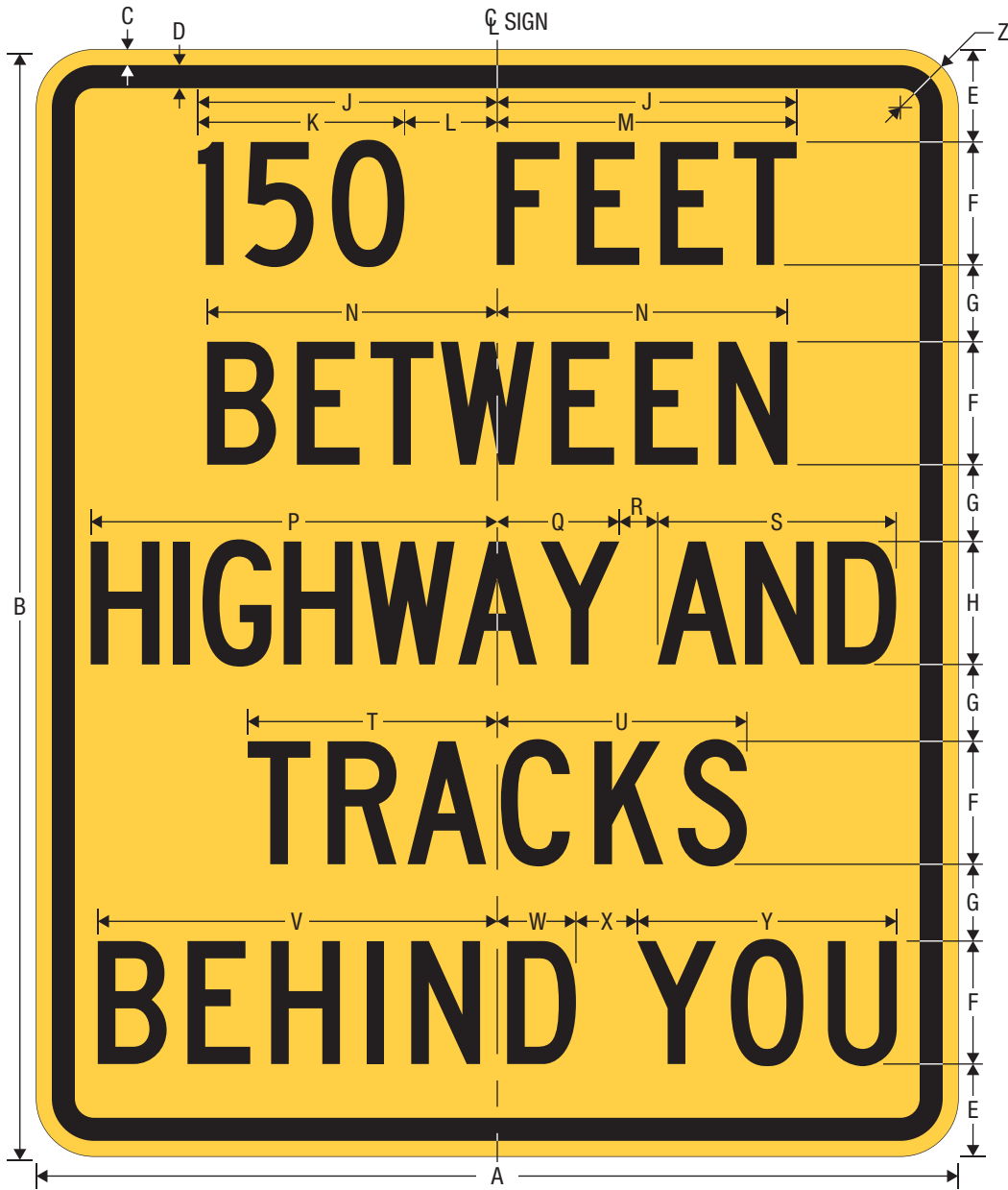
W10-11a
STORAGE SPACE AHEAD

* Reduce Spacing 50%.

A	B	C	D	E	F	G	H	J	K
30	36	0.5	0.75	5.125	4 C	3.25	4 C*	VAR	VAR
48	54	0.75	1.25	7.5	6 C	5	6 C	VAR	VAR

L	M	N	P	Q	R	S	T	U	V
2	0.341	9.423	9.444	12.460	2.446	7.763	9.484	9.483	1.875
3	0.511	14.135	14.166	20.047	4.322	12.725	14.226	14.225	3

COLORS: LEGEND, BORDER — BLACK
BACKGROUND — YELLOW (RETROREFLECTIVE)



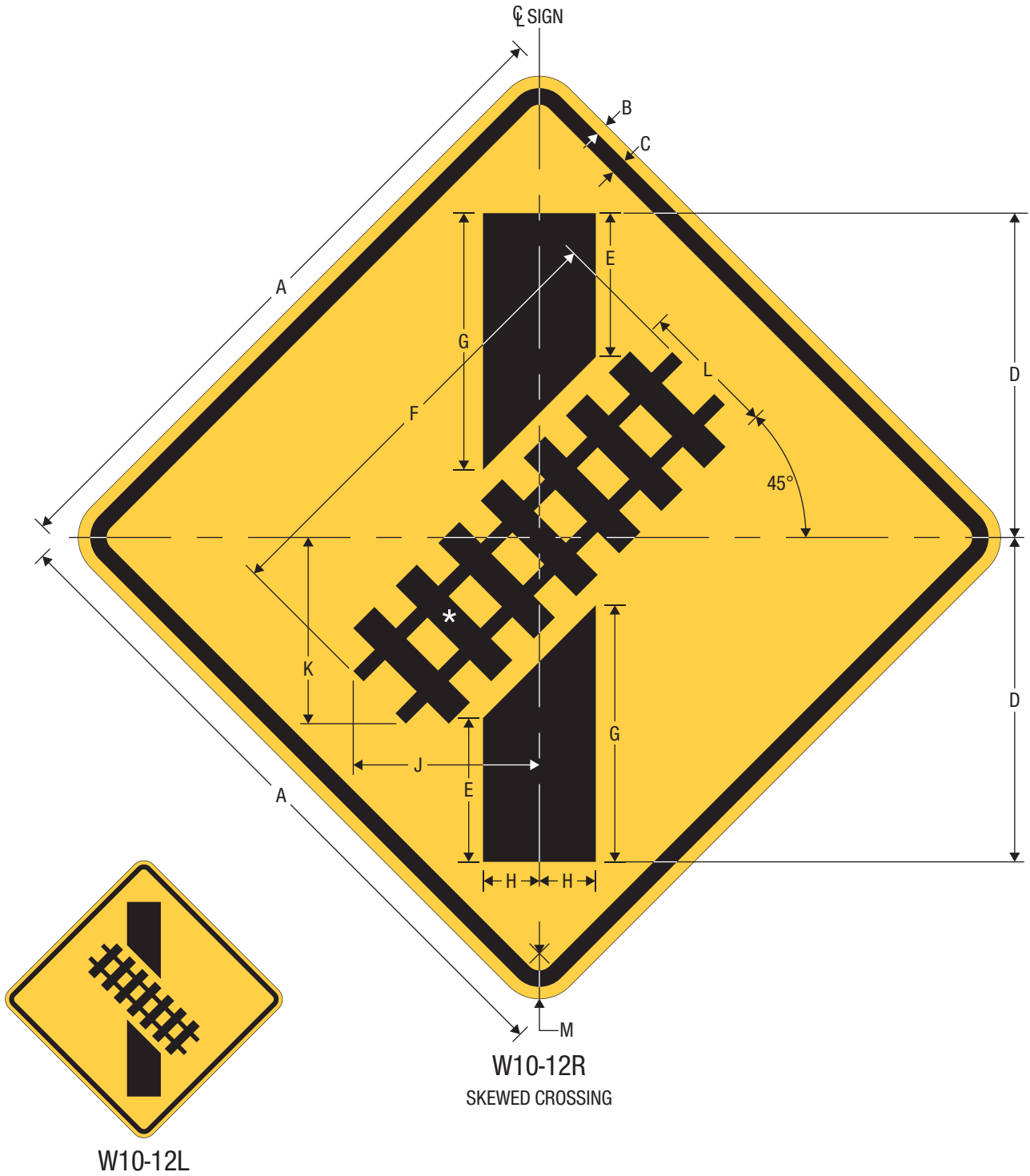
W10-11b
STORAGE SPACE BEHIND

* Reduce Spacing 50%. ** Reduce Spacing 30%.

A	B	C	D	E	F	G	H	J	K	L	M
30	36	0.5	0.75	3	4 C	2.5	4 C*	VAR	VAR	3	9.764
48	54	0.75	1.25	4.5	6 C	3.75	6 C**	VAR	VAR	4.5	14.646

N	P	Q	R	S	T	U	V	W	X	Y	Z
9.444	13.235	3.972	1.25	7.763	8.123	8.123	13.004	2.561	2	8.443	1.875
14.166	20.285	6.582	1.875	12.077	12.185	12.184	19.507	3.841	3	12.665	3

COLORS: LEGEND, BORDER — BLACK
BACKGROUND — YELLOW (RETROREFLECTIVE)



* See page 8-32 for symbol design.

A	B	C	D	E	F	G	H	J	K	L	M
18	0.375	0.625	8.75	3.802	12	6.805	1.5	4.952	4.950	3.593	1.5
30	0.5	0.75	14.5	6.364	20	11.368	2.5	8.253	8.250	5.989	1.875
36	0.625	0.875	17.25	7.645	24	13.650	3	9.903	9.899	7.187	2.25
48	0.75	1.25	23	10.167	32	18.173	4	13.204	13.199	9.583	3

COLORS: LEGEND, BORDER — BLACK
BACKGROUND — YELLOW (RETROREFLECTIVE)



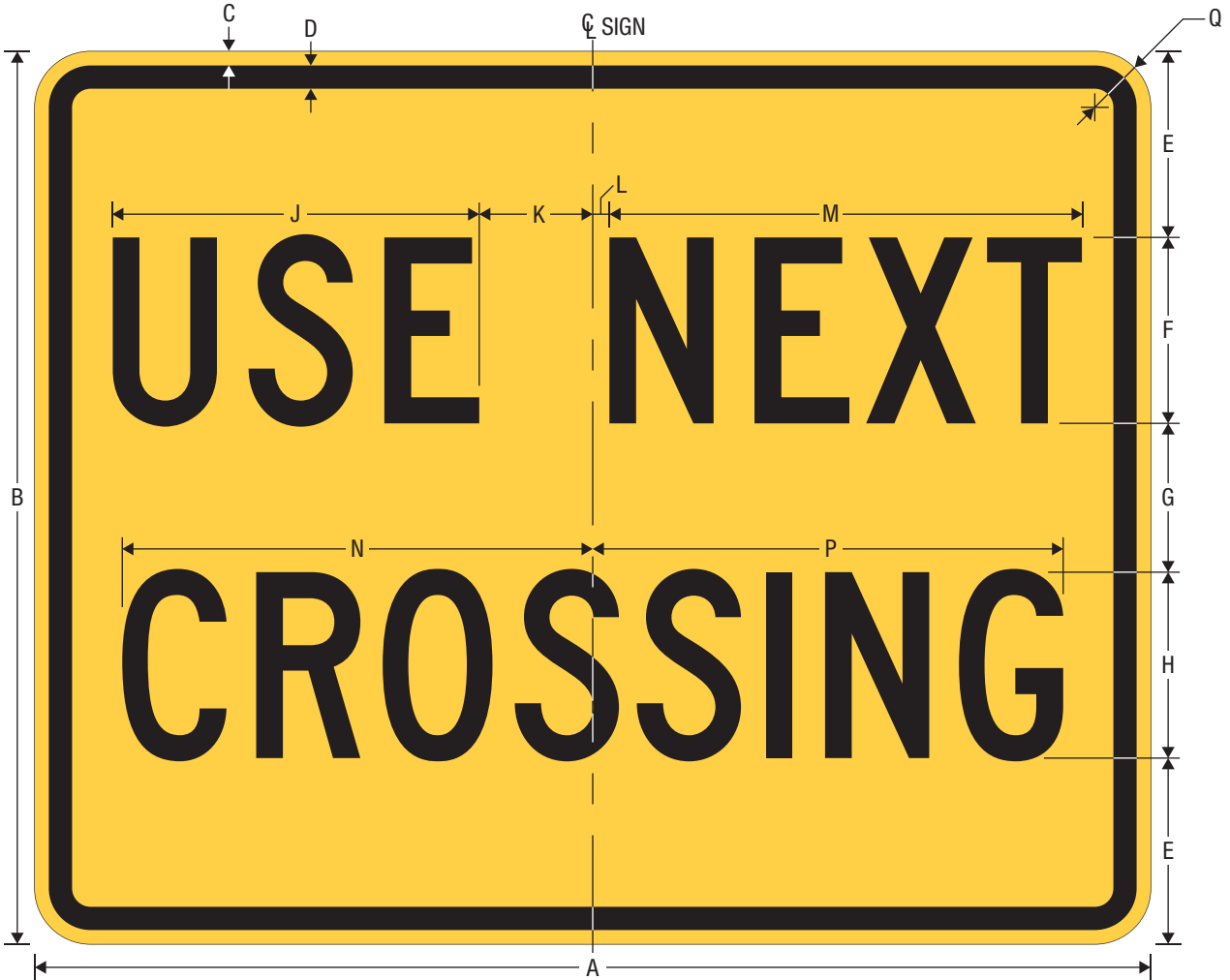
W10-13P
NO GATES OR LIGHTS (PLAQUE)

* Reduce Spacing 20%.
** Reduce Spacing 30%.

A	B	C	D	E	F	G	H	J
30	24	0.375	0.625	5	5 C*	4	5 C**	6.553

K	L	M	N	P	Q	R	S
3.25	2.932	12.734	6.453	3	3.724	13.177	1.5

COLORS: LEGEND, BORDER — BLACK
BACKGROUND — YELLOW (RETROREFLECTIVE)



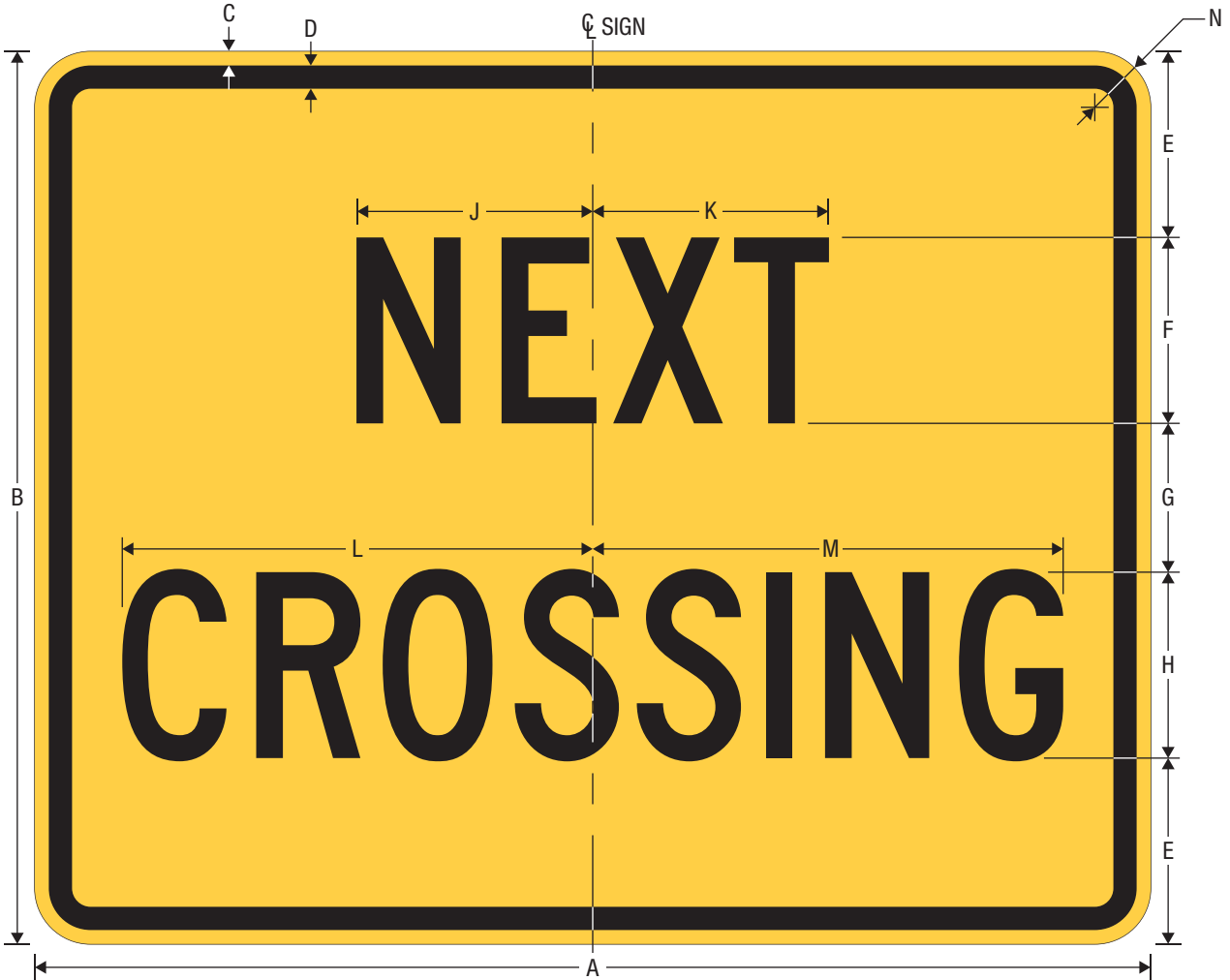
W10-14aP
USE NEXT CROSSING (PLAQUE)

* Reduce Spacing 20%.

A	B	C	D	E	F	G	H
30	24	0.375	0.625	5	5 C	4	5 C*

J	K	L	M	N	P	Q
9.854	3.051	0.449	12.705	12.650	12.649	1.5

COLORS: LEGEND, BORDER — BLACK
BACKGROUND — YELLOW (RETROREFLECTIVE)



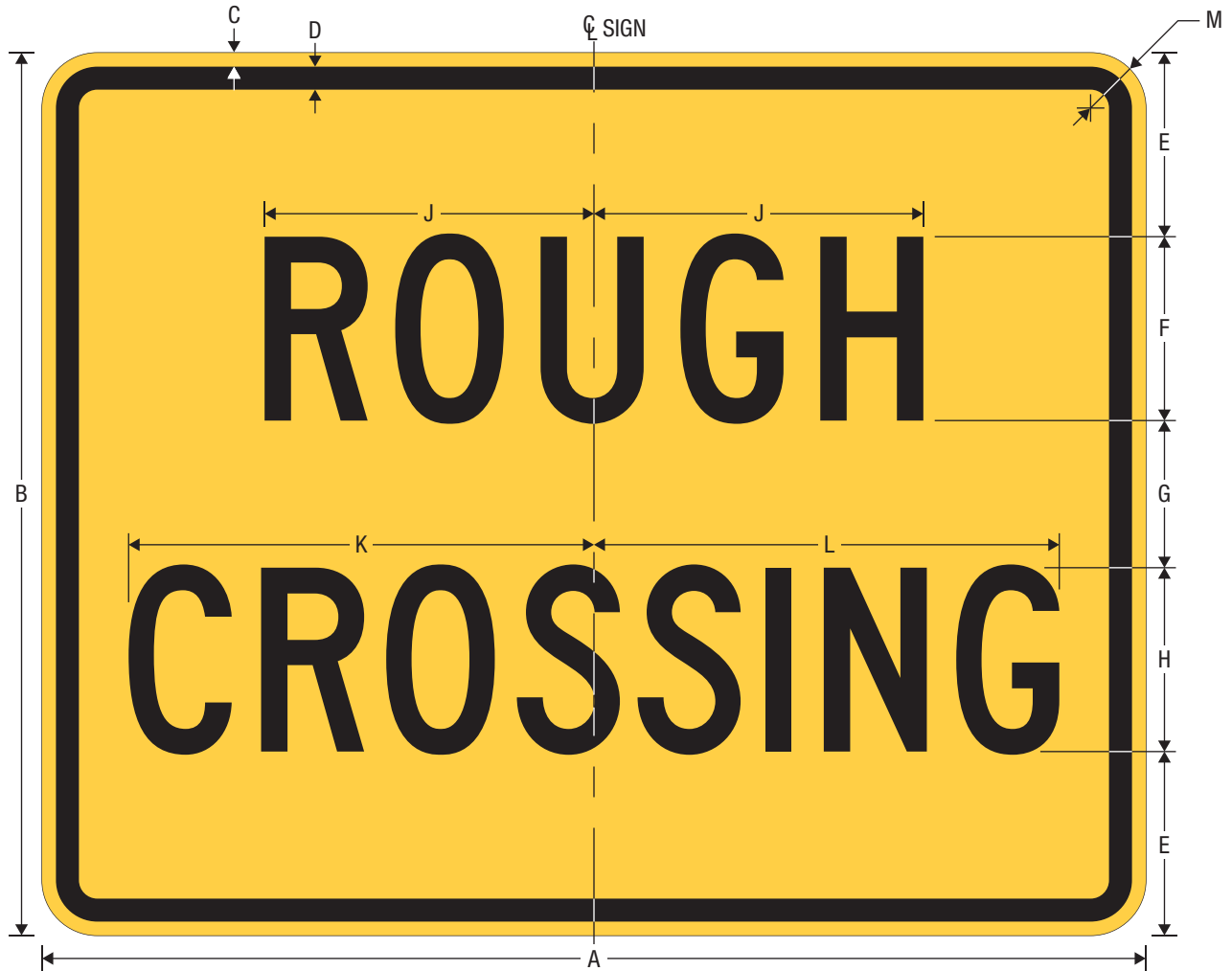
W10-14P
NEXT CROSSING (PLAQUE)

* Reduce Spacing 20%.

A	B	C	D	E	F	G
30	24	0.375	0.625	5	5 C	4

H	J	K	L	M	N
5 C*	6.353	6.352	12.650	12.649	1.5

COLORS: LEGEND, BORDER — BLACK
BACKGROUND — YELLOW (RETROREFLECTIVE)



W10-15P
ROUGH CROSSING (PLAQUE)

* Reduce Spacing 20%.

A	B	C	D	E	F	G	H	J	K	L	M
30	24	0.375	0.625	5	5 C	4	5 C*	8.953	12.650	12.649	1.5
36	30	0.5	0.75	6.5	6 C	5	6 C*	10.744	15.180	15.179	1.875

COLORS: LEGEND, BORDER — BLACK
BACKGROUND — YELLOW (RETROREFLECTIVE)




W11-1
BICYCLE

* See page 8-4 for symbol design.

A	B	C	D	E	F
18	0.375	0.625	5.625	3.875	1.5
30	0.5	0.75	9.375	6.625	1.875
36	0.625	0.875	11.25	8	2.25
48	0.75	1.25	15.125	10.375	3

COLORS: LEGEND, BORDER — BLACK
BACKGROUND — YELLOW (RETROREFLECTIVE) OR
FLUORESCENT YELLOW-GREEN (RETROREFLECTIVE)




W11-2
PEDESTRIAN

* See page 8-7 for symbol design.

A	B	C	D	E	F	G	H
18	0.375	0.625	8	7.5	4.75	3.473	1.5
30	0.5	0.75	13.5	12.5	7.75	6.043	1.875
36	0.625	0.875	16	15	9.25	7.195	2.25
48	0.75	1.25	22	20	12.5	9.781	3

COLORS: LEGEND, BORDER — BLACK
BACKGROUND — YELLOW (RETROREFLECTIVE) OR
FLUORESCENT YELLOW-GREEN (RETROREFLECTIVE)

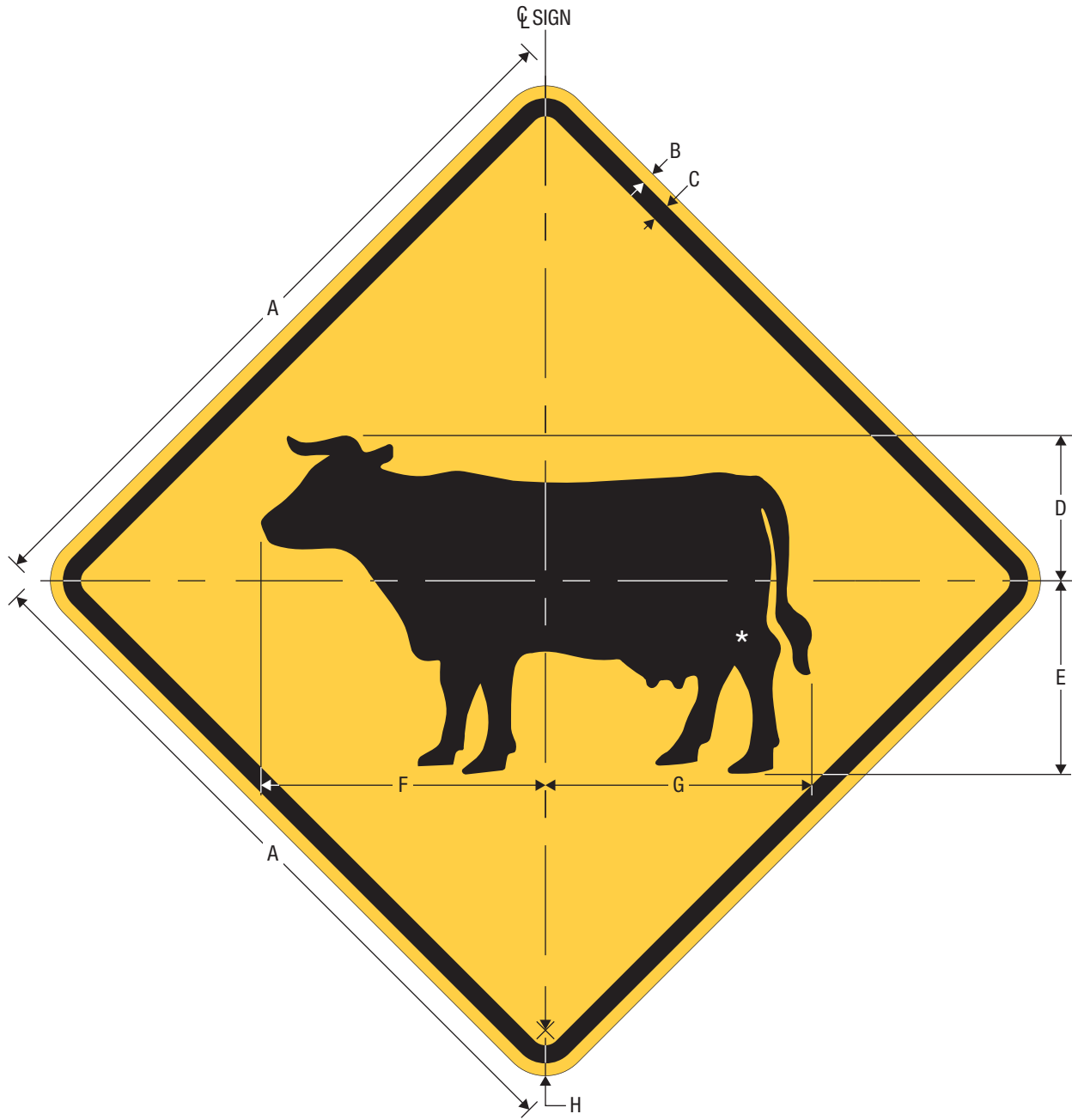


W11-3
LARGE ANIMAL - DEER

* See page 8-33 for symbol design.

A	B	C	D	E	F	G	H
24	0.375	0.625	10.625	7.875	6.5	6.035	1.5
30	0.5	0.75	13.5	10	8.25	7.673	1.875
36	0.625	0.875	16.25	12	9.875	9.266	2.25
48	0.75	1.25	21.25	15.75	13	12.070	3

COLORS: LEGEND, BORDER – BLACK
BACKGROUND – YELLOW (RETROREFLECTIVE)

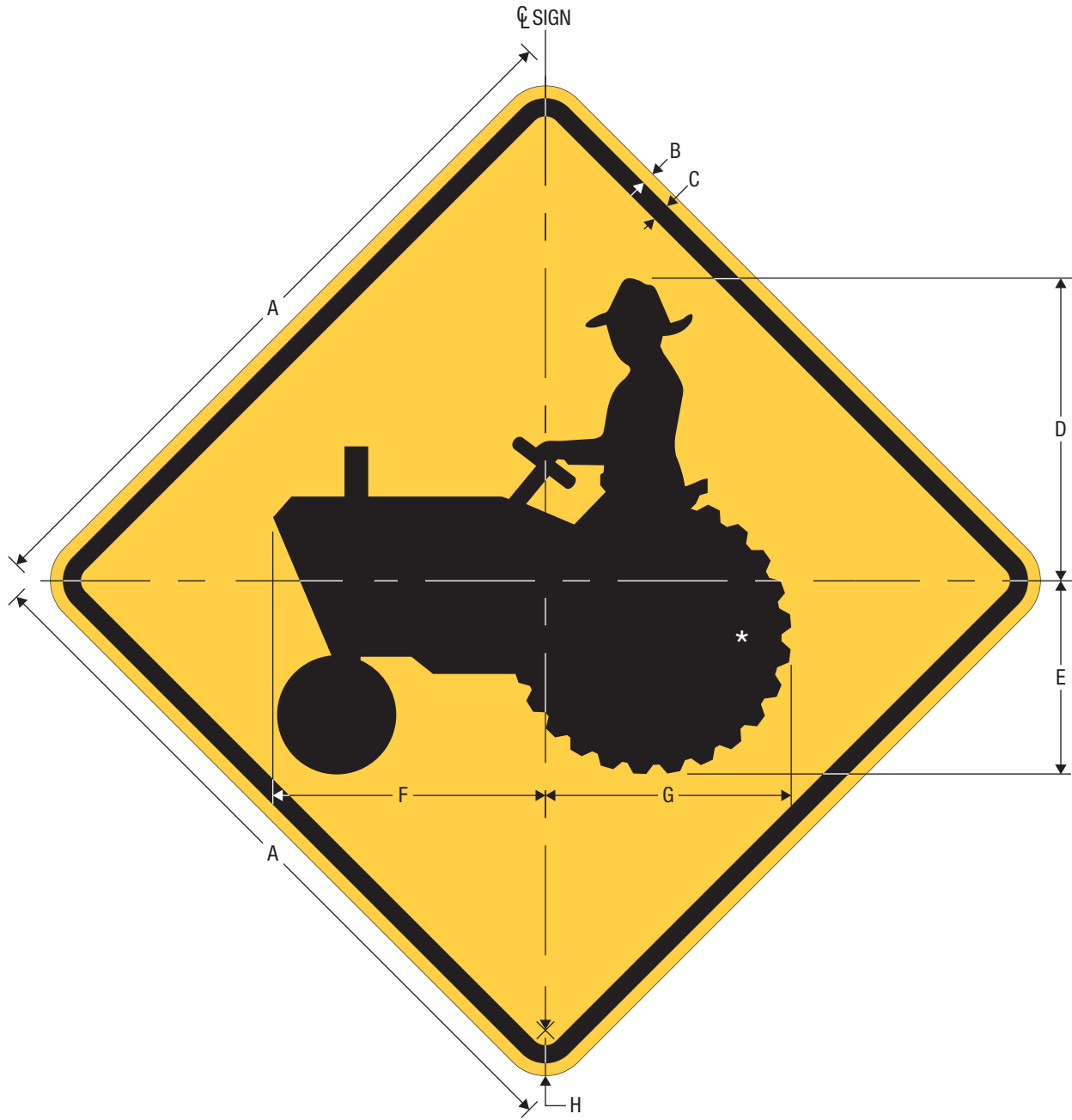


W11-4
LARGE ANIMAL - CATTLE

* See page 8-34 for symbol design.

A	B	C	D	E	F	G	H
24	0.375	0.625	4.75	6.25	9.25	8.628	1.5
30	0.5	0.75	6	8	11.75	11.004	1.875
36	0.625	0.875	7.25	9.625	14.125	13.301	2.25
48	0.75	1.25	9.5	12.625	18.5	17.459	3

COLORS: LEGEND, BORDER — BLACK
BACKGROUND — YELLOW (RETROREFLECTIVE)



W11-5
FARM VEHICLE

* See page 8-42 for symbol design.

A	B	C	D	E	F	G	H
24	0.375	0.625	10	6.375	9	8.096	1.5
30	0.5	0.75	12.5	8	11.25	10.153	1.875
36	0.625	0.875	15	9.5	13.25	12.329	2.25
48	0.75	1.25	20	12.75	17.875	16.317	3

COLORS: LEGEND, BORDER — BLACK
BACKGROUND — YELLOW (RETROREFLECTIVE)

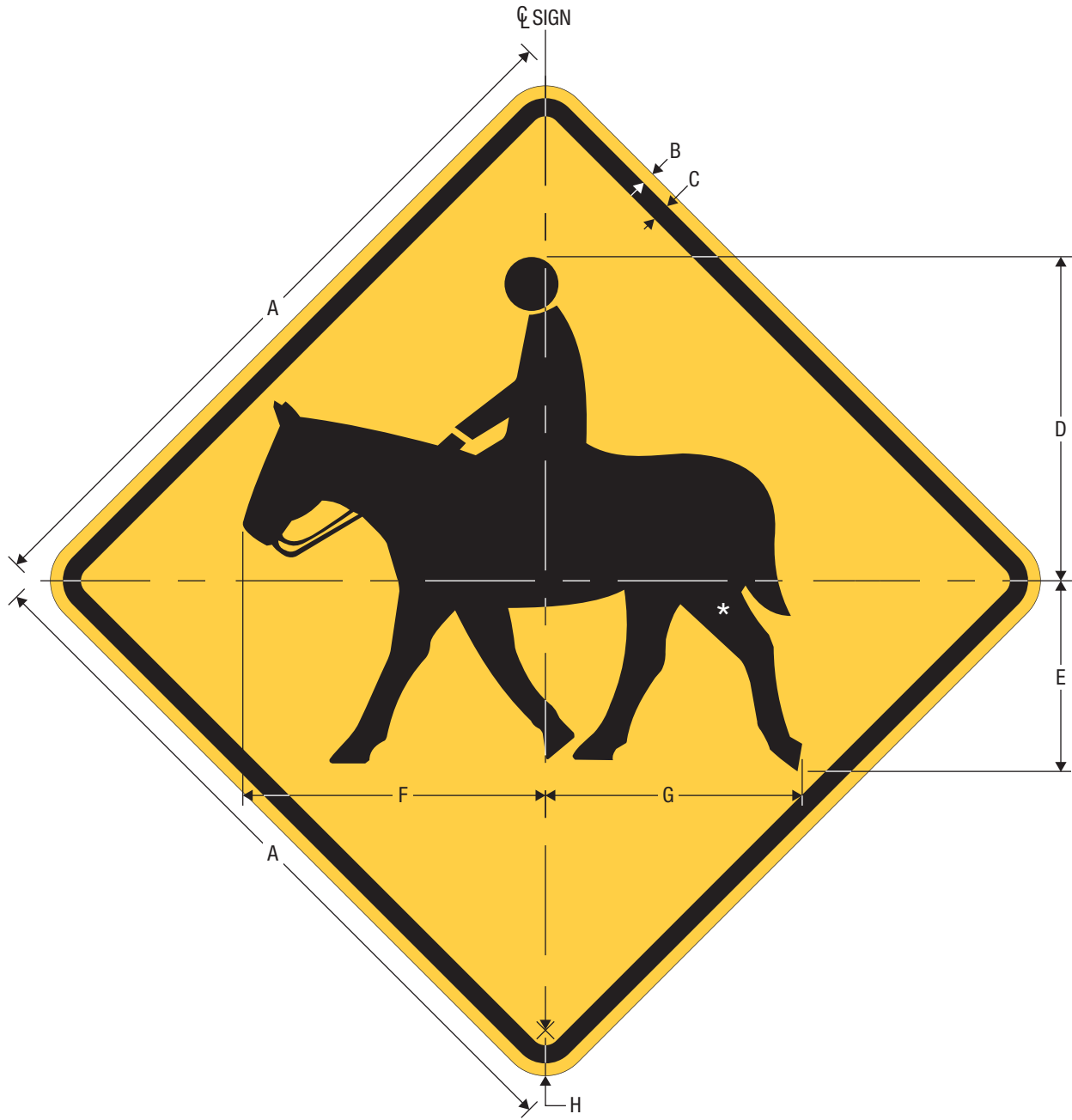


W11-6
SNOWMOBILE

* See page 8-43 for symbol design.

A	B	C	D	E	F
24	0.375	0.625	11	4	1.5
30	0.5	0.75	12.375	6.375	1.875
36	0.625	0.875	16.25	6.25	2.25
48	0.75	1.25	19.875	10.125	3

COLORS: LEGEND, BORDER — BLACK
BACKGROUND — YELLOW (RETROREFLECTIVE)

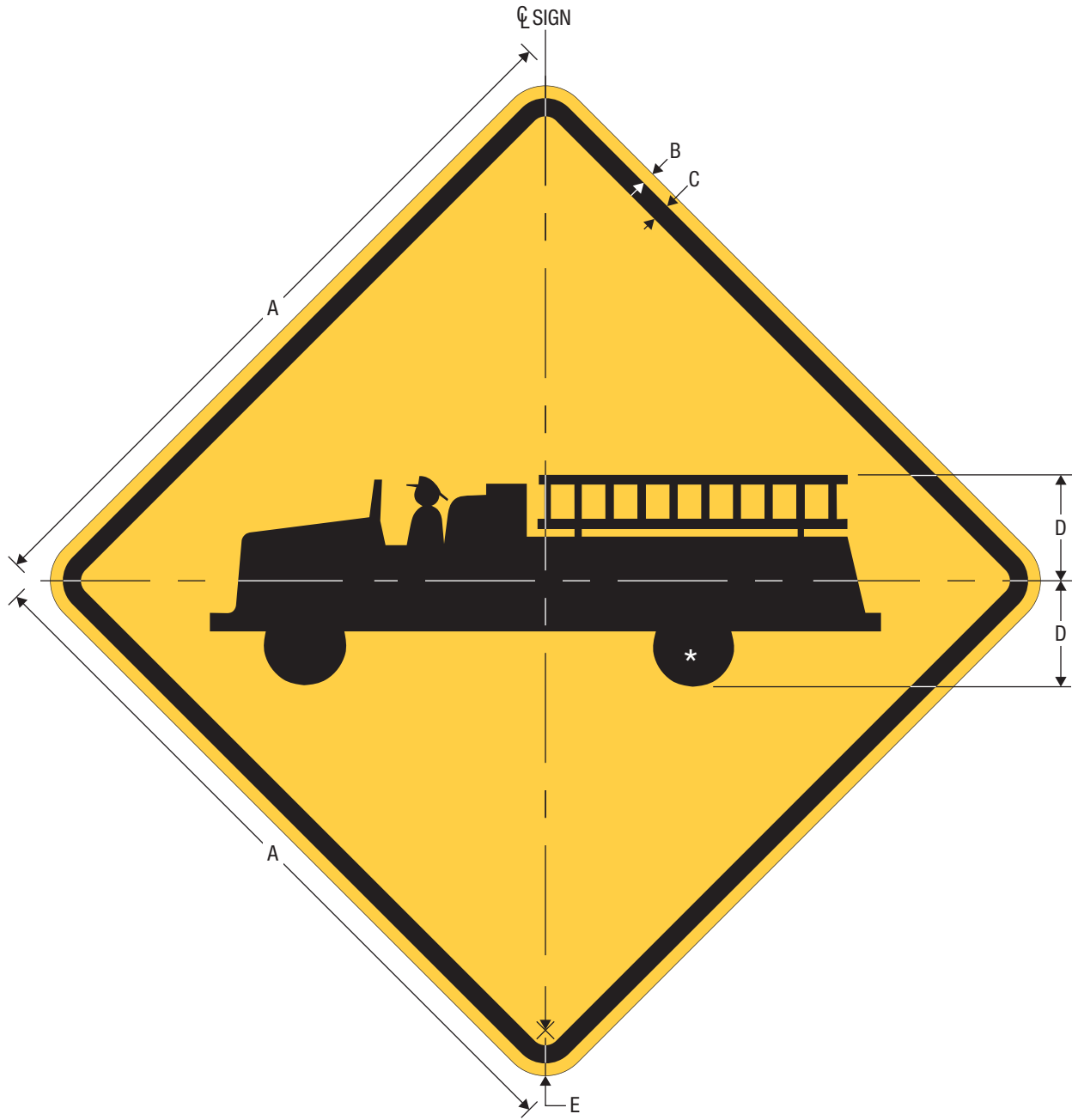


W11-7
EQUESTRIAN

* See page 8-44 for symbol design.

A	B	C	D	E	F	G	H
24	0.375	0.625	10.5	6.5	10	8.484	1.5
30	0.5	0.75	13.375	7.875	12.5	10.605	1.875
36	0.625	0.875	16	9.625	15	12.862	2.25
48	0.75	1.25	21.375	12.75	20	17.104	3

COLORS: LEGEND, BORDER – BLACK
BACKGROUND – YELLOW (RETROREFLECTIVE)

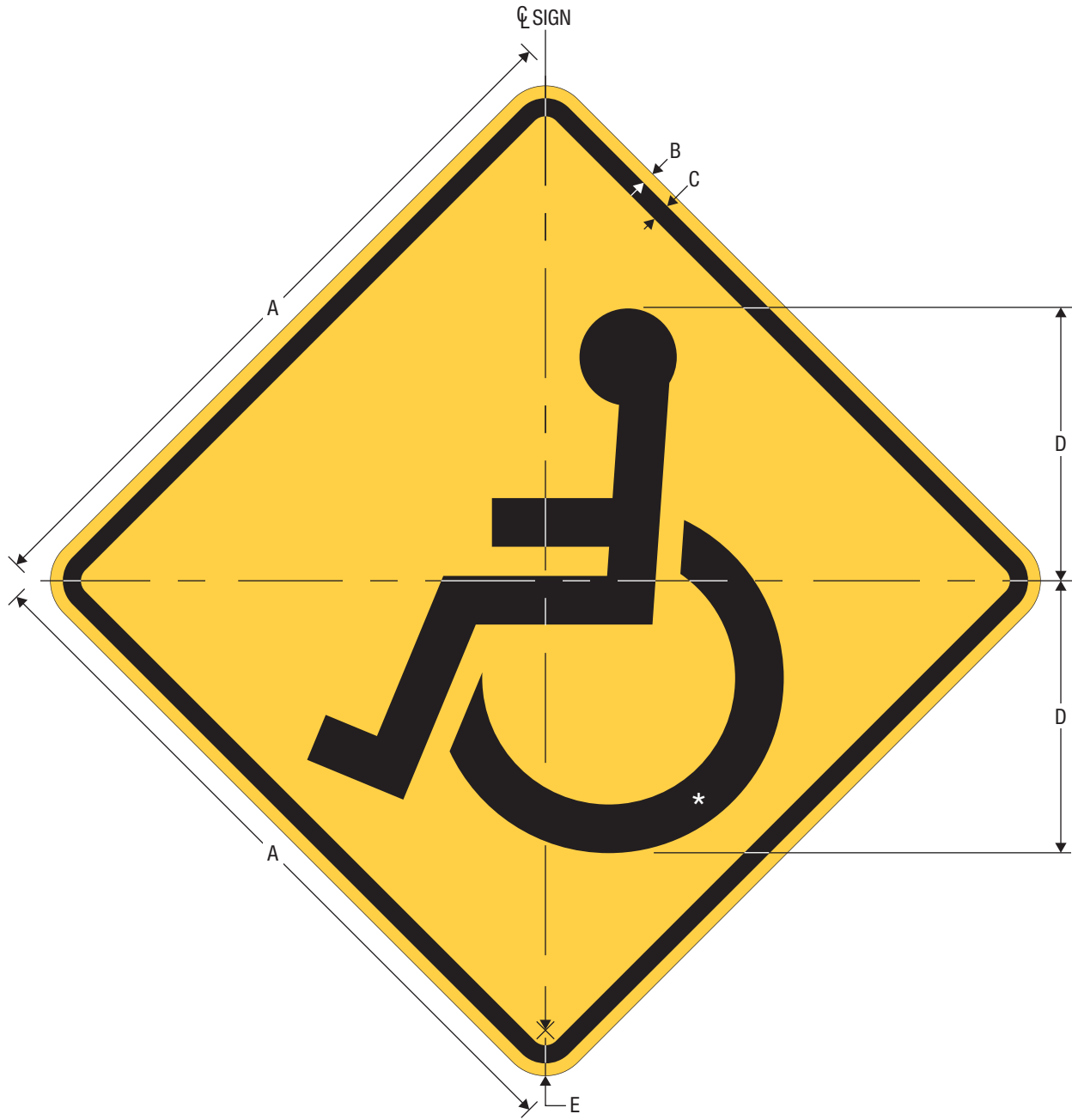


W11-8
EMERGENCY VEHICLE

* See page 8-15 for symbol design.

A	B	C	D	E
24	0.375	0.625	3.5	1.5
30	0.5	0.75	4.375	1.875
36	0.625	0.875	5.25	2.25
48	0.75	1.25	7	3

COLORS: LEGEND, BORDER — BLACK
BACKGROUND — YELLOW (RETROREFLECTIVE)

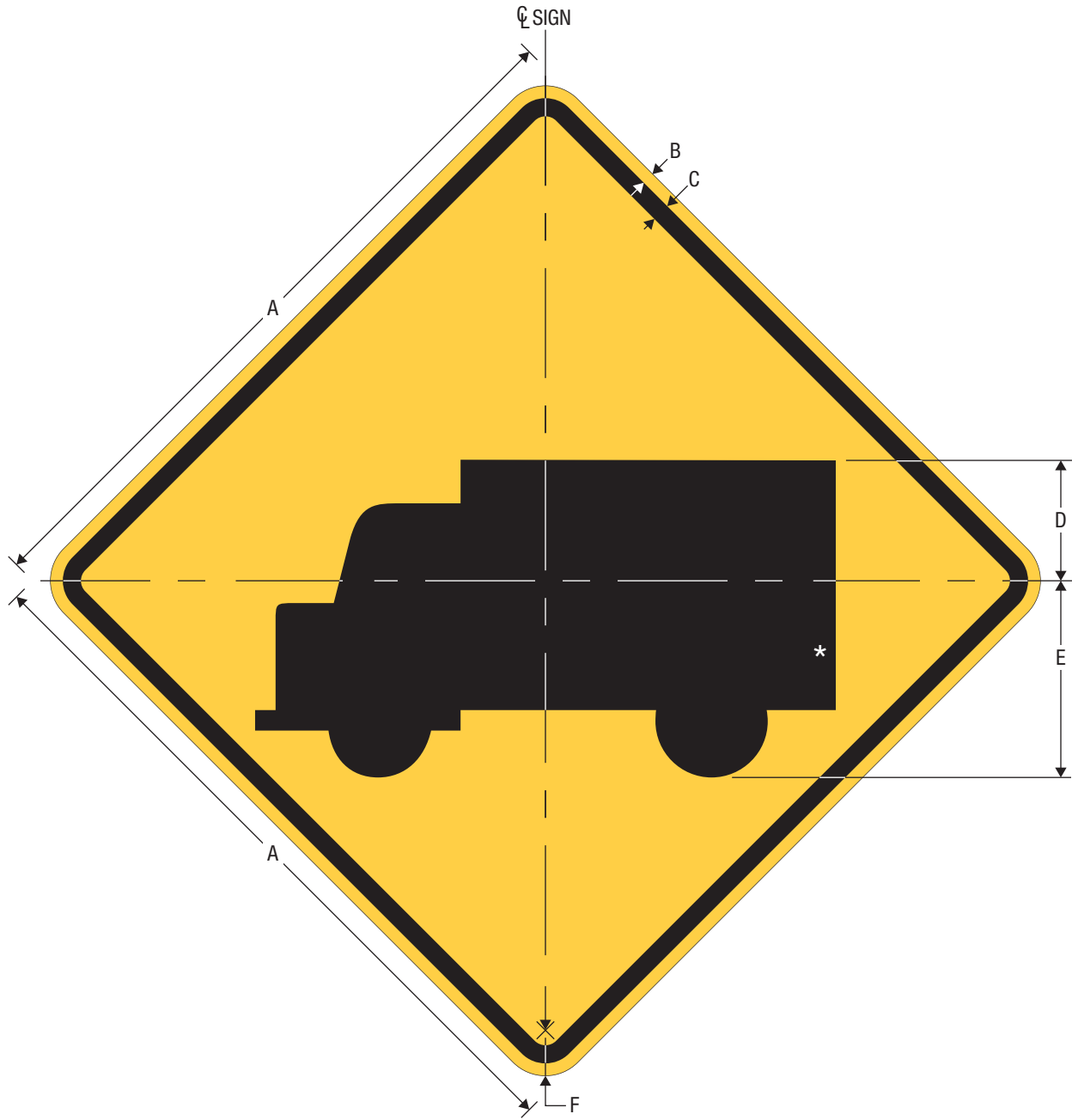


W11-9
HANDICAPPED

* See page 8-45 for symbol design.

A	B	C	D	E
30	0.5	0.75	11.25	1.875
36	0.625	0.875	13.5	2.25
48	0.75	1.25	18	3

COLORS: LEGEND, BORDER — BLACK
 BACKGROUND — YELLOW (RETROREFLECTIVE) OR
 FLUORESCENT YELLOW-GREEN (RETROREFLECTIVE)




W11-10
TRUCK

* See page 8-1 for symbol design.

A	B	C	D	E	F
24	0.375	0.625	4	6.5	1.5
30	0.5	0.75	5	8.125	1.875
36	0.625	0.875	6	9.5	2.25
48	0.75	1.25	8	12.75	3

WARNING SIGN
 COLORS: LEGEND, BORDER — BLACK
 BACKGROUND — YELLOW (RETROREFLECTIVE)

TTC SIGN
 COLORS: LEGEND, BORDER — BLACK
 BACKGROUND — ORANGE (RETROREFLECTIVE)



W11-11
GOLF CART

* See page 8-46 for symbol design.

A	B	C	D	E	F	G	H
24	0.375	0.625	7.125	6.125	9.5	9.036	1.5
30	0.5	0.75	9	7.75	11.966	11.466	1.875
36	0.625	0.875	11	9	14.25	13.728	2.25
48	0.75	1.25	14.5	12.25	19	18.421	3

COLORS: LEGEND, BORDER — BLACK
BACKGROUND — YELLOW (RETROREFLECTIVE)




W11-12P

EMERGENCY SIGNAL AHEAD (PLAQUE)

A	B	C	D	E	F	G	H	J	K	L	M	N
24	18	0.375	0.625	3	3 C	1.5	9.709	5.732	5.732	5.252	5.252	1.5
30	24	0.5	0.75	4	4 C	2	12.945	7.643	7.642	7.003	7.002	1.875
36	30	0.625	0.875	5.625	4.25 C	3	13.754	8.120	8.120	7.440	7.440	2.25

COLORS: LEGEND, BORDER — BLACK
BACKGROUND — YELLOW (RETROREFLECTIVE)

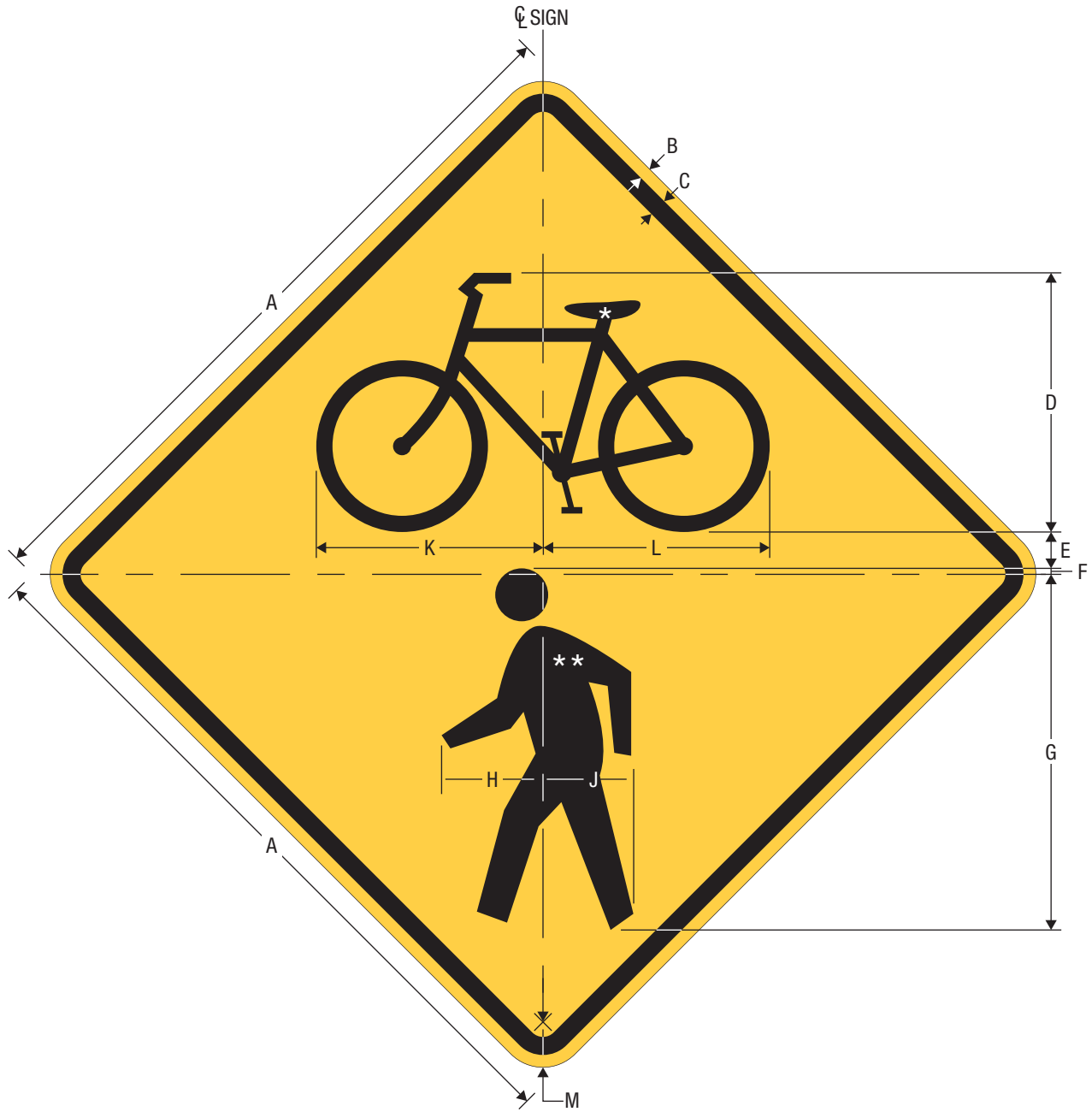


W11-14
HORSE-DRAWN VEHICLE

* See page 8-51 for symbol design.

A	B	C	D	E	F	G	H
24	0.375	0.625	4.25	4.5	10.5	9.525	1.5
30	0.5	0.75	5.375	5.625	13	12.174	1.875
36	0.625	0.875	6.625	6.625	15.75	14.573	2.25
48	0.75	1.25	8.5	9	20.75	19.299	3

COLORS: LEGEND, BORDER — BLACK
BACKGROUND — YELLOW (RETROREFLECTIVE)

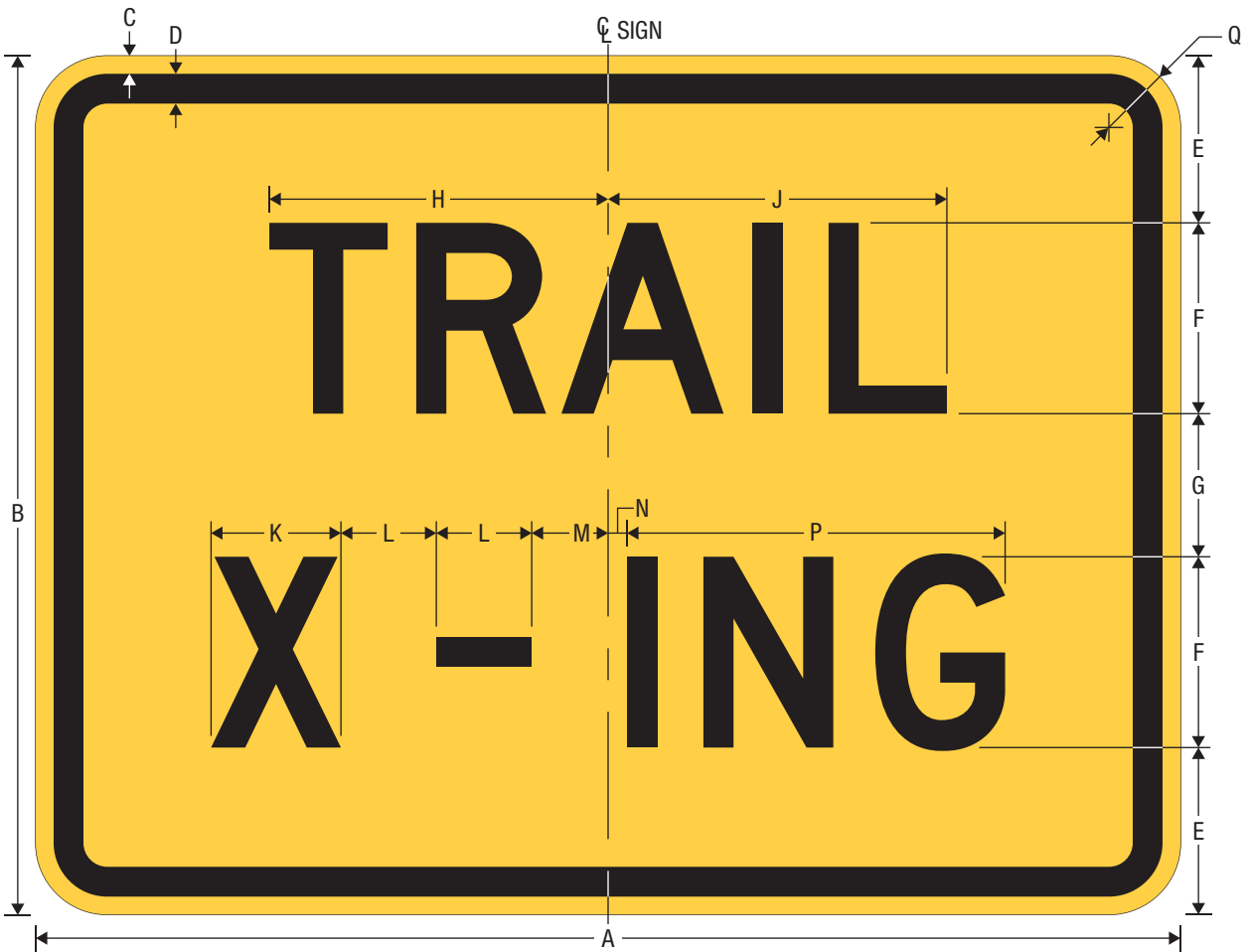


W11-15
TRAIL CROSSING

* See page 8-4 for symbol design.
** See page 8-7 for symbol design.

A	B	C	D	E	F	G	H	J	K	L	M
18	0.375	0.625	6.25	0.875	0.125	8.875	2.524	2.25	5.469	5.469	1.5
24	0.375	0.625	8.5	1.25	0.125	11.875	3.366	3	7.438	7.437	1.5
30	0.5	0.75	10.75	1.5	0.25	14.75	4.207	3.75	9.407	9.406	1.875
36	0.625	0.875	12.75	1.75	0.375	17.625	5.049	4.5	11.157	11.156	2.25
48	0.75	1.25	17	2.375	0.375	23.625	6.732	6	14.875	14.875	3

COLORS: LEGEND, BORDER — BLACK
BACKGROUND — YELLOW (RETROREFLECTIVE) OR
FLUORESCENT YELLOW-GREEN (RETROREFLECTIVE)



W11-15P
TRAIL CROSSING (PLAQUE)

A	B	C	D	E	F	G	H
18	12	0.375	0.375	2.5	2.5 D	2	4.440
24	18	0.375	0.625	3.5	4 D	3	7.104
30	24	0.375	0.625	5	5 D	4	8.880
36	30	0.5	0.75	6.5	6 D	5	10.656

J	K	L	M	N	P	Q
4.439	1.702	1.25	1.001	0.249	4.453	1.5
7.103	2.723	2	1.602	0.398	7.075	1.5
8.879	3.404	2.5	2.002	0.498	8.843	1.5
10.655	4.085	3	2.402	0.598	10.612	1.875


COLORS: LEGEND, BORDER — BLACK
BACKGROUND — YELLOW (RETROREFLECTIVE) OR
FLUORESCENT YELLOW-GREEN (RETROREFLECTIVE)



W11-15a
TRAIL CROSSING

A	B	C	D	E	F	G	H	J	K
24	0.375	0.625	4 C	3	5.402	6.402	10.604	10.603	1.5
30	0.5	0.75	5 C	3.75	6.878	7.877	13.255	13.254	1.875
36	0.625	0.875	6 C	4.5	8.103	9.603	15.906	15.905	2.25
48	0.75	1.25	8 C	6	10.804	12.804	21.207	21.207	3

COLORS: LEGEND, BORDER — BLACK
 BACKGROUND — YELLOW (RETROREFLECTIVE) OR
 FLUORESCENT YELLOW-GREEN (RETROREFLECTIVE)

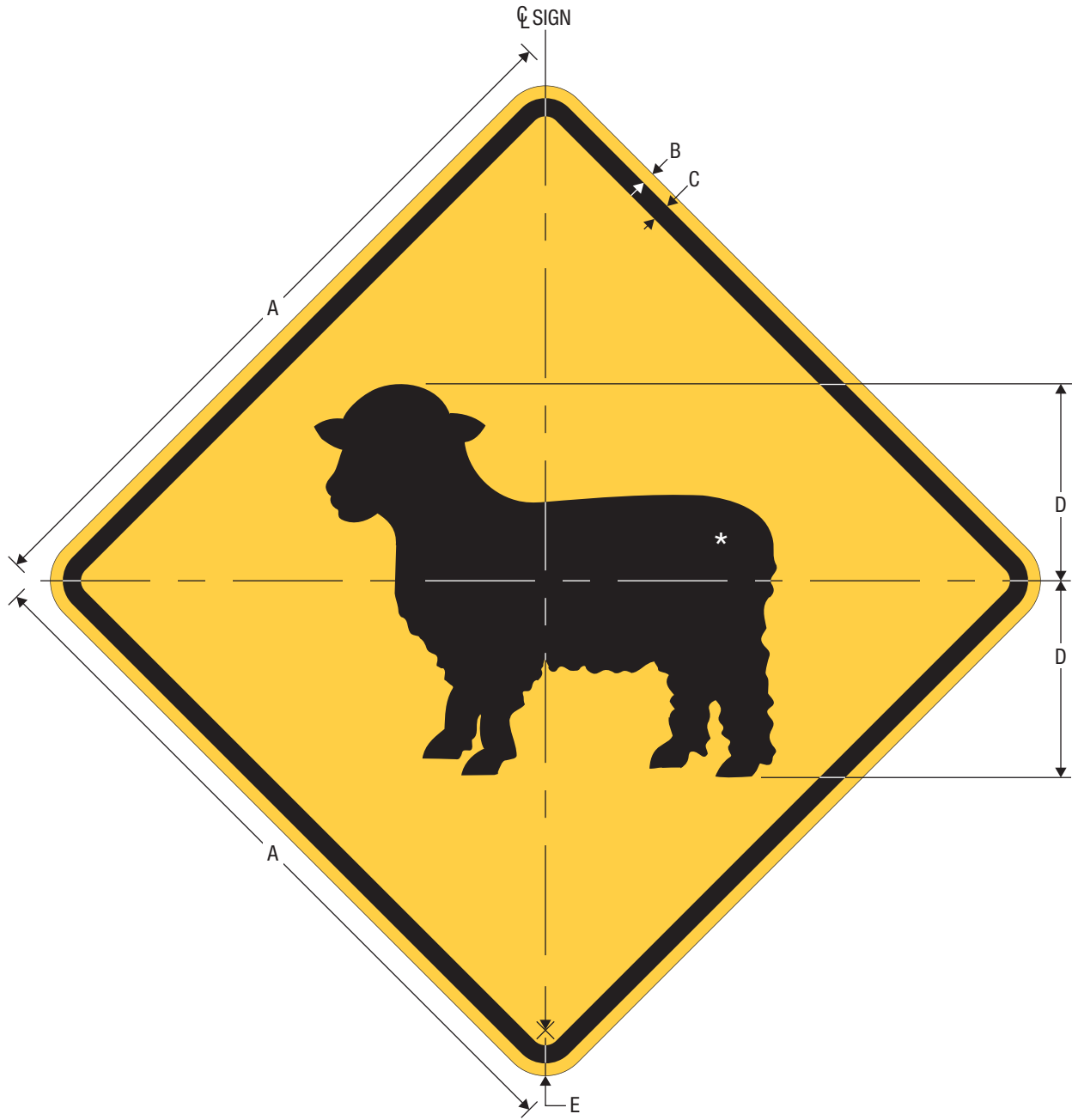


W11-16
LARGE ANIMAL - BEAR

* See page 8-35 for symbol design.

A	B	C	D	E
24	0.375	0.625	5	1.5
30	0.5	0.75	6.25	1.875
36	0.625	0.875	7.5	2.25
48	0.75	1.25	10	3

COLORS: LEGEND, BORDER — BLACK
BACKGROUND — YELLOW (RETROREFLECTIVE)




W11-17
LARGE ANIMAL - SHEEP

* See page 8-36 for symbol design.

A	B	C	D	E
24	0.375	0.625	6.5	1.5
30	0.5	0.75	8.125	1.875
36	0.625	0.875	9.75	2.25
48	0.75	1.25	13	3

COLORS: LEGEND, BORDER — BLACK
BACKGROUND — YELLOW (RETROREFLECTIVE)

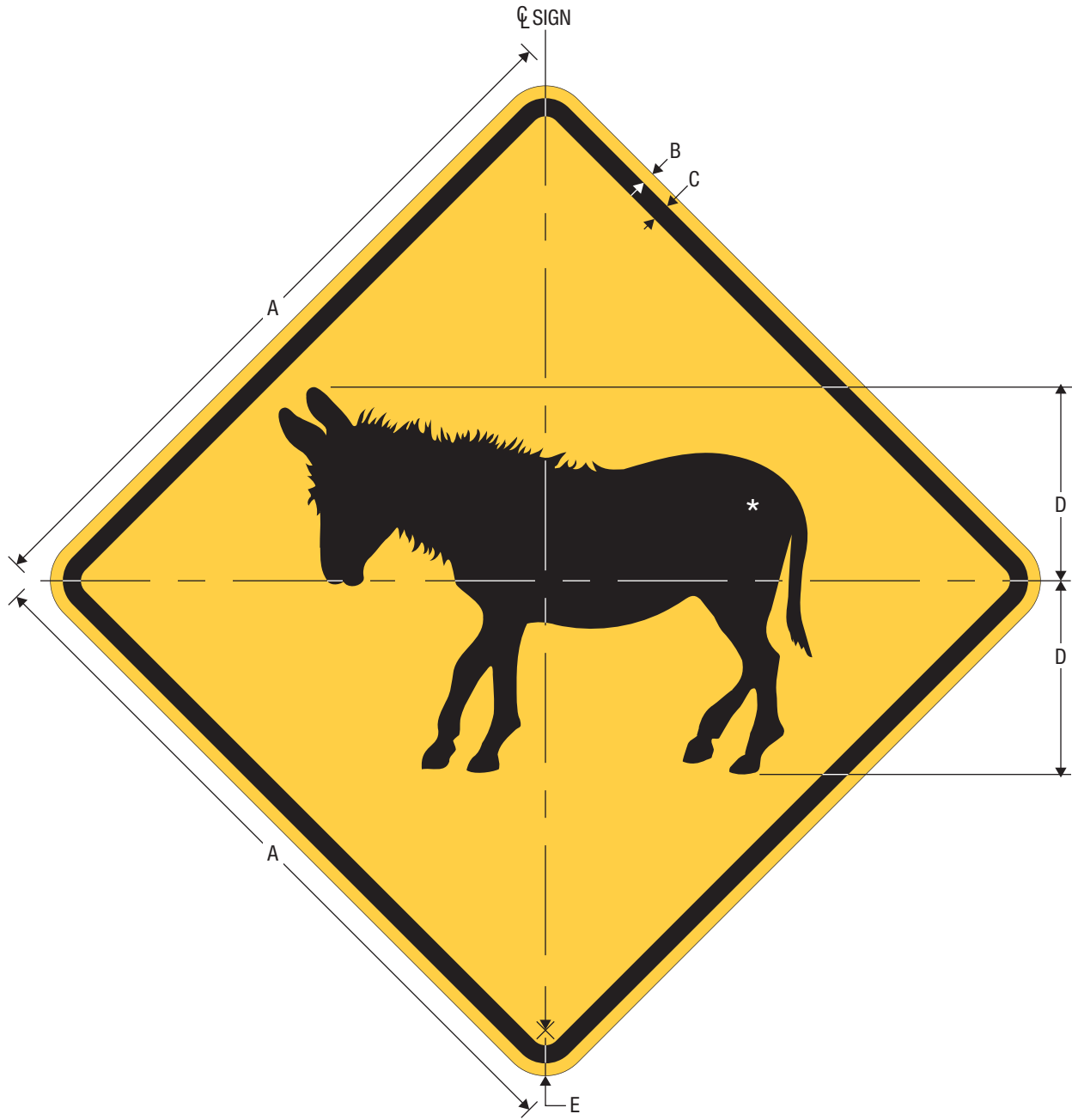


W11-18
LARGE ANIMAL - BIGHORN SHEEP

* See page 8-37 for symbol design.

A	B	C	D	E	F	G	H
24	0.375	0.625	8	7.75	8.222	6.722	1.5
30	0.5	0.75	10	9.75	10.307	8.432	1.875
36	0.625	0.875	12	11.75	12.518	10.018	2.25
48	0.75	1.25	16	16	16.931	13.431	3

COLORS: LEGEND, BORDER — BLACK
BACKGROUND — YELLOW (RETROREFLECTIVE)

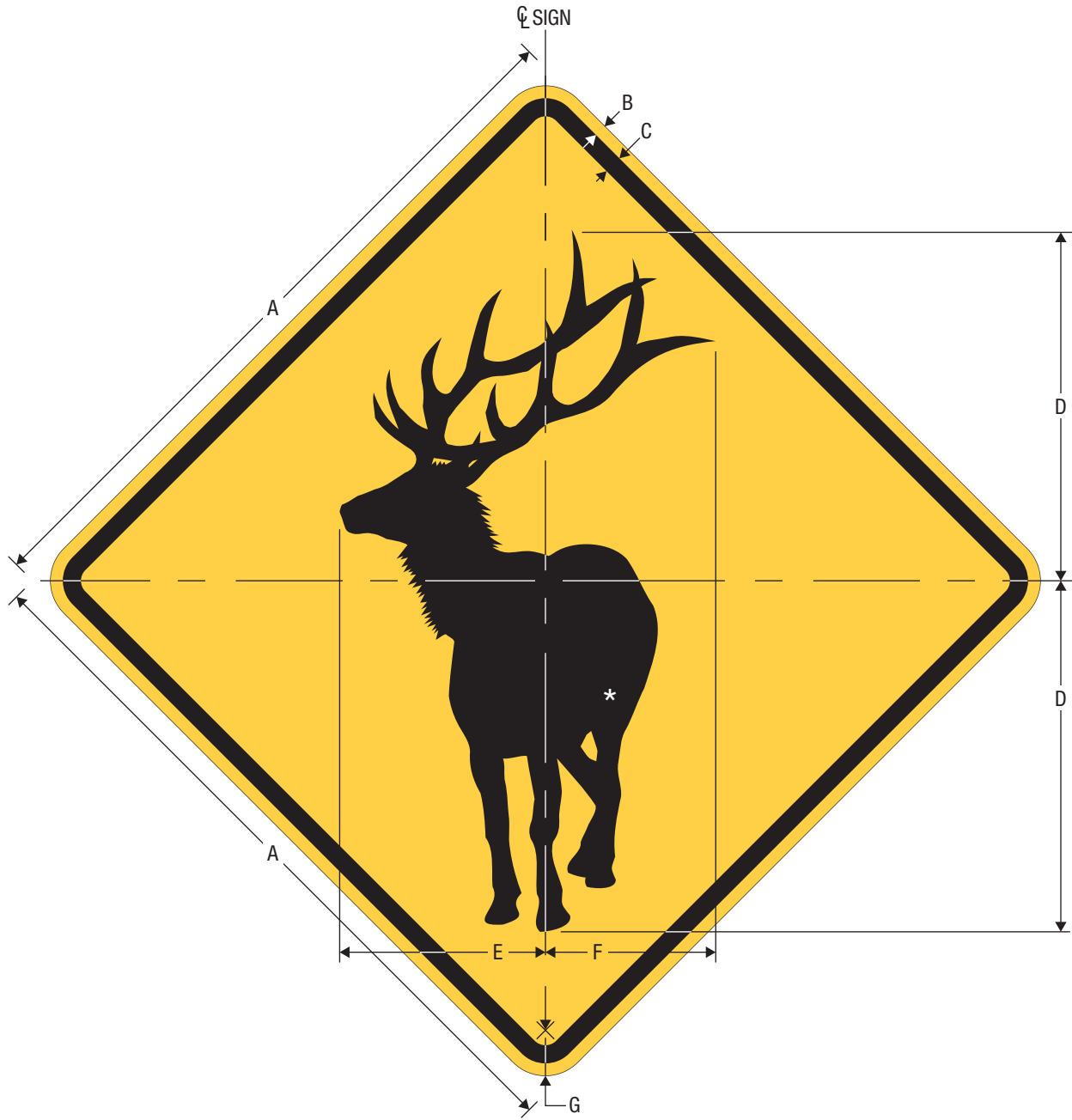


W11-19
LARGE ANIMAL - DONKEY

* See page 8-38 for symbol design.

A	B	C	D	E
24	0.375	0.625	6.25	1.5
30	0.5	0.75	8	1.875
36	0.625	0.875	9.5	2.25
48	0.75	1.25	12.25	3

COLORS: LEGEND, BORDER — BLACK
BACKGROUND — YELLOW (RETROREFLECTIVE)

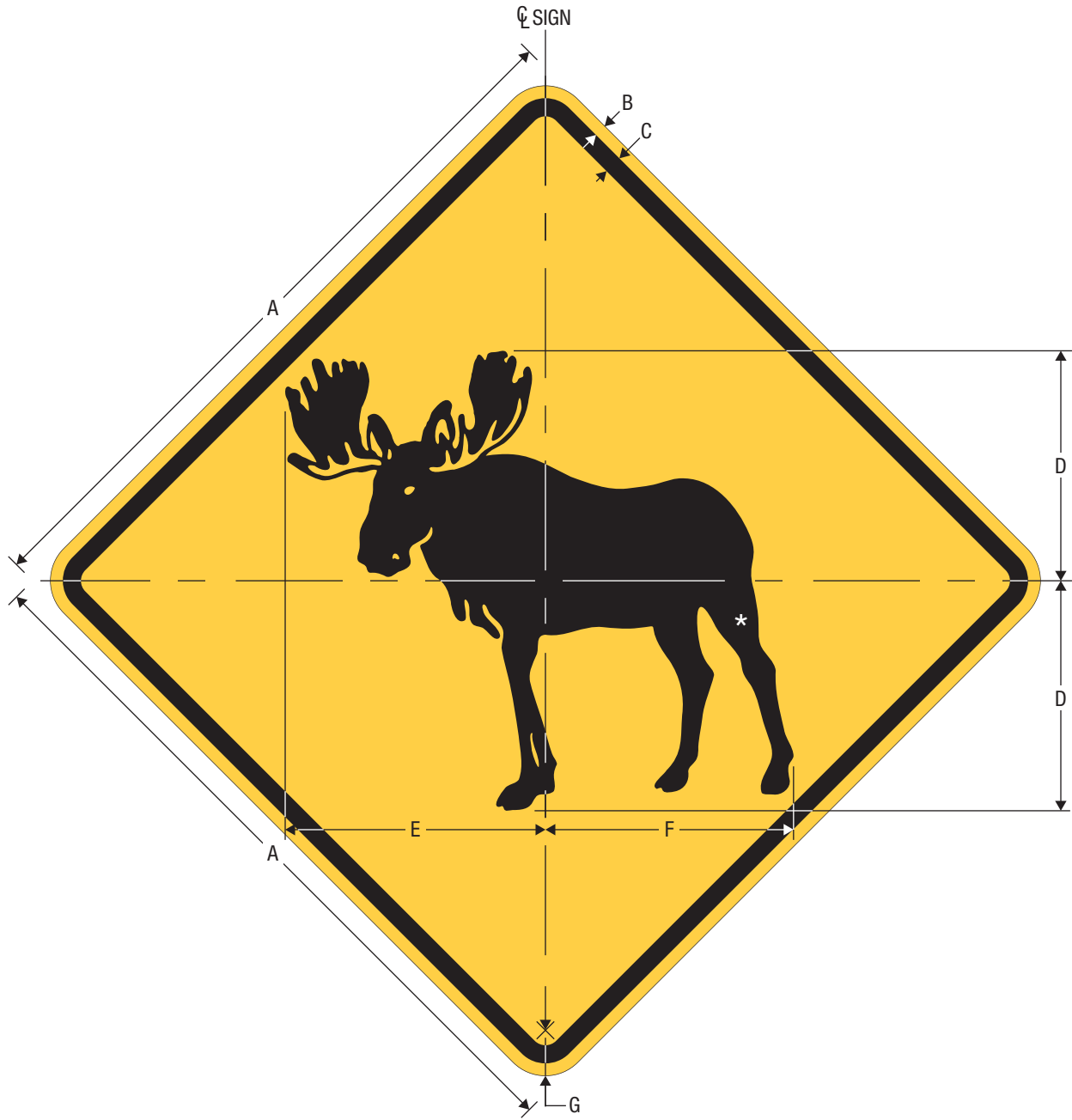


W11-20
LARGE ANIMAL - ELK

* See page 8-39 for symbol design.

A	B	C	D	E	F	G
24	0.375	0.625	11.25	6.5	5.554	1.5
30	0.5	0.75	14.5	8.5	7.036	1.875
36	0.625	0.875	17	10	8.214	2.25
48	0.75	1.25	23	13.5	11.143	3

COLORS: LEGEND, BORDER — BLACK
BACKGROUND — YELLOW (RETROREFLECTIVE)

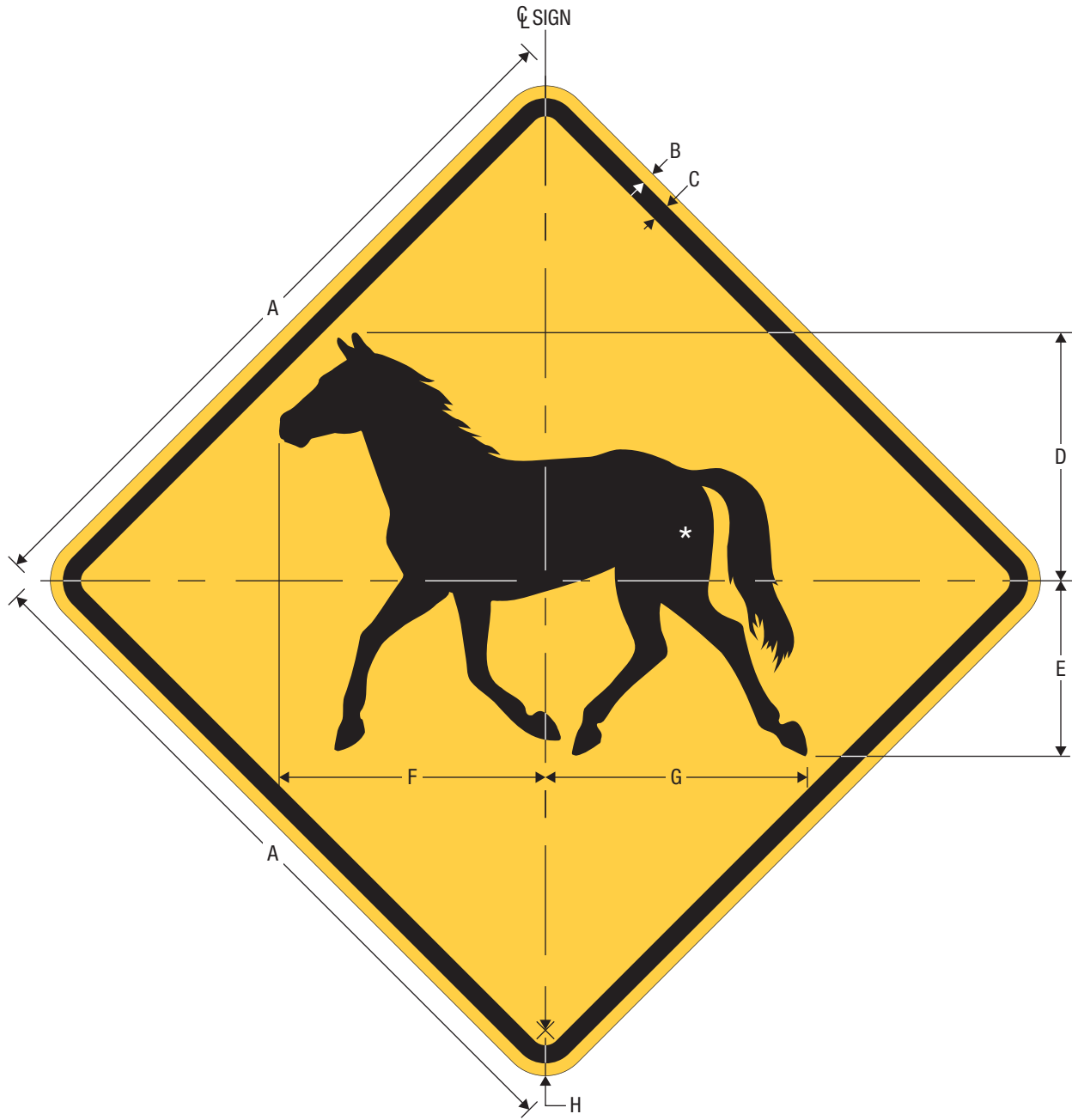


W11-21
LARGE ANIMAL - MOOSE

* See page 8-40 for symbol design.

A	B	C	D	E	F	G
24	0.375	0.625	7.625	8.625	8.231	1.5
30	0.5	0.75	9.5	10.75	10.251	1.875
36	0.625	0.875	11.25	12.75	12.120	2.25
48	0.75	1.25	15	16.75	16.409	3

COLORS: LEGEND, BORDER — BLACK
BACKGROUND — YELLOW (RETROREFLECTIVE)

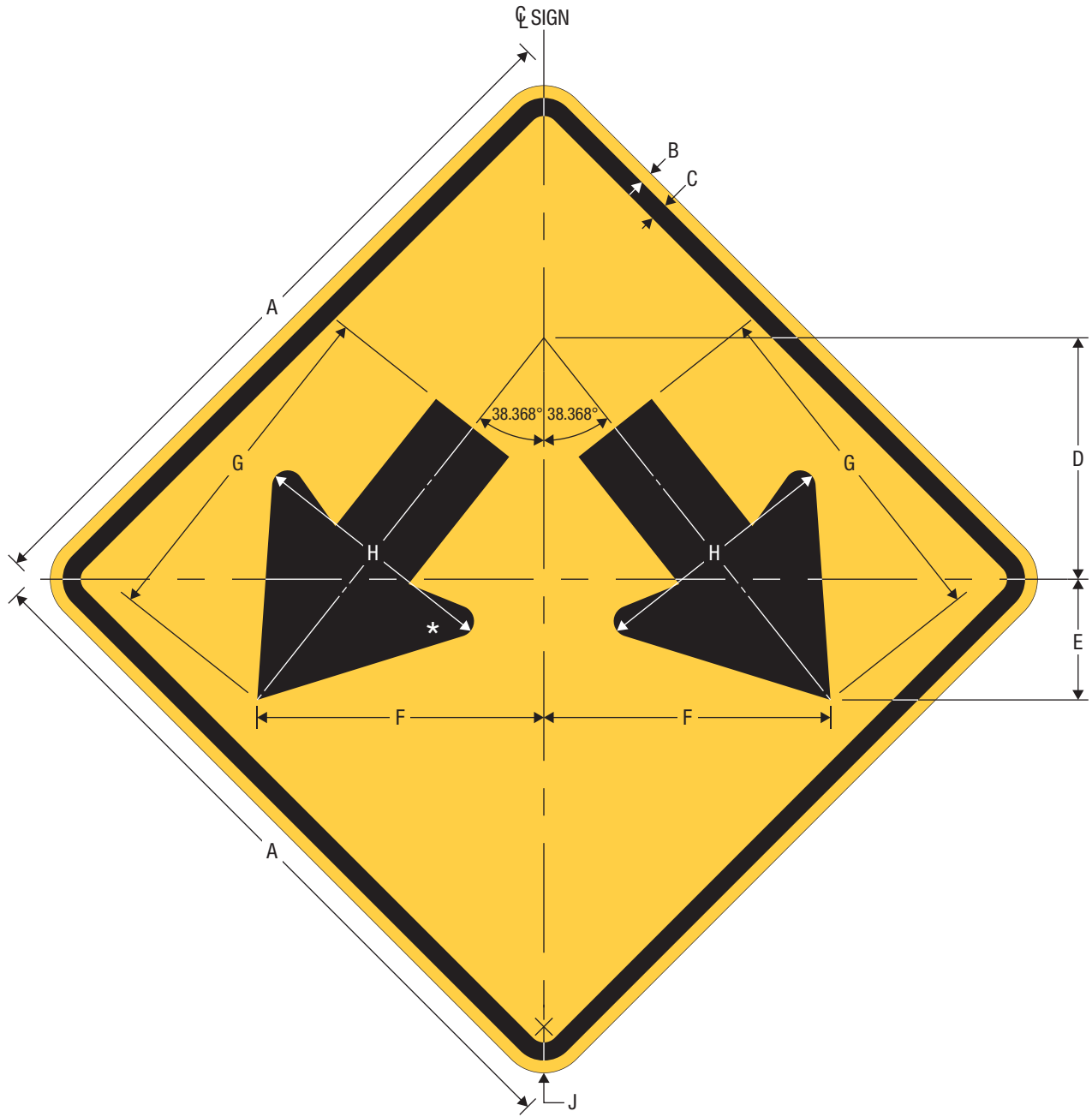


W11-22
LARGE ANIMAL - WILD HORSE

* See page 8-41 for symbol design.

A	B	C	D	E	F	G	H
24	0.375	0.625	8.25	5.75	8.75	8.706	1.5
30	0.5	0.75	10.25	7.25	11	10.819	1.875
36	0.625	0.875	11.25	9.75	14	12.183	2.25
48	0.75	1.25	14.5	13.5	19	15.911	3

COLORS: LEGEND, BORDER — BLACK
BACKGROUND — YELLOW (RETROREFLECTIVE)



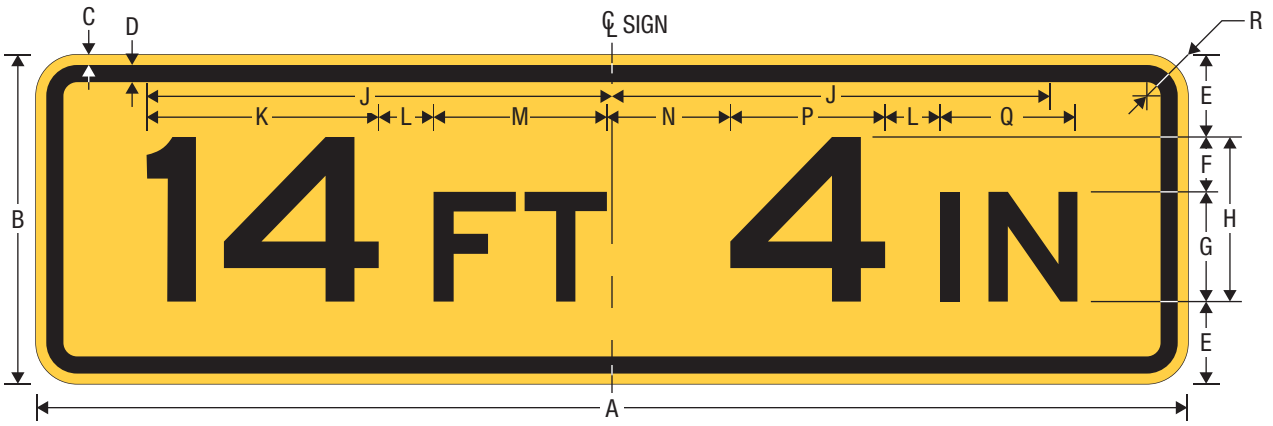
W12-1
DOUBLE ARROW

* See page 7-3 for arrow design.

A	B	C	D	E	F	G	H	J
30	0.5	0.75	10	5	11.875	14.375	10.313	1.875
36	0.625	0.875	12	6	14.25	17.25	12.375	2.25

WARNING SIGN
 COLORS: LEGEND, BORDER — BLACK
 BACKGROUND — YELLOW (RETROREFLECTIVE)

TTC SIGN
 COLORS: LEGEND, BORDER — BLACK
 BACKGROUND — ORANGE (RETROREFLECTIVE)



W12-2a
LOW CLEARANCE OVERHEAD

A	B	C	D	E	F	G	H
84	24	0.75	1.25	6	4	8 E	12 E
J	K	L	M	N	P	Q	R
VAR	VAR	4	12.640	9	VAR	10.004	3

COLORS: LEGEND, BORDER — BLACK
BACKGROUND — YELLOW (RETROREFLECTIVE)



W13-1P
ADVISORY SPEED (PLAQUE)

* Optically space numerals about vertical center line.
** Increase Spacing 100%.

A	B	C	D	E	F	G	H	J	K	L
18	0.375	0.625	2.5	8 E*	2	3 E**	VAR	5.133	5.132	1.5
24	0.375	0.625	3.625	10 E*	2.75	4 E**	VAR	6.843	6.843	1.5
30	0.5	0.75	4.5	12 E*	4	5 E**	VAR	8.554	8.554	1.875

WARNING SIGN
COLORS: LEGEND, BORDER — BLACK
BACKGROUND — YELLOW (RETROREFLECTIVE)

TTC SIGN
COLORS: LEGEND, BORDER — BLACK
BACKGROUND — ORANGE (RETROREFLECTIVE)



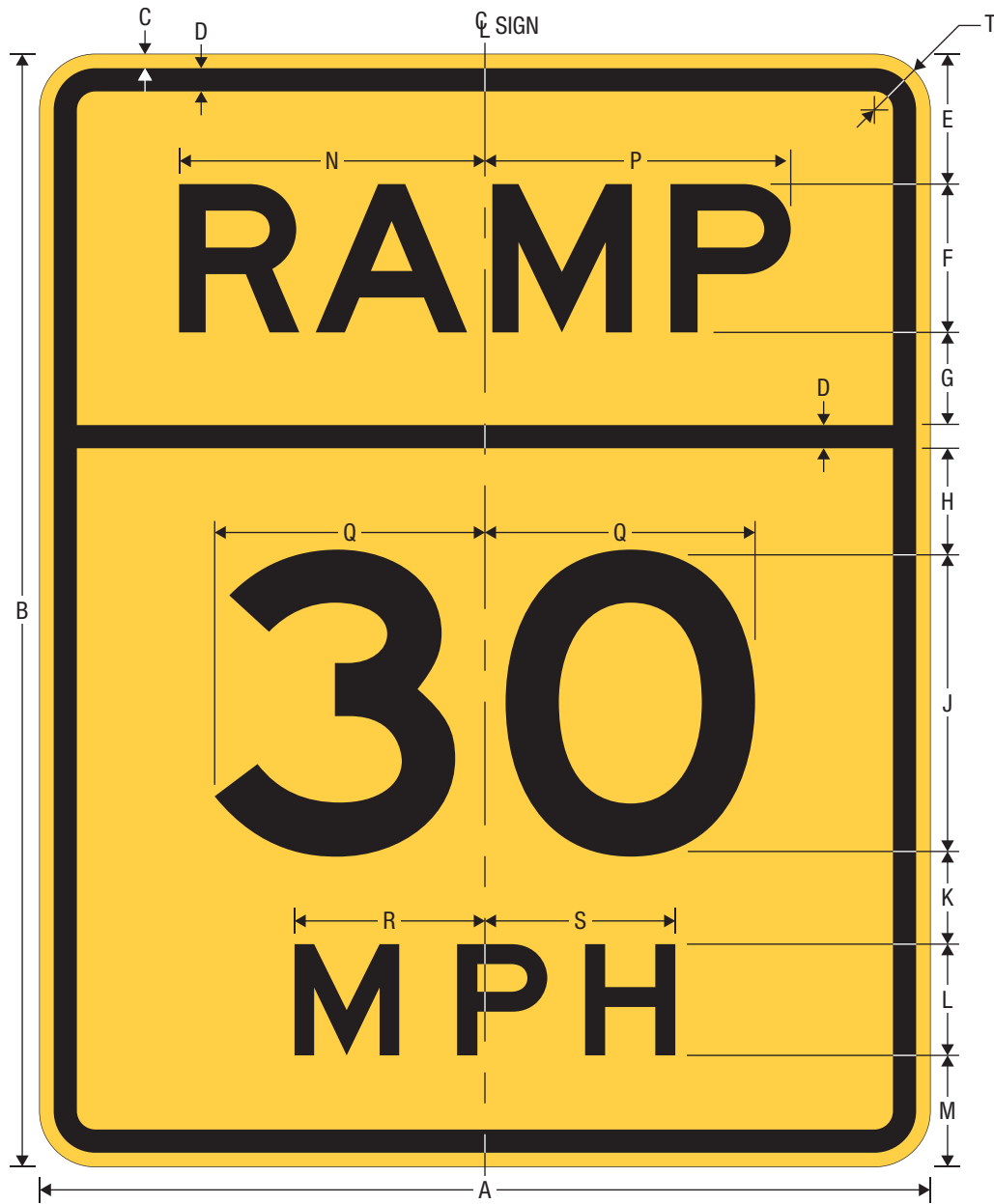
W13-2
ADVISORY EXIT SPEED

* Increase Spacing 100%.

A	B	C	D	E	F	G	H	J
24	30	0.375	0.625	3.5	4 E	2.5	2.875	8 E
36	48	0.625	0.875	5.75	6 E	4.25	5.125	12 E
48	60	0.75	1.25	7	8 E	5	5.75	16 E

K	L	M	N	P	Q	R	S	T
2.5	3 E*	3	6.121	6.121	VAR	5.133	5.132	1.5
4	4.5 E*	5.5	9.182	9.181	VAR	7.699	7.698	2.25
5	6 E*	6	12.242	12.242	VAR	10.265	10.264	3

COLORS: LEGEND, BORDER — BLACK
BACKGROUND — YELLOW (RETROREFLECTIVE)



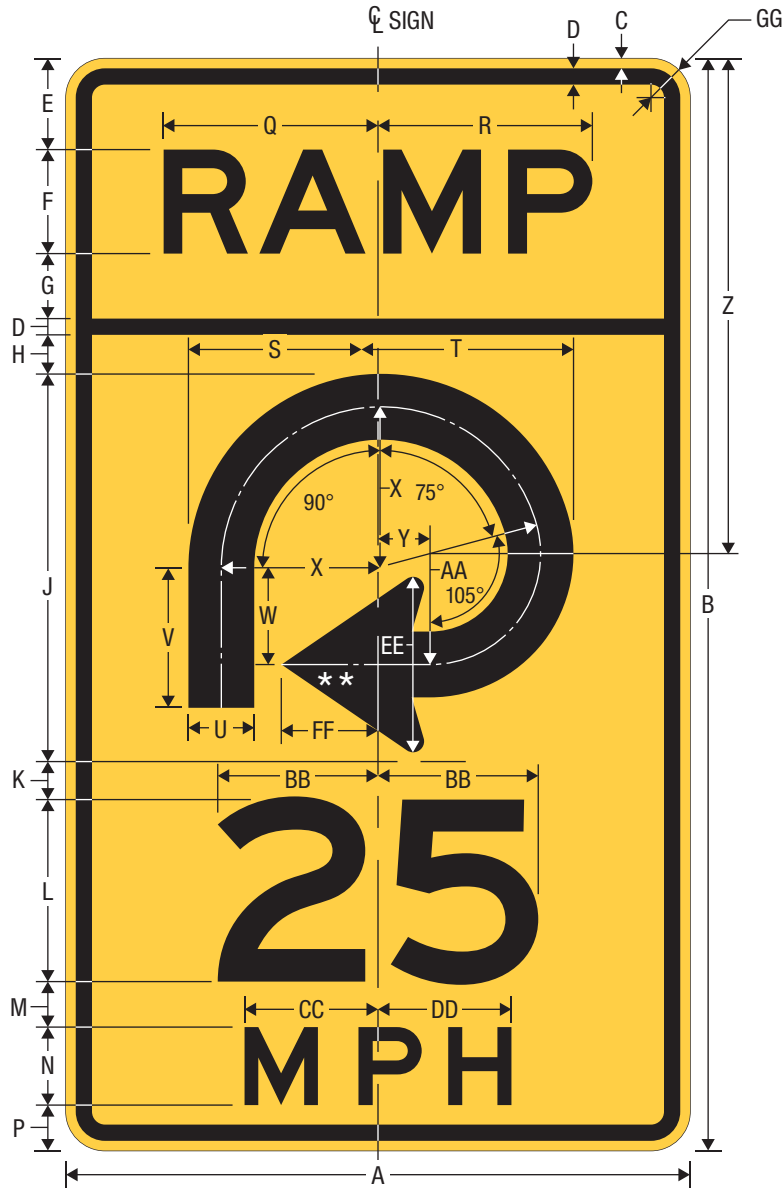
W13-3
ADVISORY RAMP SPEED

* Increase Spacing 100%.

A	B	C	D	E	F	G	H	J
24	30	0.375	0.625	3.5	4 E	2.5	2.875	8 E
36	48	0.625	0.875	5.75	6 E	4.25	5.125	12 E
48	60	0.75	1.25	7	8 E	5	5.75	16 E

K	L	M	N	P	Q	R	S	T
2.5	3 E*	3	8.245	8.244	VAR	5.133	5.132	1.5
4	4.5 E*	5.5	12.367	12.367	VAR	7.699	7.698	2.25
5	6 E*	6	16.489	16.489	VAR	10.265	10.264	3

COLORS: LEGEND, BORDER — BLACK
BACKGROUND — YELLOW (RETROREFLECTIVE)



W13-7R

COMBINATION HORIZONTAL ALIGNMENT/ ADVISORY RAMP SPEED - 270-DEGREE LOOP



W13-7L

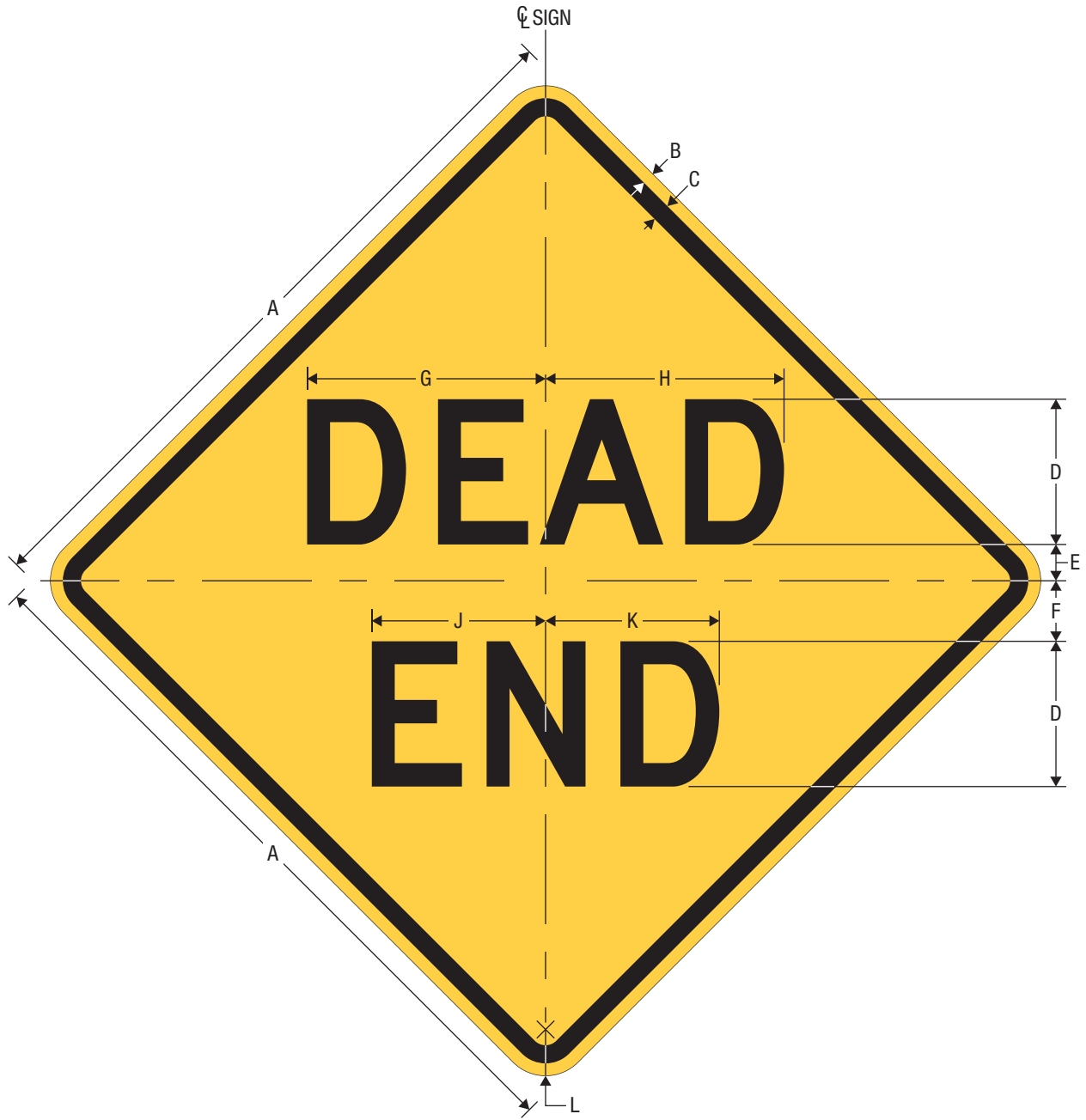
* Increase Spacing 100%.

** See pages 3-17 and 7-3 for arrow design.

A	B	C	D	E	F	G	H	J	K	L	M	N	P	Q	R
24	42	0.375	0.625	3.5	4 E	2.5	1.5	14.556	1.819	7 E	1.75	3 E*	1.75	8.245	8.244
36	66	0.625	0.875	5.75	6 E	4.25	2.75	21.834	3.291	10 E	3.375	4.5 E*	3.375	12.367	12.367
48	84	0.75	1.25	7	8 E	5	3	29.112	3.638	14 E	3.5	6 E*	3.5	16.489	16.489

S	T	U	V	W	X	Y	Z	AA	BB	CC	DD	EE	FF	GG
7.291	7.518	2.531	5.400	3.744	6.171	2.009	19.063	4.243	VAR	5.133	5.132	6.75	3.711	1.5
10.936	11.277	3.797	8.100	5.616	9.257	3.013	30.032	6.364	VAR	7.699	7.698	10.125	5.566	2.25
14.581	15.036	5.063	10.800	7.487	12.343	4.018	38.126	8.486	VAR	10.265	10.264	13.5	7.421	3

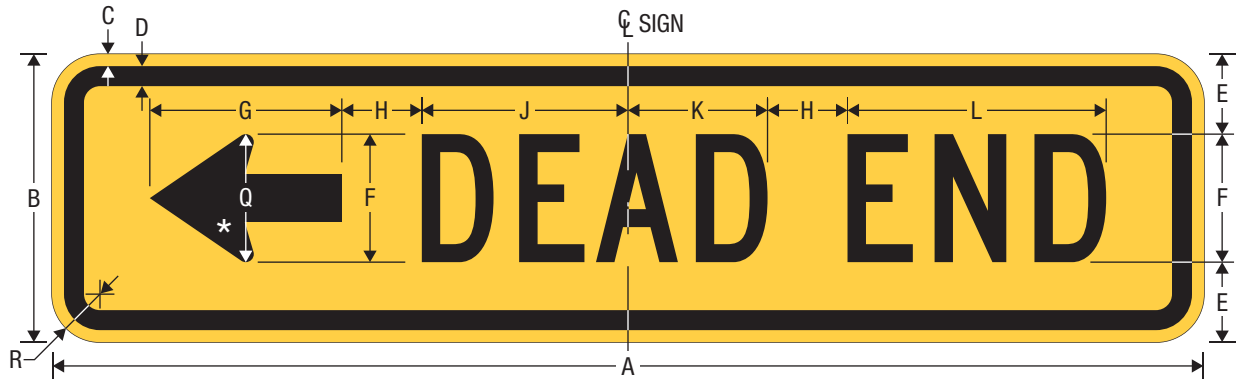
COLORS: LEGEND, BORDER — BLACK
BACKGROUND — YELLOW (RETROREFLECTIVE)



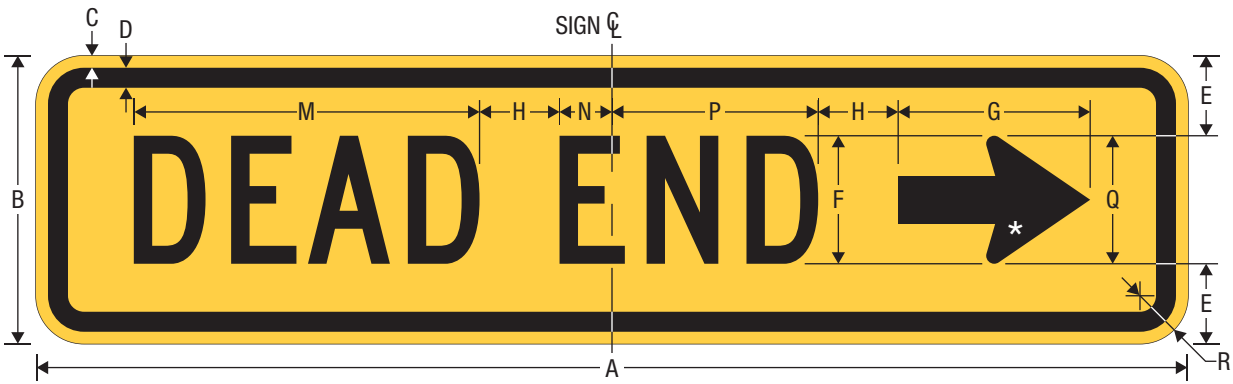
W14-1
DEAD END

A	B	C	D	E	F	G	H	J	K	L
24	0.375	0.625	5 D	1	2	8.206	8.205	5.980	5.979	1.5
30	0.5	0.75	6 D	1.5	2.5	9.847	9.847	7.176	7.175	1.875
36	0.625	0.875	7 D	2	3	11.488	11.488	8.371	8.371	2.25
48	0.75	1.25	10 D	2	4	16.412	16.411	11.959	11.959	3

COLORS: LEGEND, BORDER — BLACK
BACKGROUND — YELLOW (RETROREFLECTIVE) OR
FLUORESCENT YELLOW-GREEN (RETROREFLECTIVE)



W14-1aL
DEAD END (WITH ARROW)



W14-1aR
DEAD END (WITH ARROW)

* See page 7-3 for arrow design.

A	B	C	D	E	F	G	H
24	6	0.375	0.375	1.5	3 B	4.5	2
36	9	0.375	0.625	2.5	4 C	6	2.5

J	K	L	M	N	P	Q	R
3.467	3.106	4.862	6.573	1.394	3.468	3	1.5
6.444	4.360	8.083	10.804	1.639	6.444	4	1.5

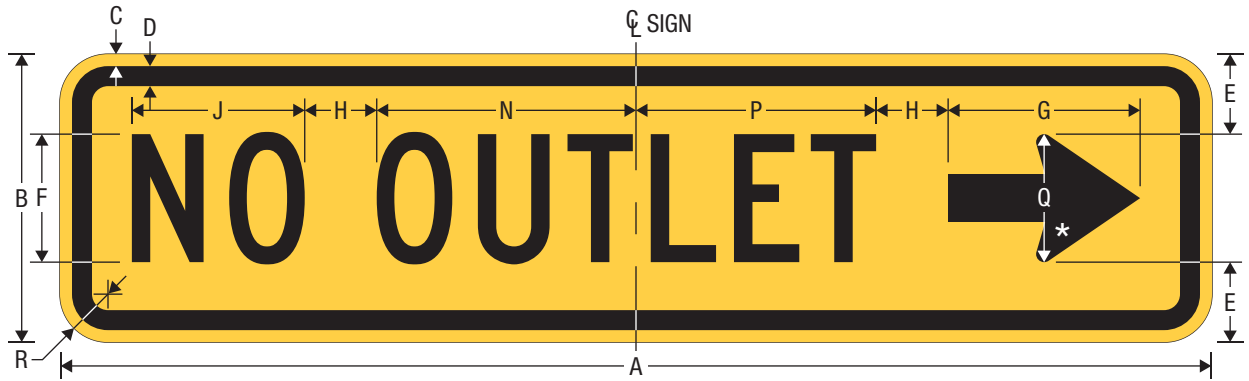
COLORS: LEGEND, BORDER — BLACK
BACKGROUND — YELLOW (RETROREFLECTIVE)



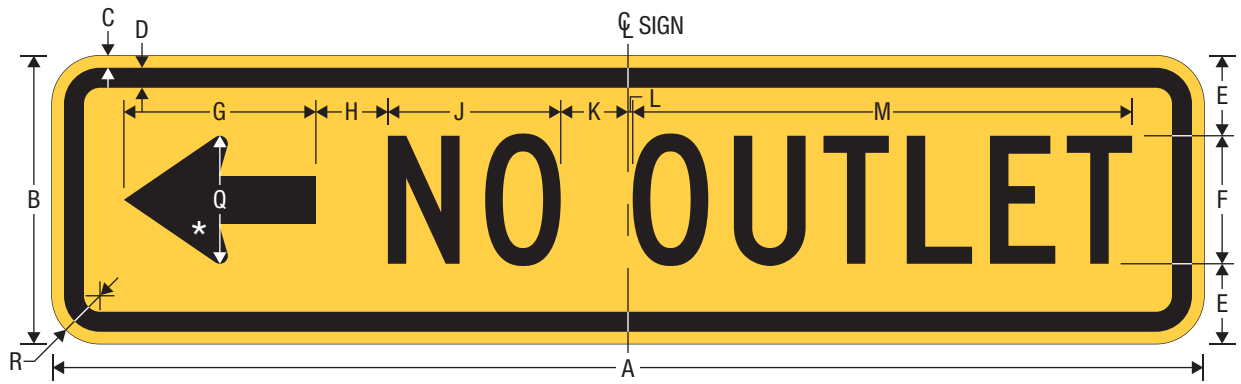
W14-2
NO OUTLET

A	B	C	D	E	F	G	H	J	K	L	M
24	0.375	0.625	5 D	3	0.75	4.25	4.028	4.028	11.556	11.555	1.5
30	0.5	0.75	6 D	4	1	5	4.834	4.834	13.867	13.867	1.875
36	0.625	0.875	7 D	5	1.125	5.875	5.640	5.639	16.178	16.178	2.25
48	0.75	1.25	10 D	6	1.5	8.5	8.057	8.056	23.112	23.111	3

COLORS: LEGEND, BORDER — BLACK
 BACKGROUND — YELLOW (RETROREFLECTIVE) OR
 FLUORESCENT YELLOW-GREEN (RETROREFLECTIVE)



W14-2aR
NO OUTLET (WITH ARROW)



W14-2aL
NO OUTLET (WITH ARROW)

* See page 7-3 for arrow design.

A	B	C	D	E	F	G	H
24	6	0.375	0.375	1.5	3 B	4.5	1.625
36	9	0.375	0.625	2.5	4 C	6	2.25

J	K	L	M	N	P	Q	R
3.242	0.782	0.843	9.305	5.282	4.023	3	1.5
5.402	2.102	0.148	15.606	8.102	7.504	4	1.5

COLORS: LEGEND, BORDER — BLACK
BACKGROUND — YELLOW (RETROREFLECTIVE)

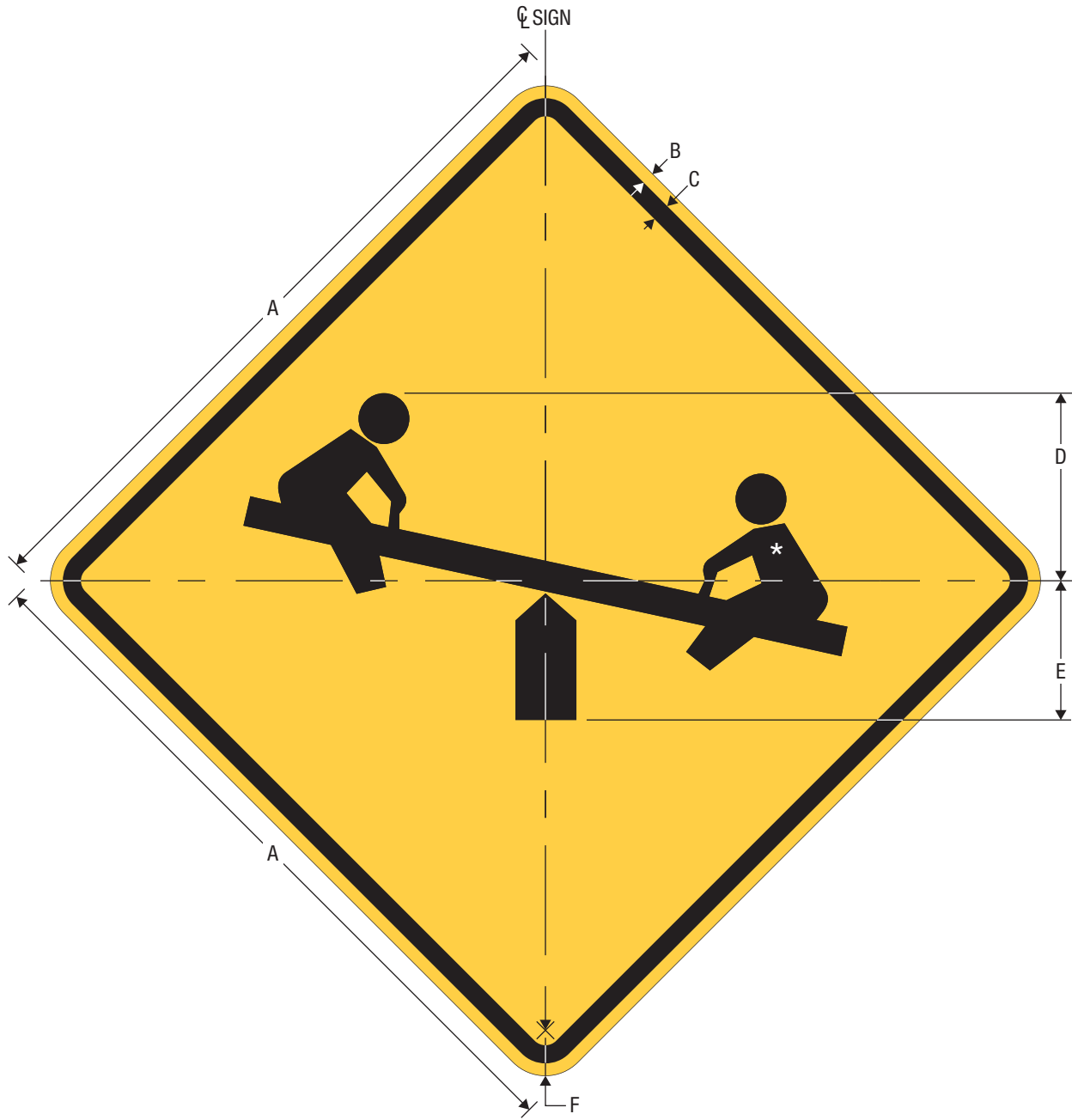


* Reduce Spacing 20%.
** Reduce Spacing 35%.

A	B	C	D	E	F	G	H	J	K	L	M	N	P
40	30	0.5	0.75	7.25	4 D	4 D	4 C	1.75	2.5	6.445	21.137	11.164	1.875
48	36	0.625	0.875	8.5	5 D	5 D*	5 C**	2	3	8.056	25.551	12.958	2.25
64	48	0.75	1.25	12	6 D	6 D	6 C	3	4	9.668	31.706	16.746	3

WARNING SIGN
COLORS: LEGEND, BORDER — BLACK
 BACKGROUND — YELLOW (RETROREFLECTIVE)

TTC SIGN
COLORS: LEGEND, BORDER — BLACK
 BACKGROUND — ORANGE (RETROREFLECTIVE)



W15-1
PLAYGROUND

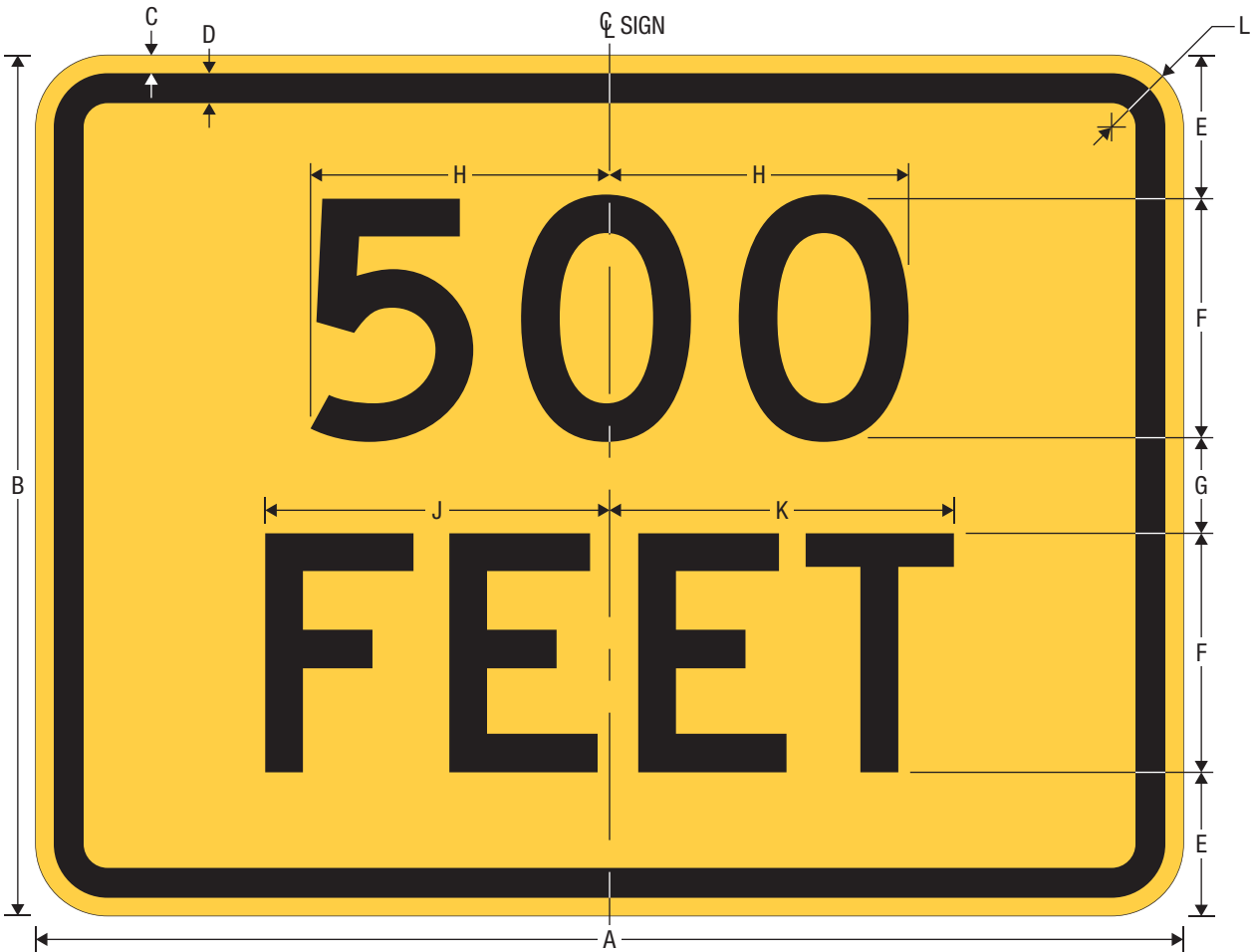
* See page 8-48 for symbol design.

A	B	C	D	E	F
18	0.375	0.625	4.5	3.5	1.5
24	0.375	0.625	6.25	4.5	1.5
30	0.5	0.75	7.75	5.75	1.875
36	0.625	0.875	9	7	2.25
48	0.75	1.25	12	9.5	3

WARNING SIGN

COLORS: LEGEND, BORDER — BLACK

BACKGROUND — YELLOW (RETROREFLECTIVE) OR
FLUORESCENT YELLOW-GREEN (RETROREFLECTIVE)



W16-2P
XX FEET (2-LINE PLAQUE)

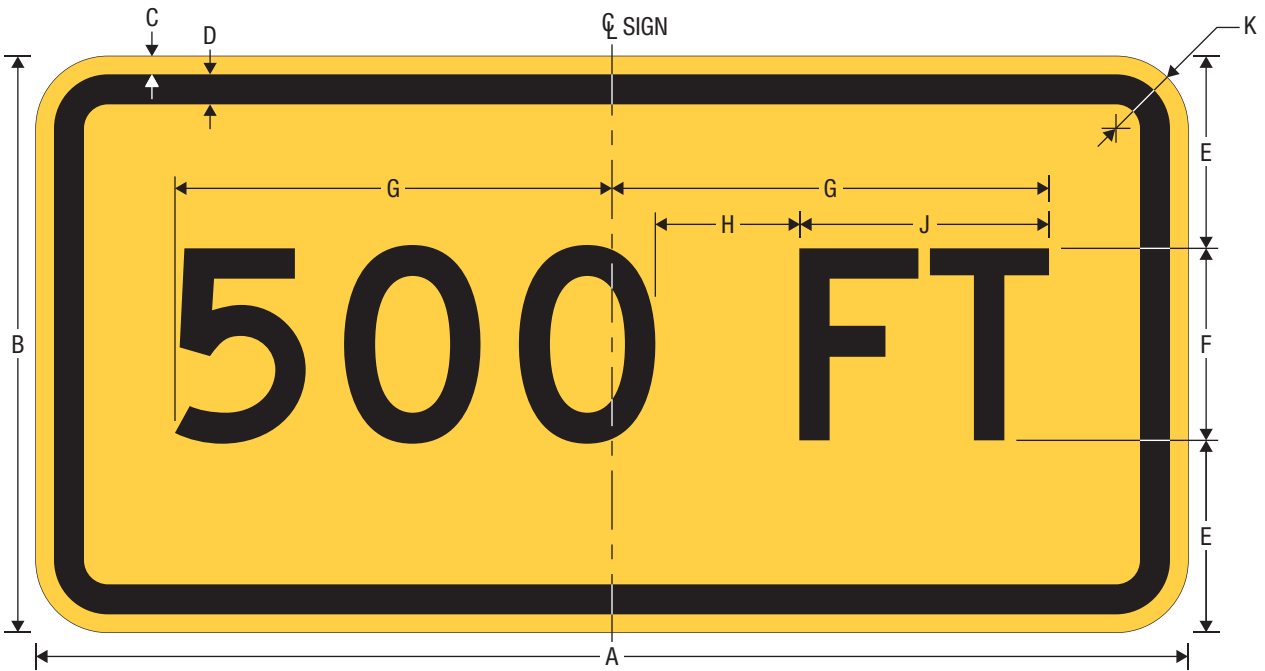
A	B	C	D	E	F	G	H	J	K	L
18	12	0.375	0.375	2	3 D	2	VAR	4.322	4.321	1.5
24	18	0.375	0.625	3	5 D	2	VAR	7.203	7.202	1.5
30	24	0.375	0.625	4.375	6 D	3.25	VAR	8.643	8.643	1.5

WARNING SIGN

COLORS: LEGEND, BORDER — BLACK
BACKGROUND — YELLOW (RETROREFLECTIVE) OR
FLUORESCENT YELLOW-GREEN
(RETROREFLECTIVE)

TTC SIGN

COLORS: LEGEND, BORDER — BLACK
BACKGROUND — ORANGE (RETROREFLECTIVE)



W16-2aP
XX FT (1-LINE PLAQUE)

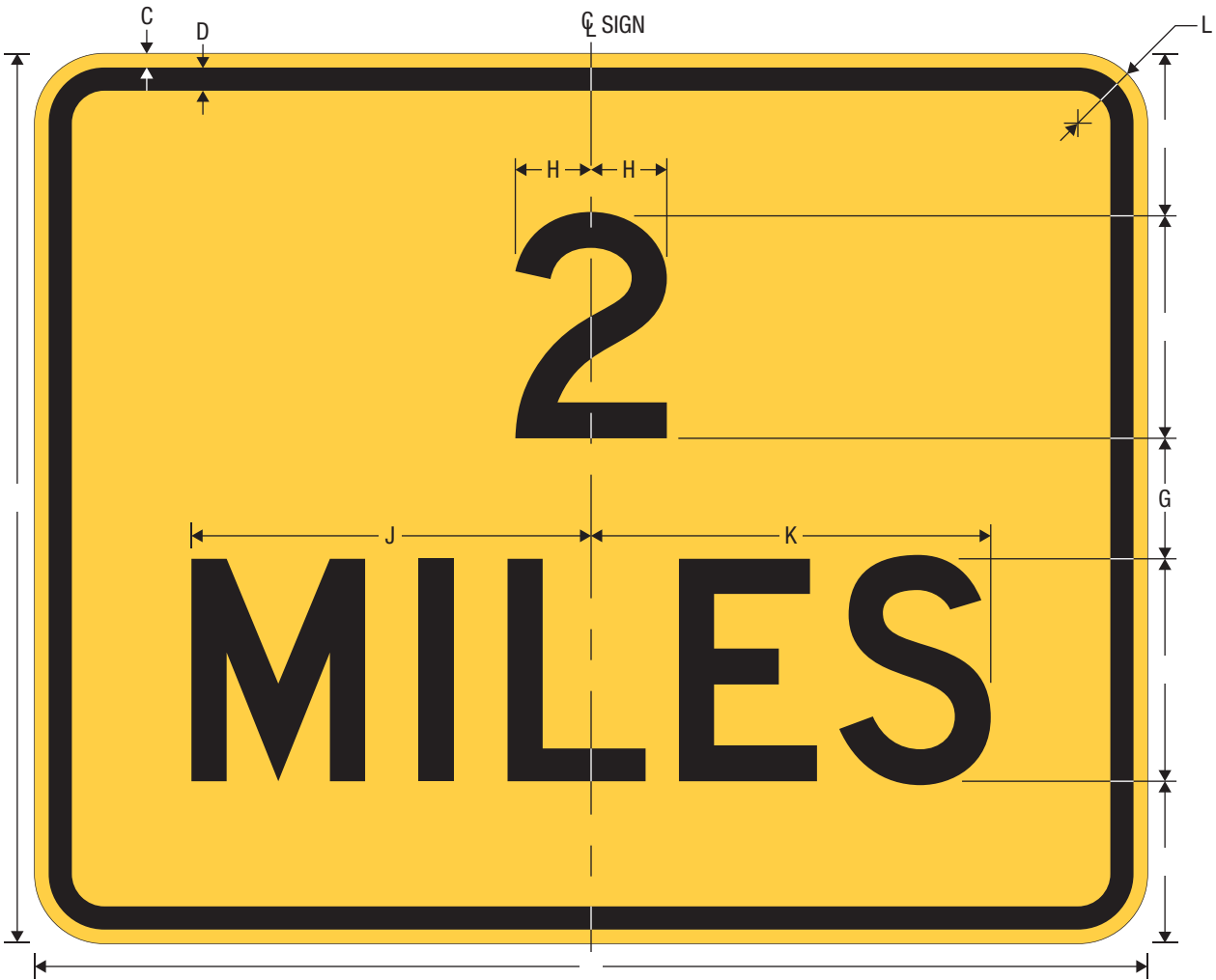
A	B	C	D	E	F	G	H	J	K
12	9	0.375	0.375	3.25	2.5 C	VAR	1.25	2.701	1.5
24	12	0.375	0.625	4	4 D	VAR	3	5.202	1.5
30	18	0.375	0.625	6	6 C	VAR	4	6.483	1.5

WARNING SIGN

COLORS: LEGEND, BORDER — BLACK
BACKGROUND — YELLOW (RETROREFLECTIVE) OR
FLUORESCENT YELLOW-GREEN
(RETROREFLECTIVE)

TTC SIGN

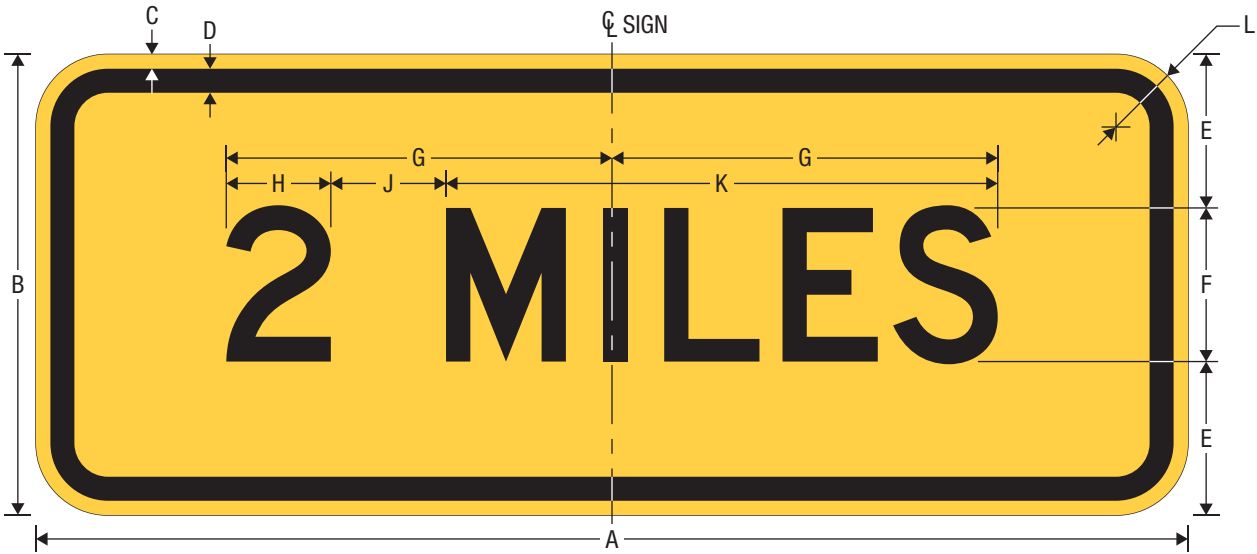
COLORS: LEGEND, BORDER — BLACK
BACKGROUND — ORANGE (RETROREFLECTIVE)



W16-3P
XX MILES (2-LINE PLAQUE)

A	B	C	D	E	F	G	H	J	K	L
30	24	0.375	0.625	4.375	6 D	3.25	VAR	10.776	10.775	1.5

COLORS: LEGEND, BORDER — BLACK
BACKGROUND — YELLOW (RETROREFLECTIVE) OR
FLUORESCENT YELLOW-GREEN (RETROREFLECTIVE)



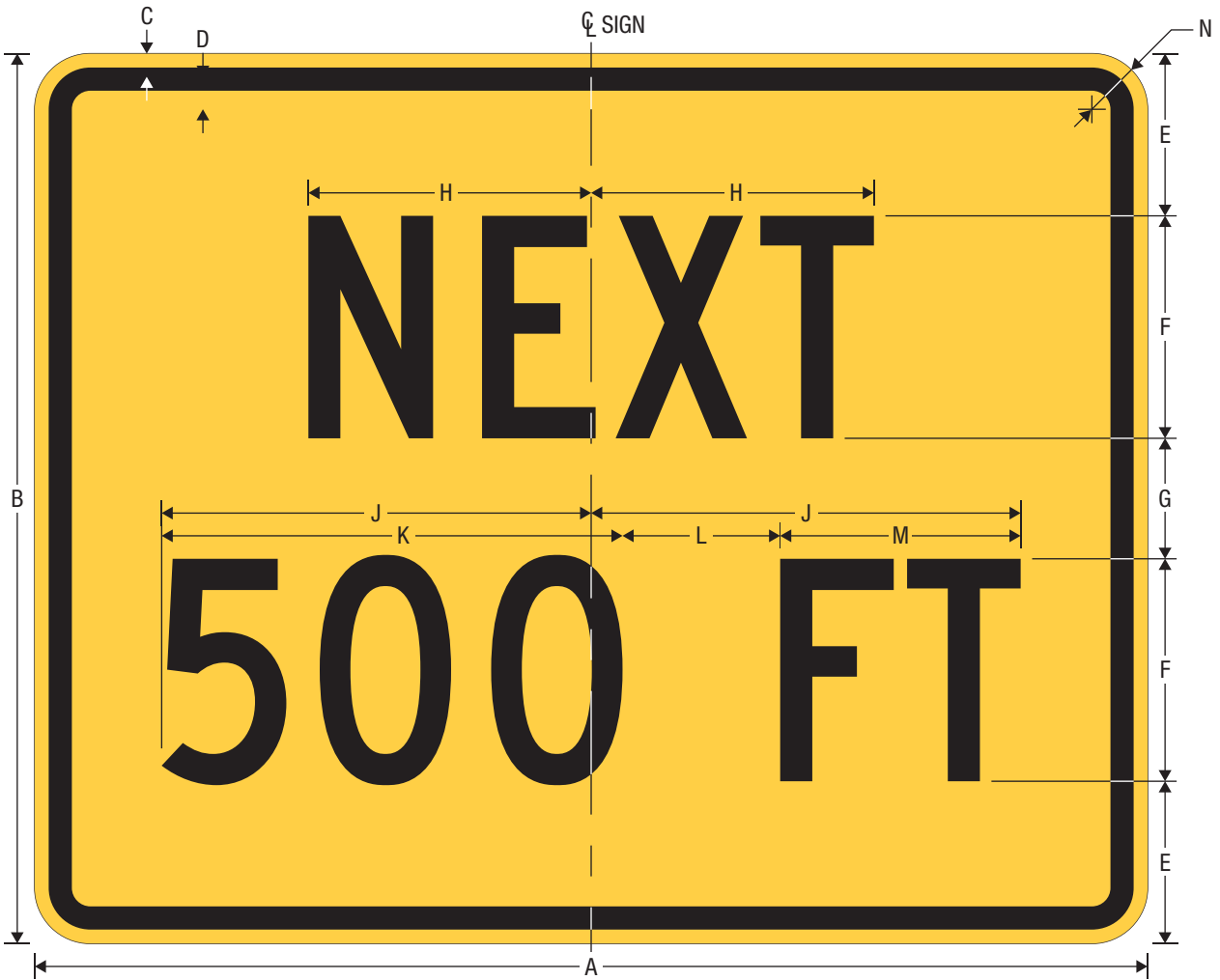
W16-3aP
XX MILES (1-LINE PLAQUE)

A	B	C	D	E	F	G	H	J	K	L
30	12	0.375	0.625	4	4 D	VAR	VAR	3	14.367	1.875

WARNING SIGN

COLORS: LEGEND, BORDER — BLACK

BACKGROUND — YELLOW (RETROREFLECTIVE) OR
FLUORESCENT YELLOW-GREEN (RETROREFLECTIVE)



W16-4P
NEXT XX FEET (PLAQUE)

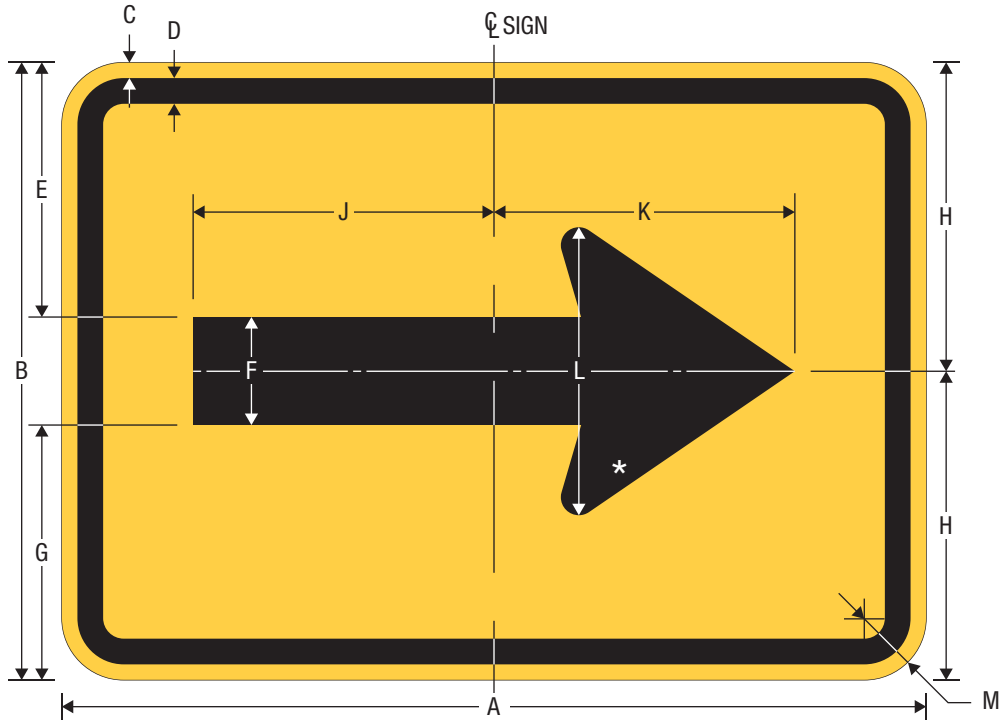
A	B	C	D	E	F	G	H	J	K	L	M	N
30	24	0.375	0.625	4.375	6 C	3.25	7.623	VAR	VAR	4.25	6.483	1.5

WARNING SIGN

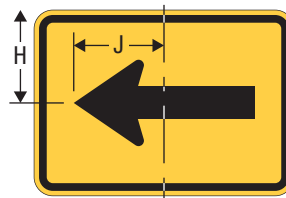
COLORS: LEGEND, BORDER – BLACK
 BACKGROUND – YELLOW (RETROREFLECTIVE)
 – FLUORESCENT YELLOW-GREEN (RETROREFLECTIVE)

TTC SIGN

COLORS: LEGEND, BORDER – BLACK
 BACKGROUND – ORANGE (RETROREFLECTIVE)



W16-5PR
DIRECTIONAL ARROW (PLAQUE)

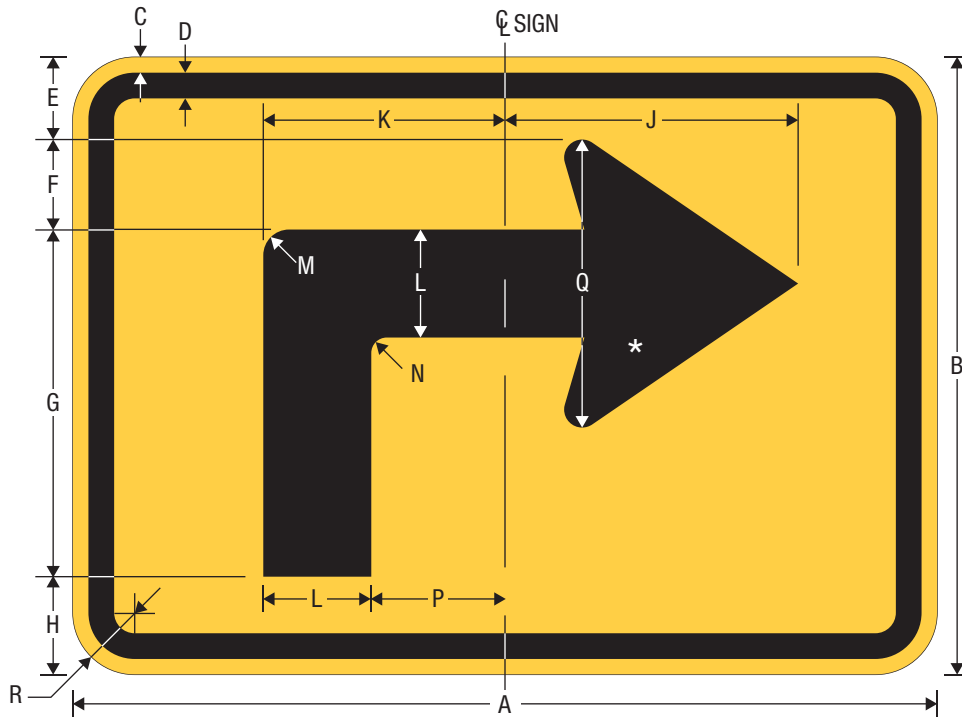


W16-5PL

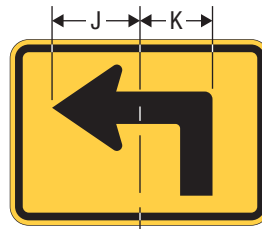
* See page 7-3 for arrow design.

A	B	C	D	E	F	G	H	J	K	L	M
12	9	0.375	0.375	3.703	1.594	3.703	4.5	4.375	4.375	4.25	1.5
21	15	0.375	0.625	6.188	2.625	6.187	7.5	7.313	7.312	7	1.5
30	21	0.375	0.625	8.625	3.75	8.625	10.5	10.5	10.5	10	1.5

COLORS: LEGEND, BORDER — BLACK
BACKGROUND — YELLOW (RETROREFLECTIVE)



W16-6PR
ADVANCE TURN ARROW (PLAQUE)



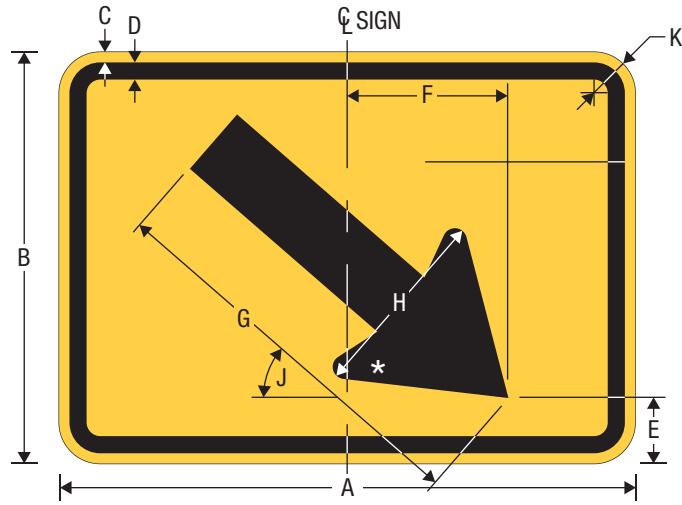
W16-6PL

* See page 7-3 for arrow design.

A	B	C	D	E	F	G	H
12	9	0.375	0.375	1.25	1.328	4.922	1.5
21	15	0.375	0.625	2	2.188	8.437	2.375
30	21	0.375	0.625	2.75	3.125	11.75	3.375

J	K	L	M	N	P	Q	R
4.125	3.375	1.594	0.5	0.25	1.781	4.25	1.5
7.125	5.875	2.625	0.625	0.375	3.25	7	1.5
10.125	8.375	3.75	0.875	0.5	4.625	10	1.5

COLORS: LEGEND, BORDER — BLACK
BACKGROUND — YELLOW (RETROREFLECTIVE)



W16-7PR

DOWNWARD DIAGONAL ARROW (PLAQUE)



W16-7PL


DOWNWARD DIAGONAL ARROW (PLAQUE)

* See page 7-3 for arrow design.

** The 12" x 6" size sign is for in-street use only.

A	B	C	D	E	F	G	H	J	K
12	6	0.375	0.375	1.251	2.895	6.25	4	30°	1.5
12	9	0.375	0.375	1.451	3.507	8.5	4.25	41°	1.5
21	15	0.375	0.625	2.389	5.880	14.25	7	41°	1.5
30	21	0.5	0.75	3.198	8.400	20.375	10	41°	1.875

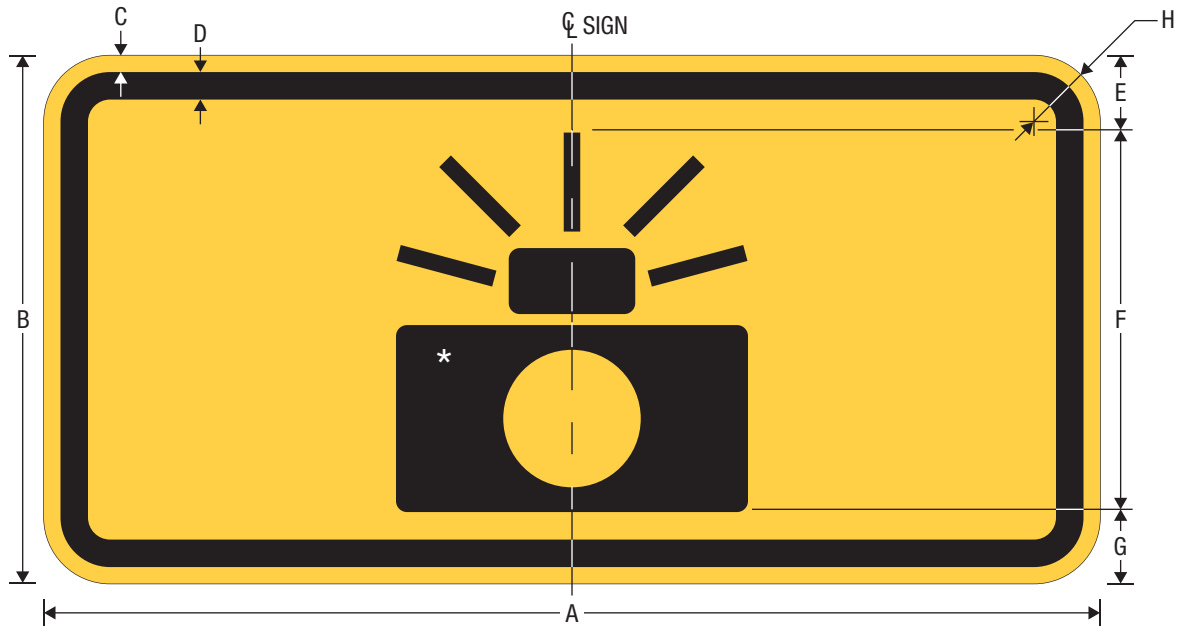
COLORS: LEGEND, BORDER — BLACK
BACKGROUND — YELLOW (RETROREFLECTIVE) OR
FLUORESCENT YELLOW-GREEN (RETROREFLECTIVE)



W16-9P
AHEAD (PLAQUE)

A	B	C	D	E	F	G	H	J
24	12	0.375	0.625	3.5	5 C	8.753	8.753	1.5
30	18	0.375	0.625	5.5	7 C	12.255	12.254	1.5

COLORS: LEGEND, BORDER – BLACK
BACKGROUND – YELLOW (RETROREFLECTIVE)



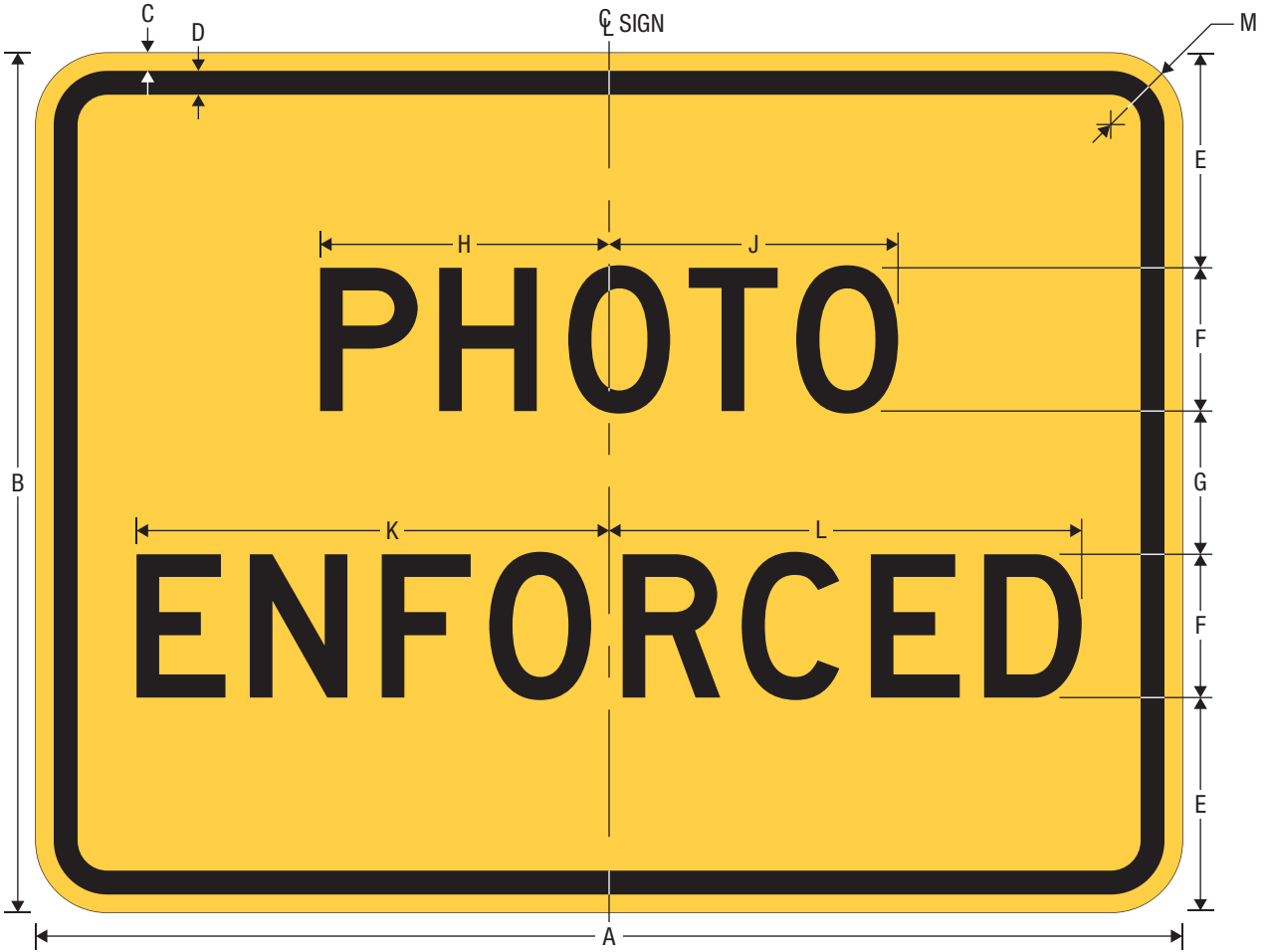
W16-10P

PHOTO ENFORCED (SYMBOL PLAQUE)

* See page 8-76 for symbol design.

A	B	C	D	E	F	G	H
24	12	0.375	0.625	1.75	8.625	1.625	1.5
36	18	0.625	0.875	2.5	13	2.5	2.25
48	24	0.75	1.25	3.375	17.25	3.375	3

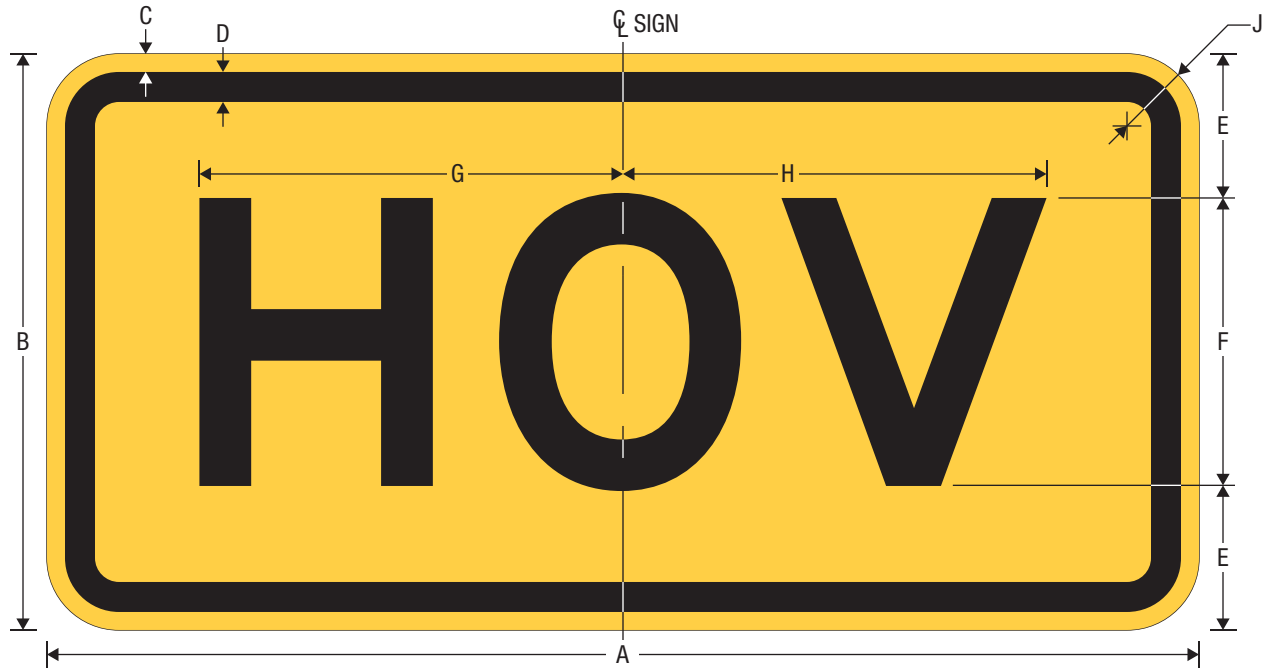
COLORS: LEGEND, BORDER – BLACK
BACKGROUND – YELLOW (RETROREFLECTIVE)



W16-10aP
PHOTO ENFORCED (PLAQUE)

A	B	C	D	E	F	G	H	J	K	L	M
24	18	0.375	0.5	4.5	3 D	3	6.049	6.049	9.892	9.891	1.5
36	30	0.5	0.75	8.5	4.5 D	4	9.074	9.073	14.837	14.837	1.875
48	36	0.625	0.875	9	6 D	6	12.099	12.098	19.783	19.783	2.25

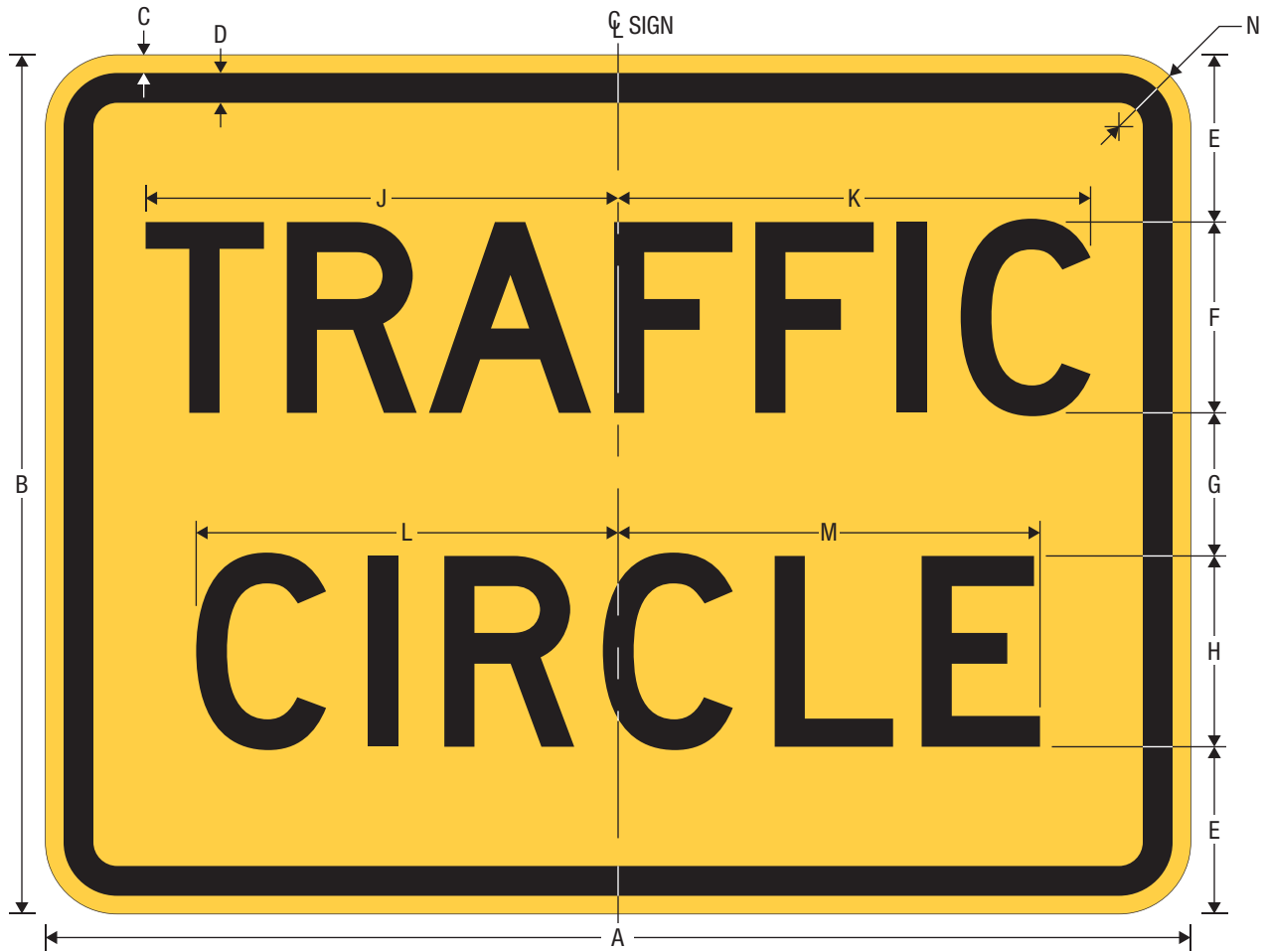
COLORS: LEGEND, BORDER — BLACK
BACKGROUND — YELLOW (RETROREFLECTIVE)



W16-11P
HIGH-OCCUPANCY VEHICLES (PLAQUE)

A	B	C	D	E	F	G	H	J
24	12	0.375	0.625	3	6 E	8.825	8.824	1.5
30	18	0.5	0.75	5	8 E	11.766	11.766	1.5

COLORS: LEGEND, BORDER – BLACK
BACKGROUND – YELLOW (RETROREFLECTIVE)

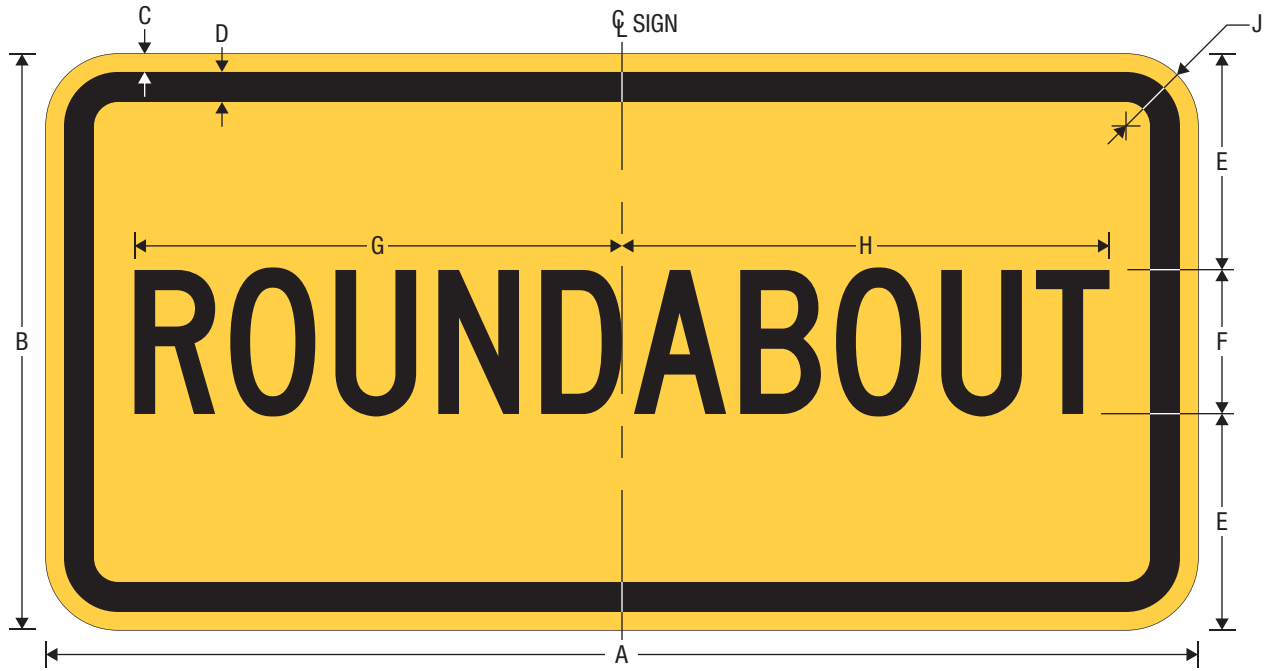


W16-12P
TRAFFIC CIRCLE (PLAQUE)

* Reduce Spacing 20%.

A	B	C	D	E	F	G	H	J	K	L	M	N
24	18	0.375	0.625	3.5	4 D*	3	4 D	9.906	9.905	8.846	8.845	1.5

COLORS: LEGEND, BORDER – BLACK
BACKGROUND – YELLOW (RETROREFLECTIVE)

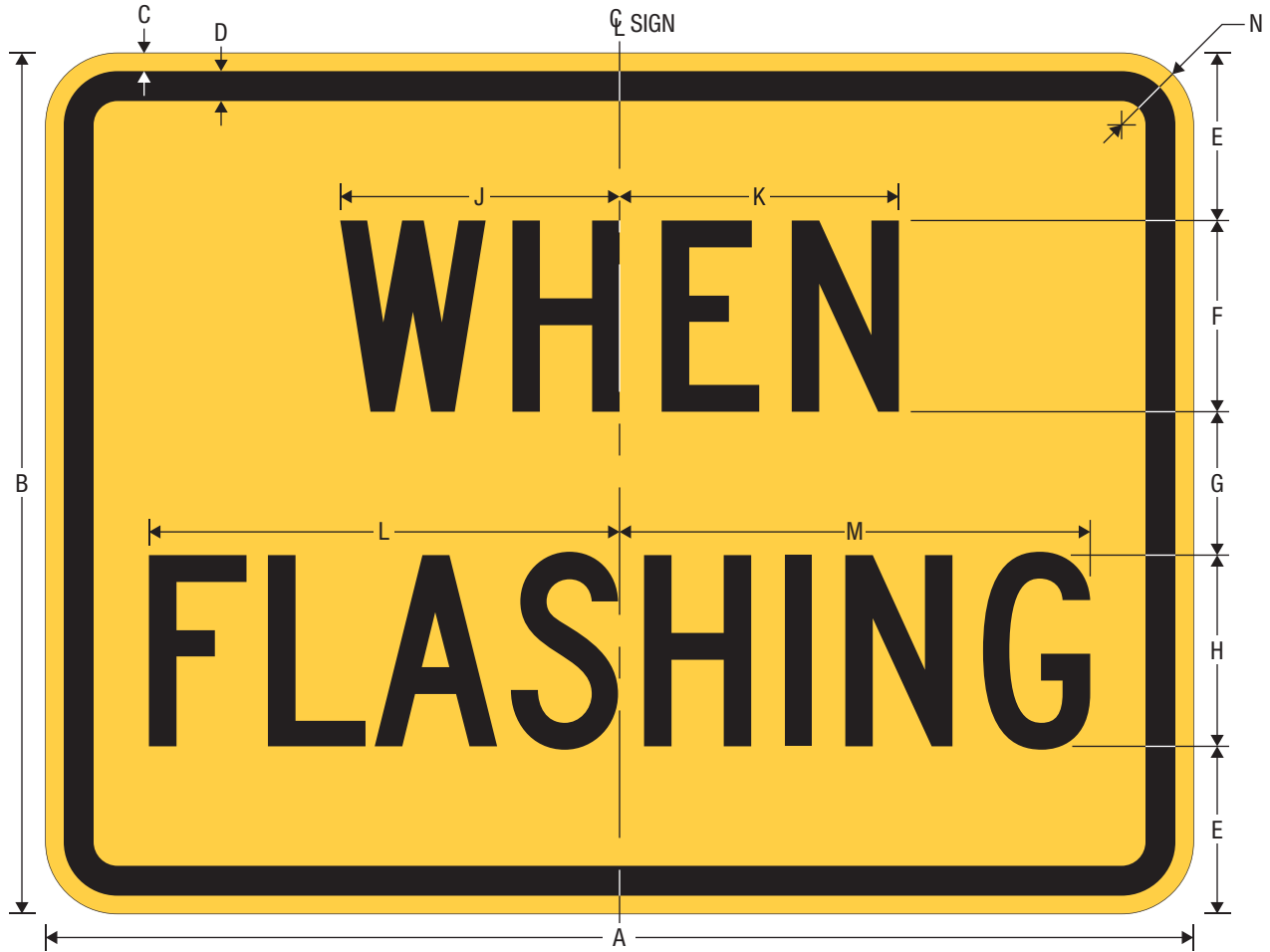


W16-12aP
ROUNDAABOUT (PLAQUE)

* Reduce Spacing 30%.

A	B	C	D	E	F	G	H
24	12	0.375	0.625	4.5	3 C*	10.156	1.5

COLORS: LEGEND, BORDER — BLACK
BACKGROUND — YELLOW (RETROREFLECTIVE)

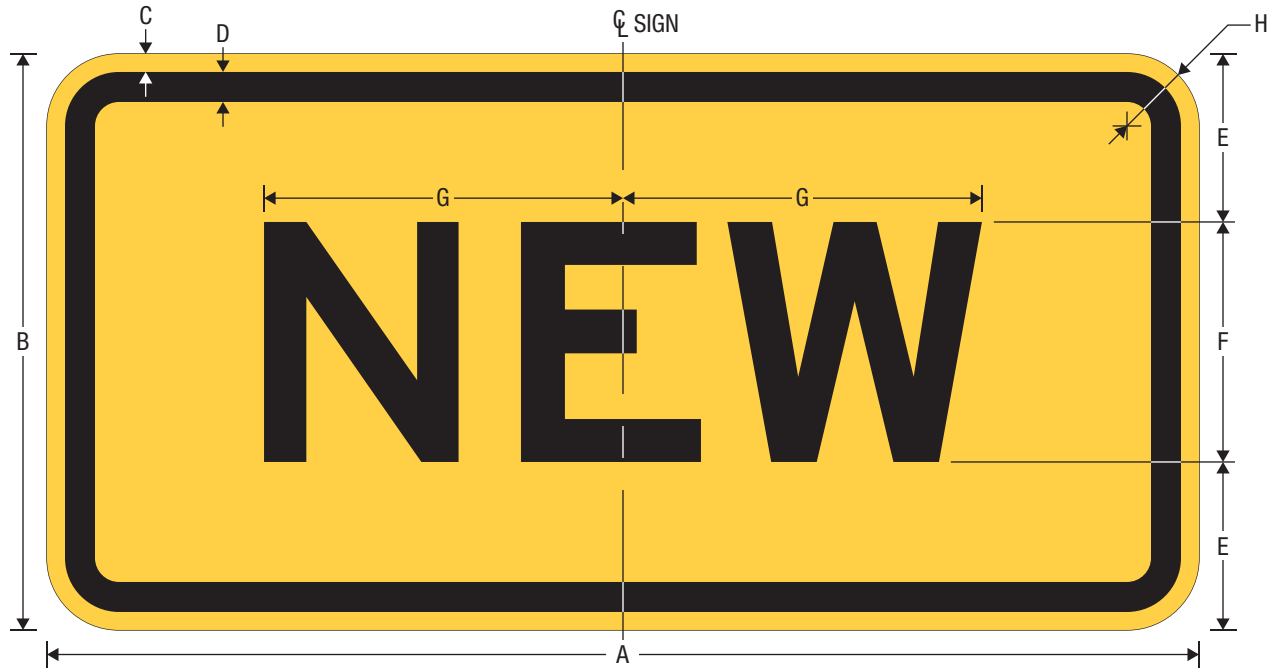


W16-13P
WHEN FLASHING (PLAQUE)

* Reduce Spacing 20%.

A	B	C	D	E	F	G	H	J	K	L	M	N
24	18	0.375	0.625	3.5	4 C	3	4 C*	5.843	5.842	9.844	9.843	1.5

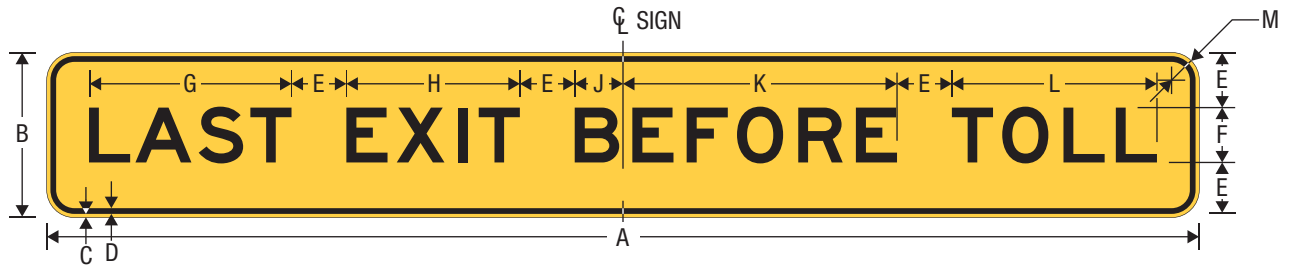
COLORS: LEGEND, BORDER – BLACK
BACKGROUND – YELLOW (RETROREFLECTIVE)



W16-15P
NEW (PLAQUE)

A	B	C	D	E	F	G	H
24	12	0.375	0.625	3.5	5 E	7.478	1.5

COLORS: LEGEND, BORDER – BLACK
BACKGROUND – YELLOW (RETROREFLECTIVE)



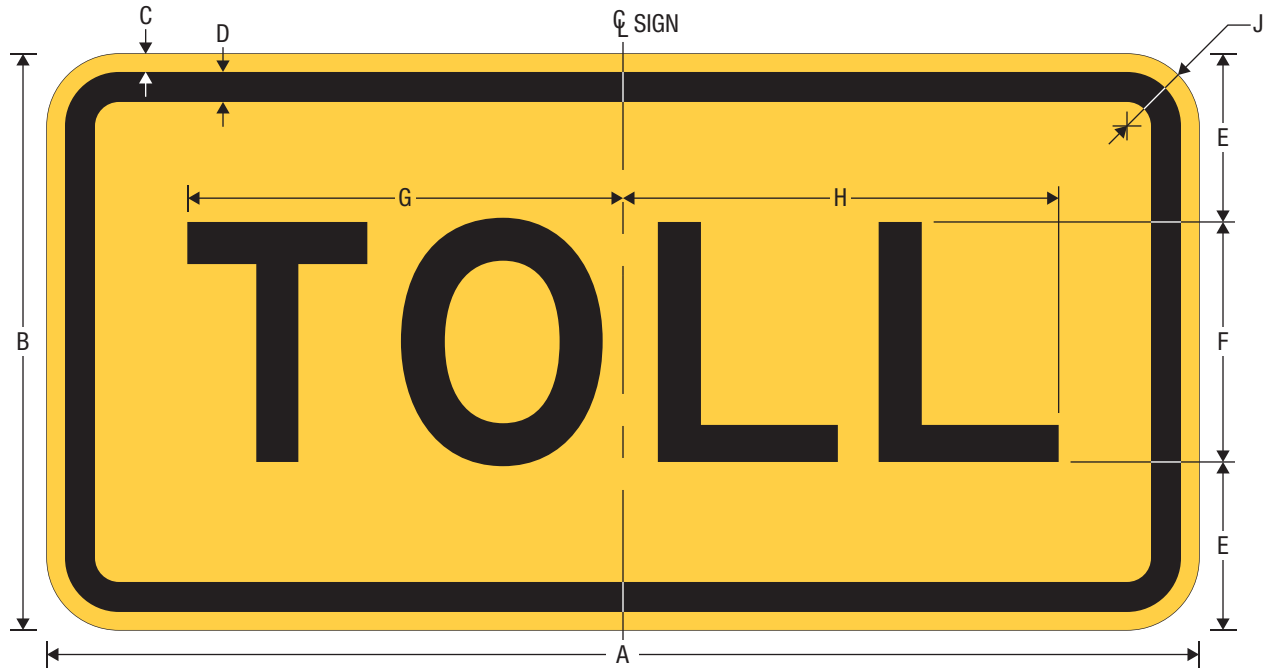
W16-16P

LAST EXIT BEFORE TOLL (1-LINE PLAQUE)

* Increase Spacing 20%.

A	B	C	D	E	F	G	H	J	K	L	M
252	36	0.75	1.25	12	12 E*	44.295	37.950	10.561	59.945	44.862	6

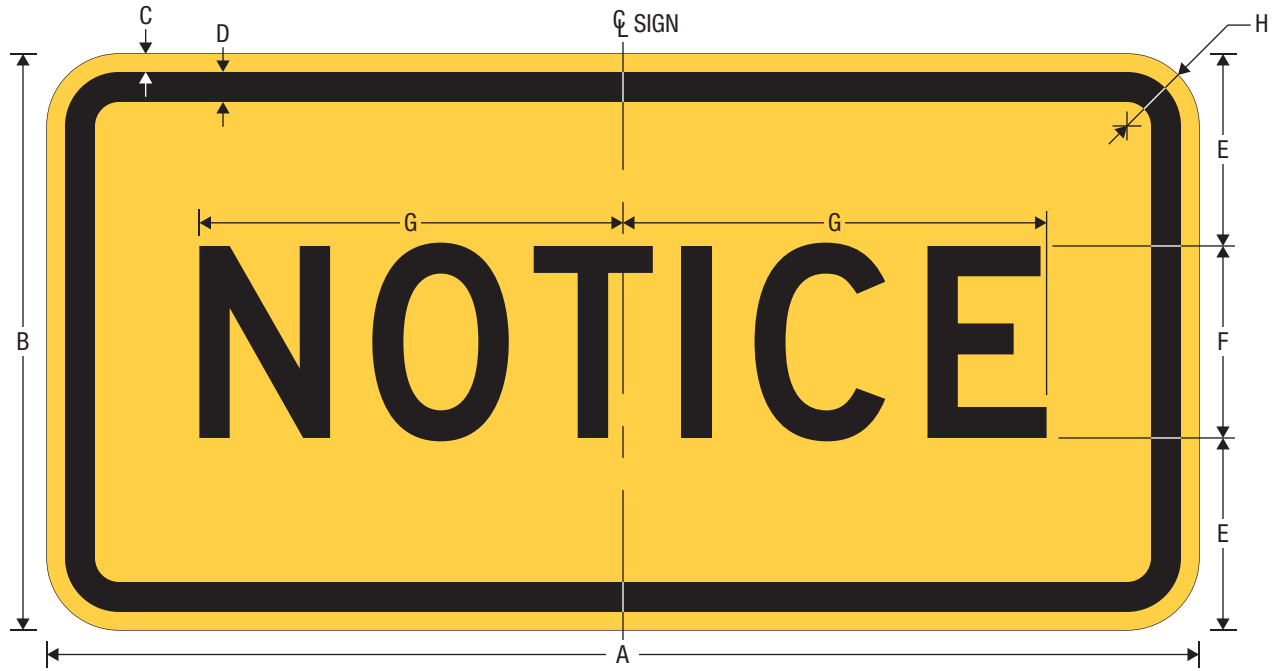
COLORS: LEGEND, BORDER — BLACK
BACKGROUND — YELLOW (RETROREFLECTIVE)



W16-17P
TOLL (PLAQUE)

A	B	C	D	E	F	G	H	J
24	12	0.375	0.625	3.5	5 E	9.077	9.076	1.5
36	18	0.375	0.625	5	8 D	12.285	12.285	1.5

COLORS: LEGEND, BORDER – BLACK
BACKGROUND – YELLOW (RETROREFLECTIVE)



W16-18P
NOTICE (PLAQUE)

A	B	C	D	E	F	G	H
24	12	0.375	0.625	4	4 D	8.825	1.5

COLORS: LEGEND, BORDER – BLACK
BACKGROUND – YELLOW (RETROREFLECTIVE)



W17-1
SPEED HUMP

A	B	C	D	E	F	G	H	J	K	L
24	0.375	0.625	4 D	1.25	2	7.886	7.885	6.961	7.210	1.5
30	0.5	0.75	5 D	1.5	2.5	9.857	9.857	8.732	8.982	1.875
36	0.625	0.875	6 D	1.875	3	11.829	11.828	10.379	10.878	2.25
48	0.75	1.25	8 D	2.5	4	15.771	15.771	13.921	14.421	3

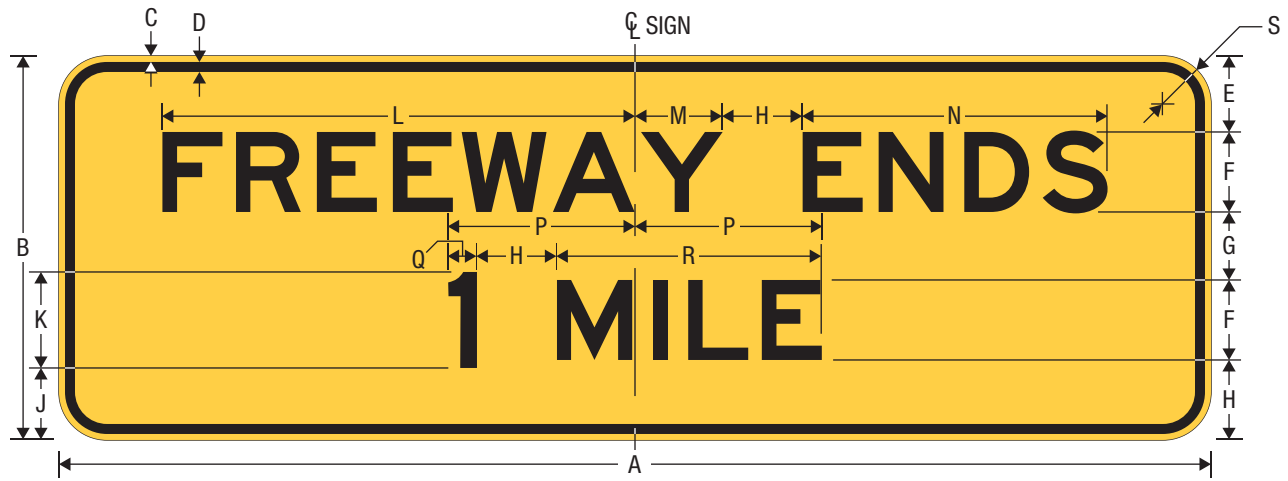
COLORS: LEGEND, BORDER — BLACK
 BACKGROUND — YELLOW (RETROREFLECTIVE) OR
 FLUORESCENT YELLOW-GREEN (RETROREFLECTIVE)



W18-1
NO TRAFFIC SIGNS

A	B	C	D	E	F	G	H	J	K	L	M	N	P
24	0.375	0.625	4 D	2.5	2.75	1.25	3.223	3.222	10.266	10.265	7.326	7.326	1.5
30	0.5	0.75	5 D	3.125	3.5	1.5	4.028	4.028	12.832	12.832	9.158	9.157	1.875
36	0.625	0.875	6 D	3.75	4.25	1.75	4.834	4.834	15.399	15.398	10.989	10.989	2.25

COLORS: LEGEND, BORDER – BLACK
BACKGROUND – YELLOW (RETROREFLECTIVE)

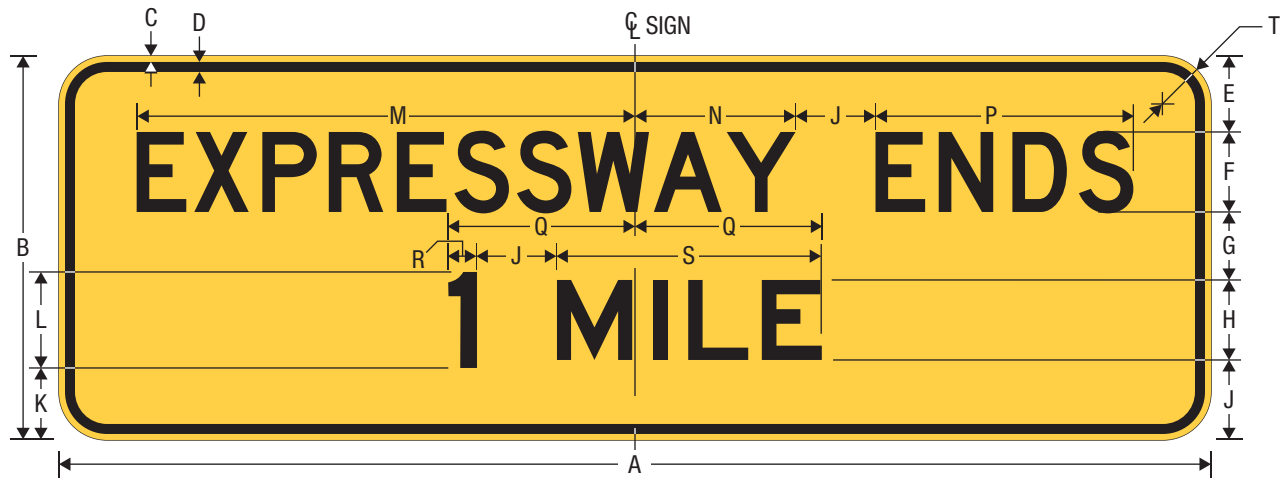


W19-1
FREEWAY ENDS XX MILES

A	B	C	D	E	F	G	H	J
144	48	0.75	1.25	9.5	10 E	8.5	10	9

K	L	M	N	P	Q	R	S
12 E	59.072	10.956	38.115	VAR	VAR	VAR	6

COLORS: LEGEND, BORDER – BLACK
BACKGROUND – YELLOW (RETROREFLECTIVE)



W19-2
EXPRESSWAY ENDS XX MILES

A	B	C	D	E	F	G	H	J
144	48	0.75	1.25	9.5	10 D	8.5	10 E	10
K	L	M	N	P	Q	R	S	T
9	12 E	62.292	20.066	32.225	VAR	VAR	VAR	6

COLORS: LEGEND, BORDER – BLACK
BACKGROUND – YELLOW (RETROREFLECTIVE)



W19-3
FREEWAY ENDS

A	B	C	D	E	F	G	H	J	K	L
48	0.75	1.25	9 C	6.75	2.25	5	21.699	12.290	12.289	3

COLORS: LEGEND, BORDER — BLACK
BACKGROUND — YELLOW (RETROREFLECTIVE)



W19-4
EXPRESSWAY ENDS

A	B	C	D	E	F	G	H	J	K	L
48	0.75	1.25	7 C	3.5	5.25	24.300	24.299	9.559	9.558	3

COLORS: LEGEND, BORDER — BLACK
BACKGROUND — YELLOW (RETROREFLECTIVE)



W19-5
ALL TRAFFIC MUST EXIT

A	B	C	D	E	F	G	H
90	48	0.75	1.25	10.5	9D	9	21.519

J	K	L	M	N	P	Q
7.838	38.357	29.270	1.120	7.880	22.511	3

COLORS: LEGEND, BORDER – BLACK
BACKGROUND – YELLOW (RETROREFLECTIVE)



W23-2
NEW TRAFFIC PATTERN AHEAD

A	B	C	D	E	F	G	H	J	K	L	M	N	P
30	0.5	0.75	4 C	2.5	4.282	4.282	8.563	8.563	9.144	9.143	6.753	7.252	1.875
36	0.625	0.875	5 C	3	5.353	5.352	10.704	10.704	11.430	11.429	8.503	9.003	2.25
48	0.75	1.25	7 C	4	7.494	7.493	14.986	14.985	16.002	16.001	11.755	12.754	3

COLORS: LEGEND, BORDER – BLACK
BACKGROUND – YELLOW (RETROREFLECTIVE)



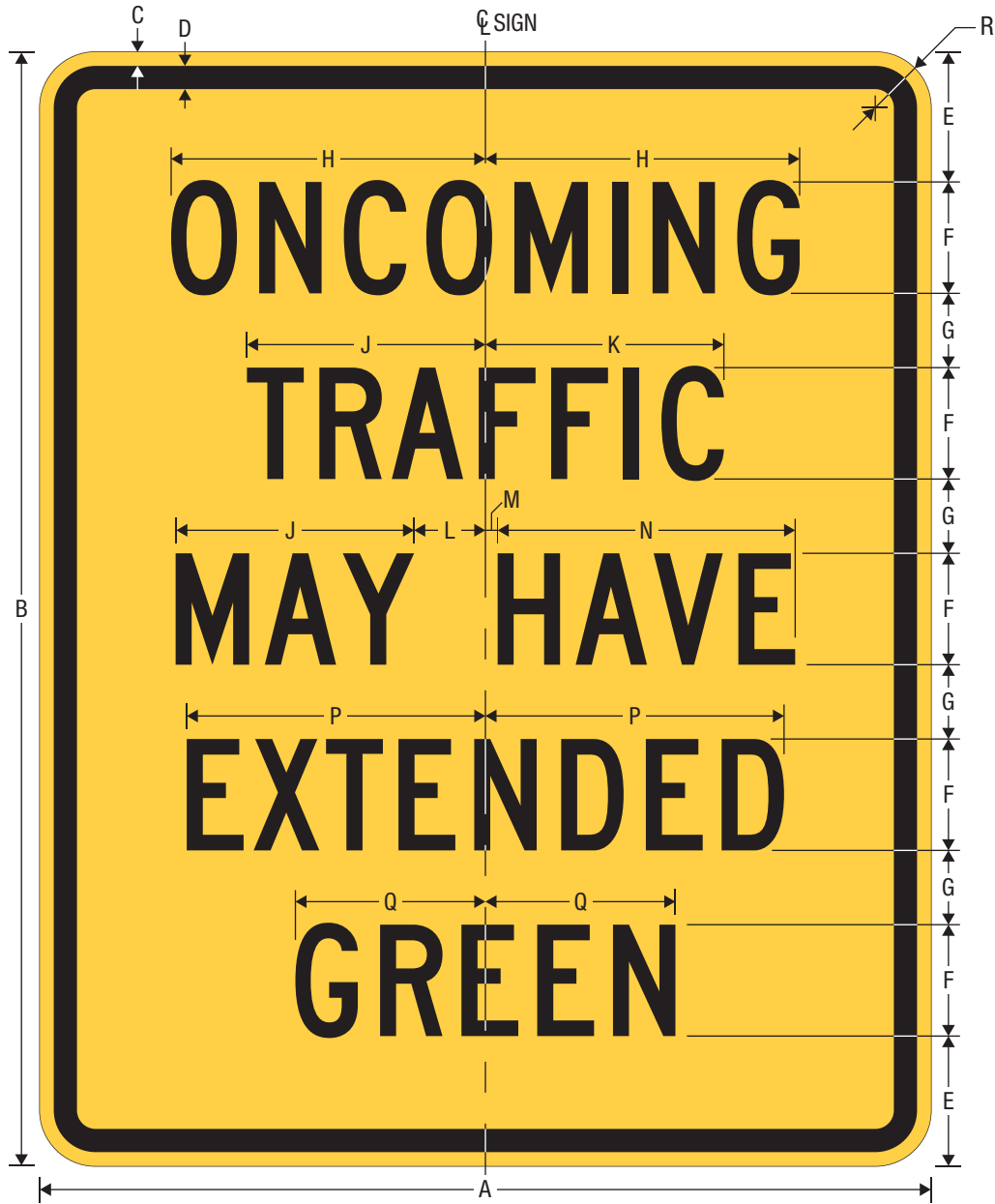
W25-1

ONCOMING TRAFFIC HAS EXTENDED GREEN

A	B	C	D	E	F	G	H	J	K	L	M	N	P
24	30	0.375	0.625	3.5	3 C	2	8.463	6.423	6.422	2.986	8.043	5.117	1.5

COLORS: LEGEND, BORDER — BLACK
BACKGROUND — YELLOW (RETROREFLECTIVE)

3-231



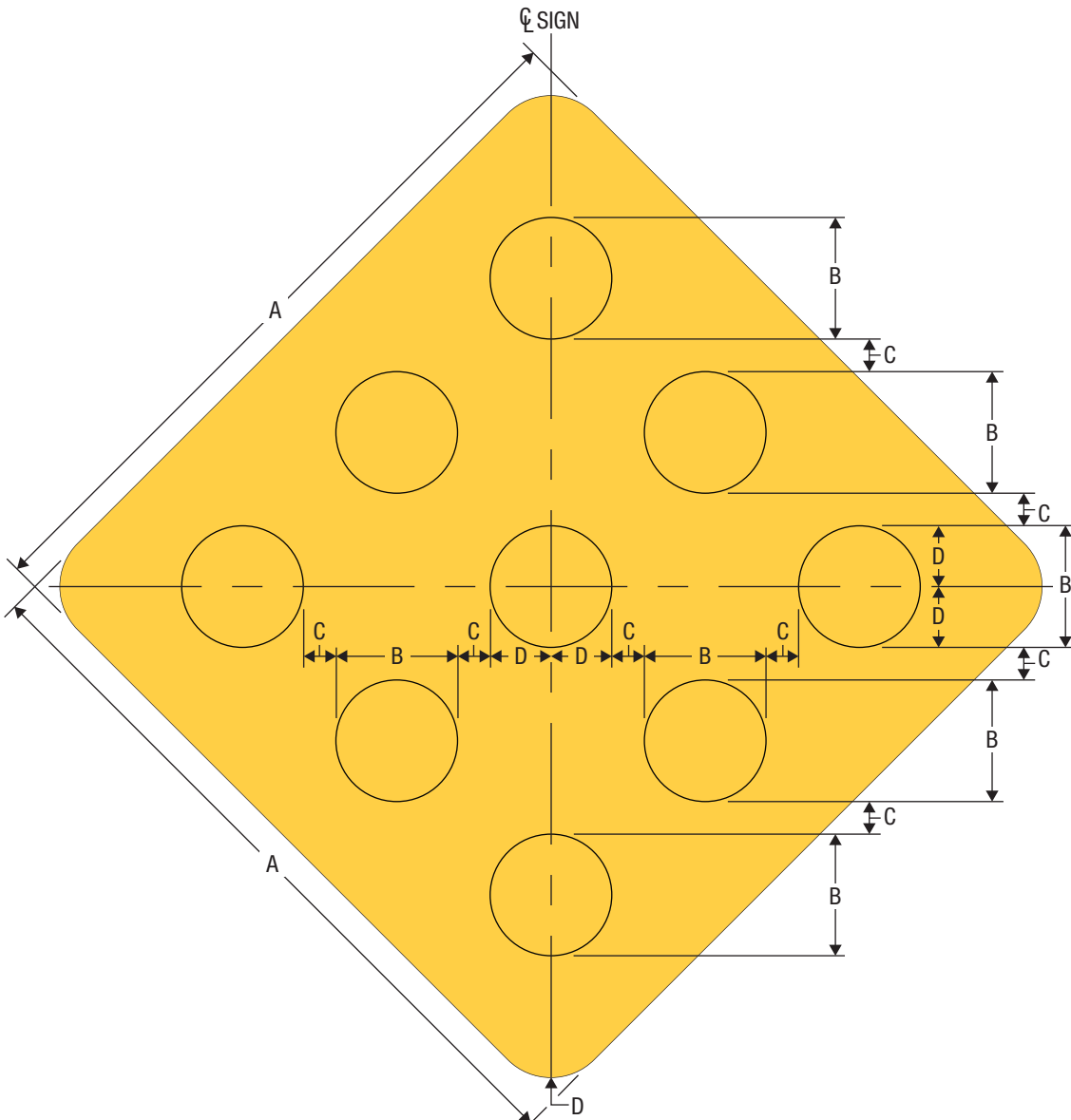
W25-2

ONCOMING TRAFFIC MAY HAVE EXTENDED GREEN

A	B	C	D	E	F	G	H
24	30	0.375	0.625	3.5	3 C	2	8.463

J	K	L	M	N	P	Q	R
6.423	6.422	1.920	0.330	8.013	8.043	5.117	1.5

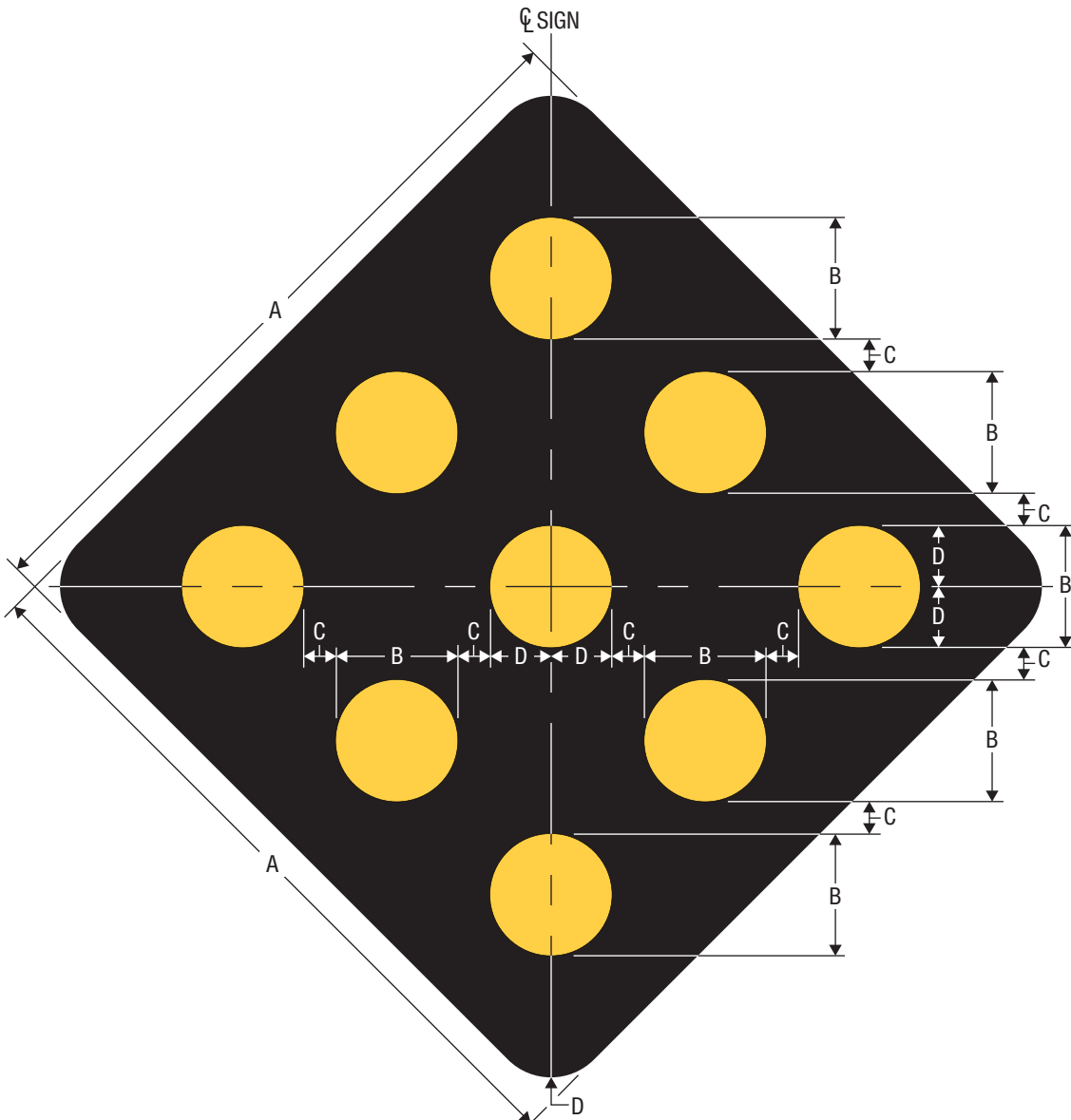
COLORS: LEGEND, BORDER — BLACK
BACKGROUND — YELLOW (RETROREFLECTIVE)



OM1-1
OBJECT MARKER TYPE 1

A	B	C	D
18	3	0.800	1.5

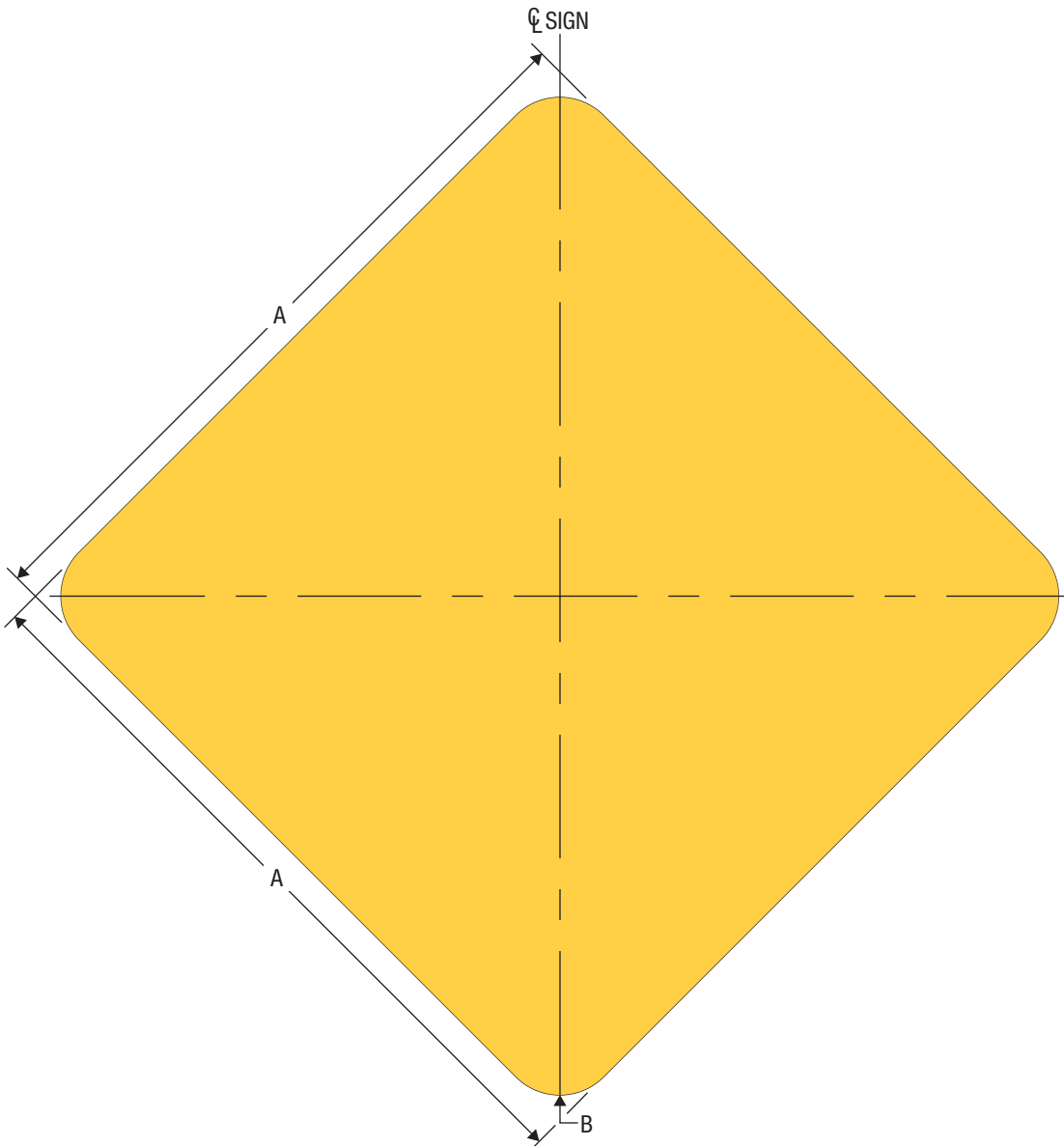
COLORS: REFLECTORS — YELLOW (RETROREFLECTIVE)
 BACKGROUND — YELLOW (RETROREFLECTIVE)
 NO BORDER



OM1-2
OBJECT MARKER TYPE 1

A	B	C	D
18	3	0.800	1.5

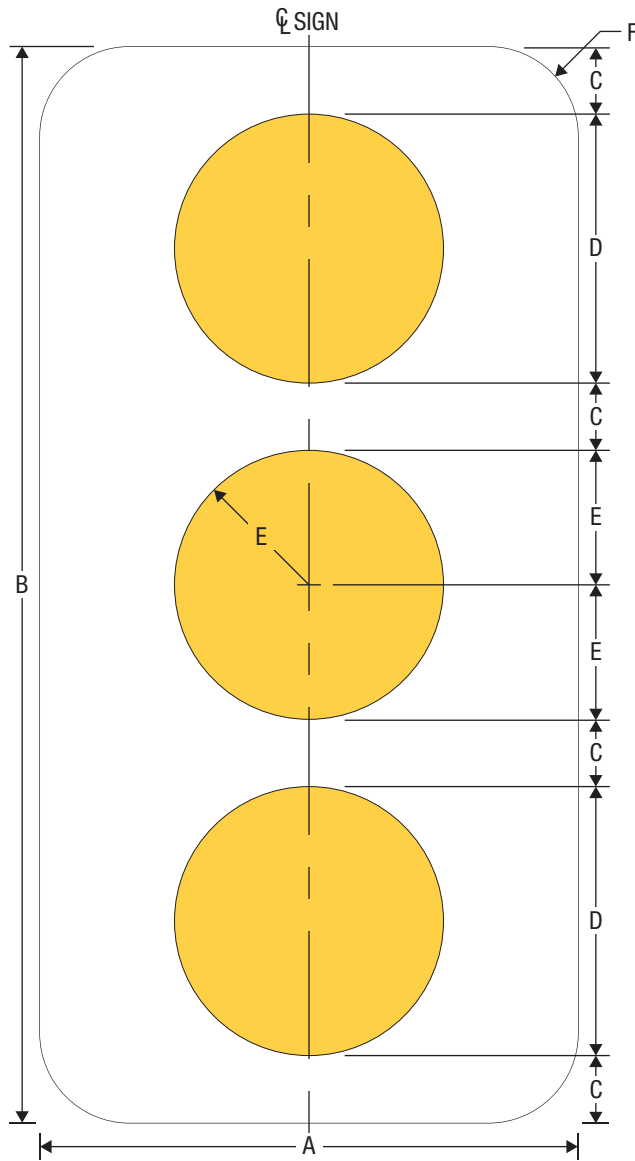
COLORS: REFLECTORS — YELLOW (RETROREFLECTIVE)
BACKGROUND — BLACK
NO BORDER



OM1-3
OBJECT MARKER TYPE 1

A	B
18	1.5

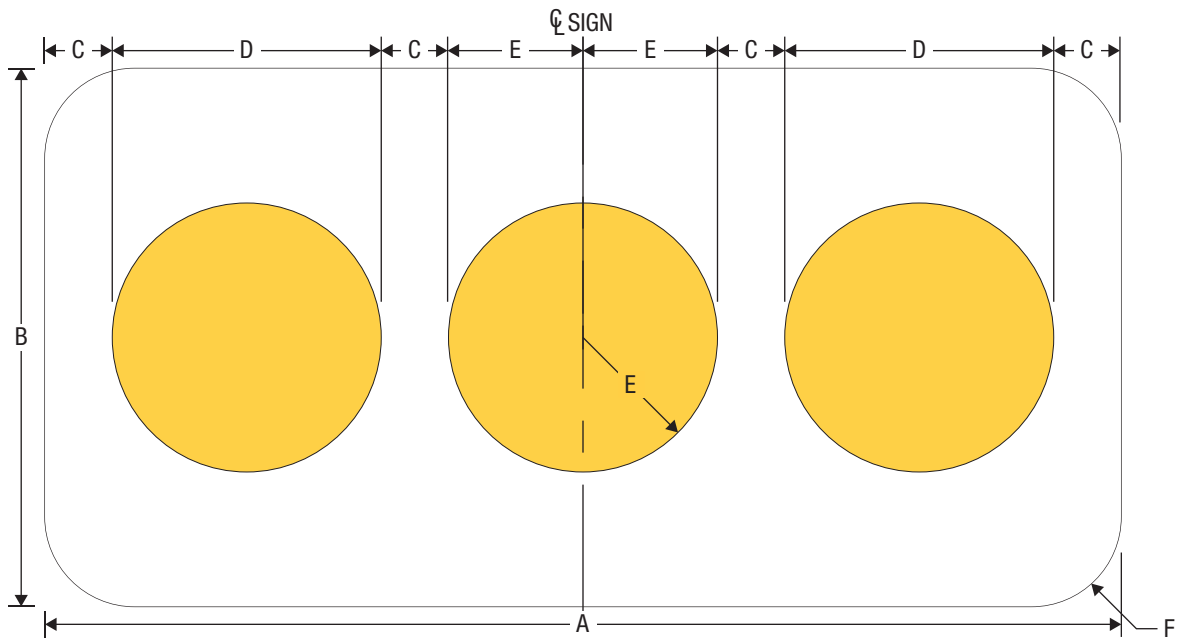
COLORS: SIGN — YELLOW (RETROREFLECTIVE)
NO BORDER



OM2-1V
OBJECT MARKER TYPE 2

A	B	C	D	E	F
6	12	0.75	3	1.5	1

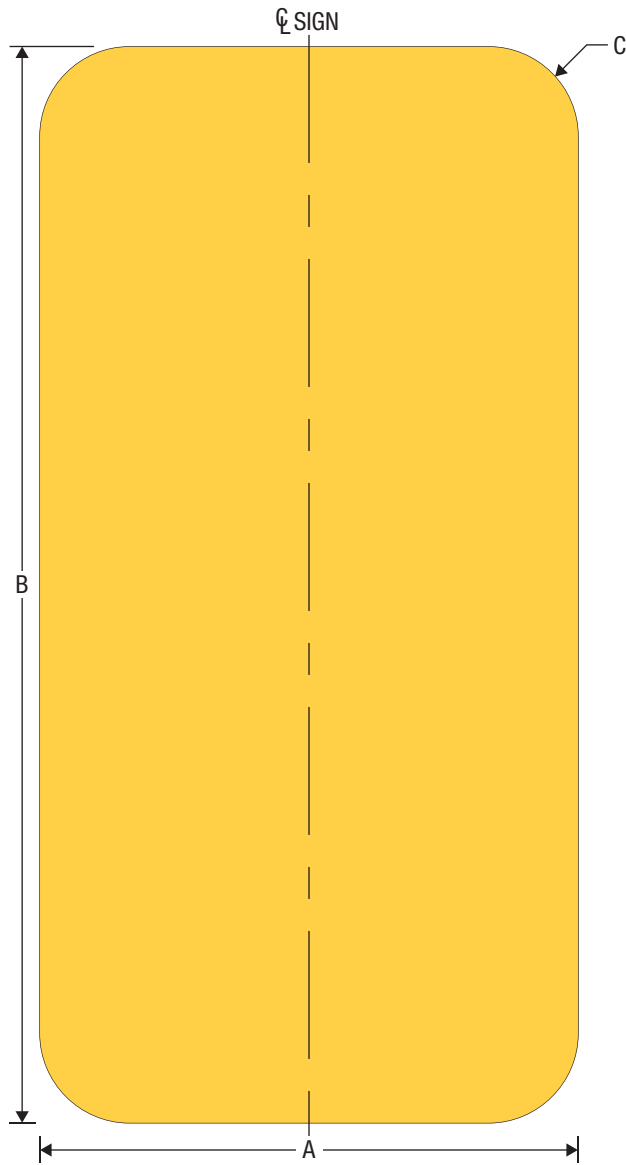
COLORS: REFLECTORS — YELLOW (RETROREFLECTIVE)
 BACKGROUND — WHITE (RETROREFLECTIVE)
 NO BORDER



OM2-1H
OBJECT MARKER TYPE 2

A	B	C	D	E	F
12	6	0.75	3	1.5	1

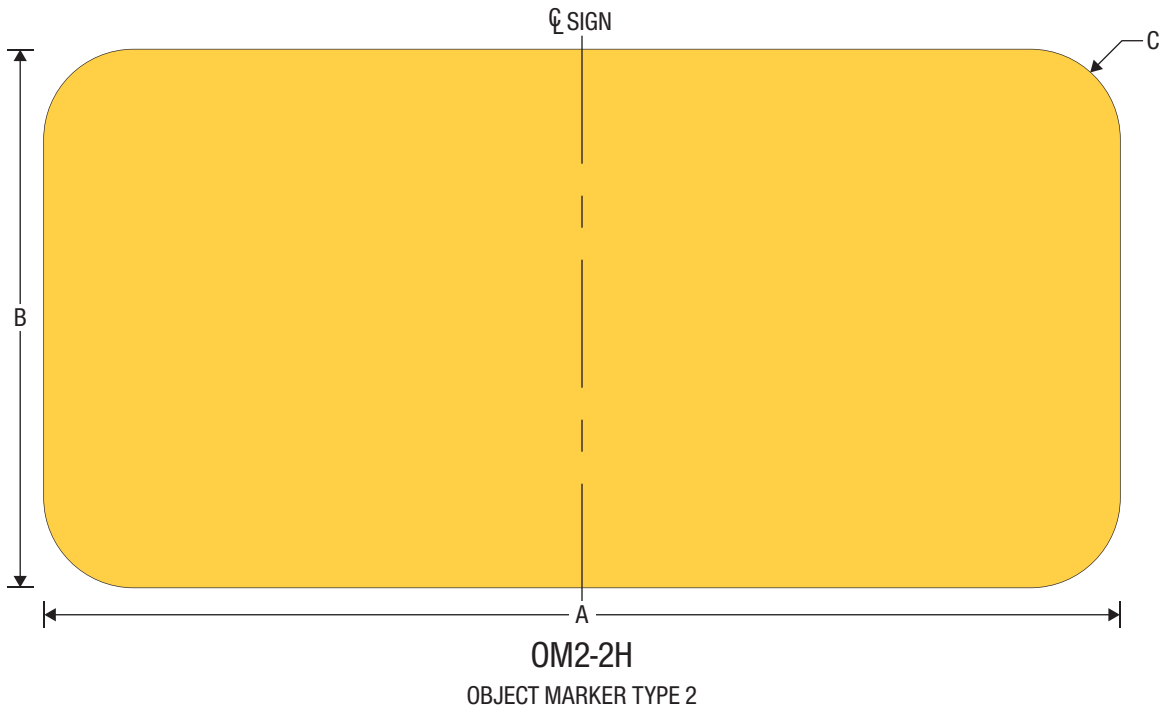
COLORS: REFLECTORS — YELLOW (RETROREFLECTIVE)
 BACKGROUND — WHITE (RETROREFLECTIVE)
 NO BORDER



OM2-2V
OBJECT MARKER TYPE 2

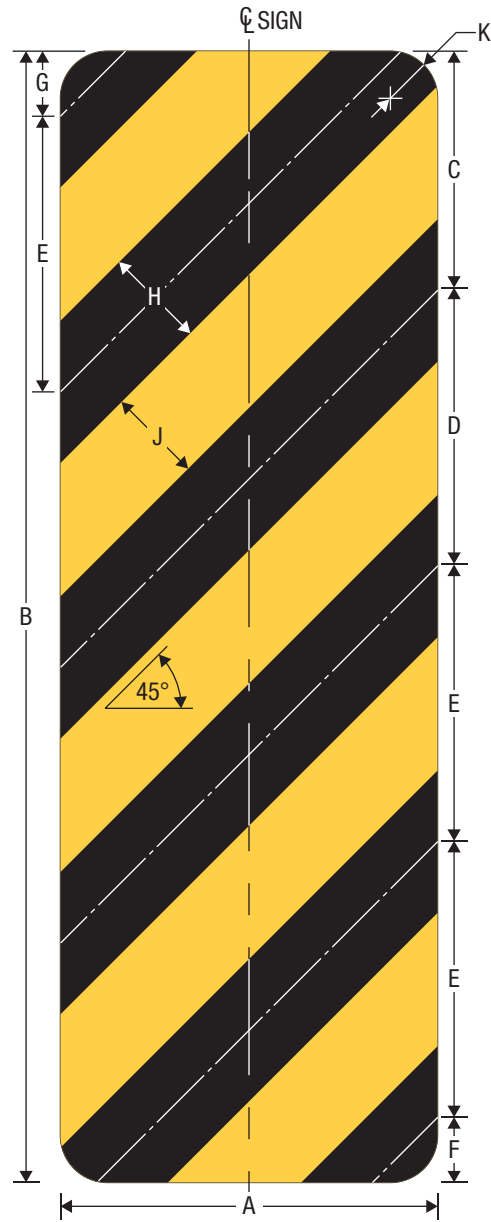
A	B	C
6	12	1

COLORS: BACKGROUND — YELLOW (RETROREFLECTIVE)
NO BORDER



A	B	C
12	6	1

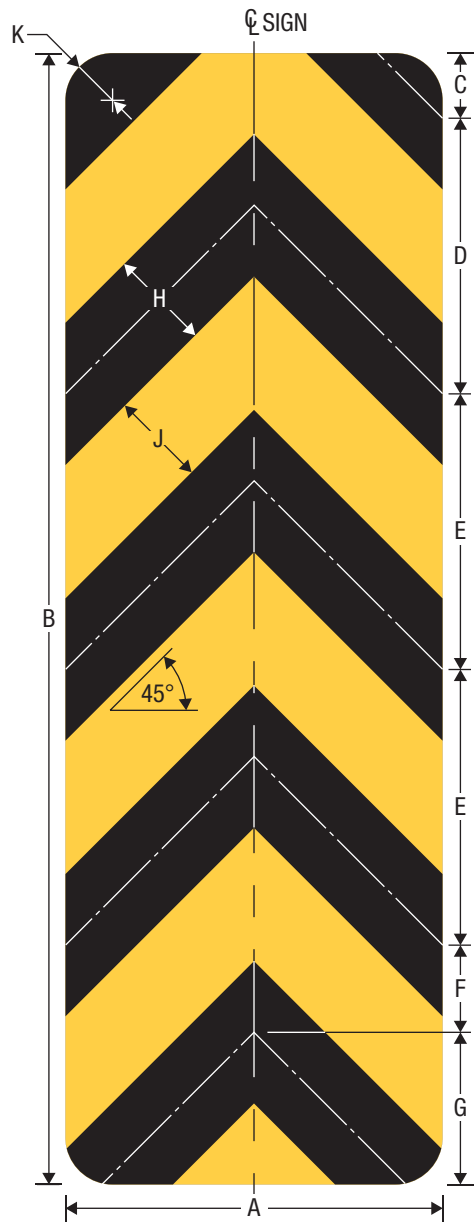
COLORS: BACKGROUND — YELLOW (RETROREFLECTIVE)
NO BORDER



OM3-R
OBJECT MARKER TYPE 3

A	B	C	D	E	F	G	H	J	K
6	18	3.803	4.386	4.385	1.040	1.033	1.601	1.5	1
12	36	7.607	8.771	8.771	2.080	2.065	3.202	3	1.5

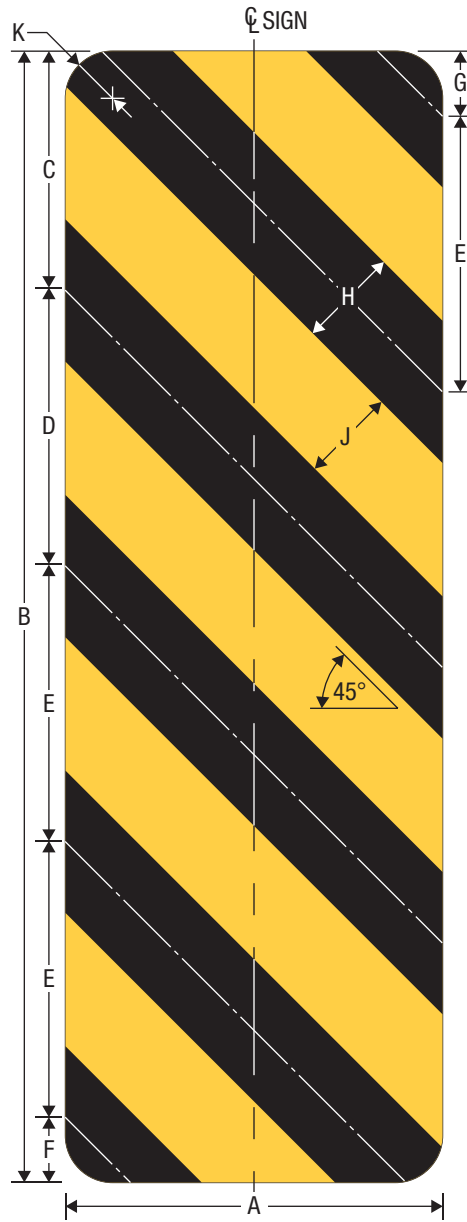
COLORS: STRIPES — BLACK
BACKGROUND — YELLOW (RETROREFLECTIVE)



OM3-C
OBJECT MARKER TYPE 3

A	B	C	D	E	F	G	H	J	K
6	18	1.033	4.386	4.385	1.385	2.426	1.601	1.5	1
12	36	2.065	8.771	8.771	2.771	4.851	3.202	3	1.5

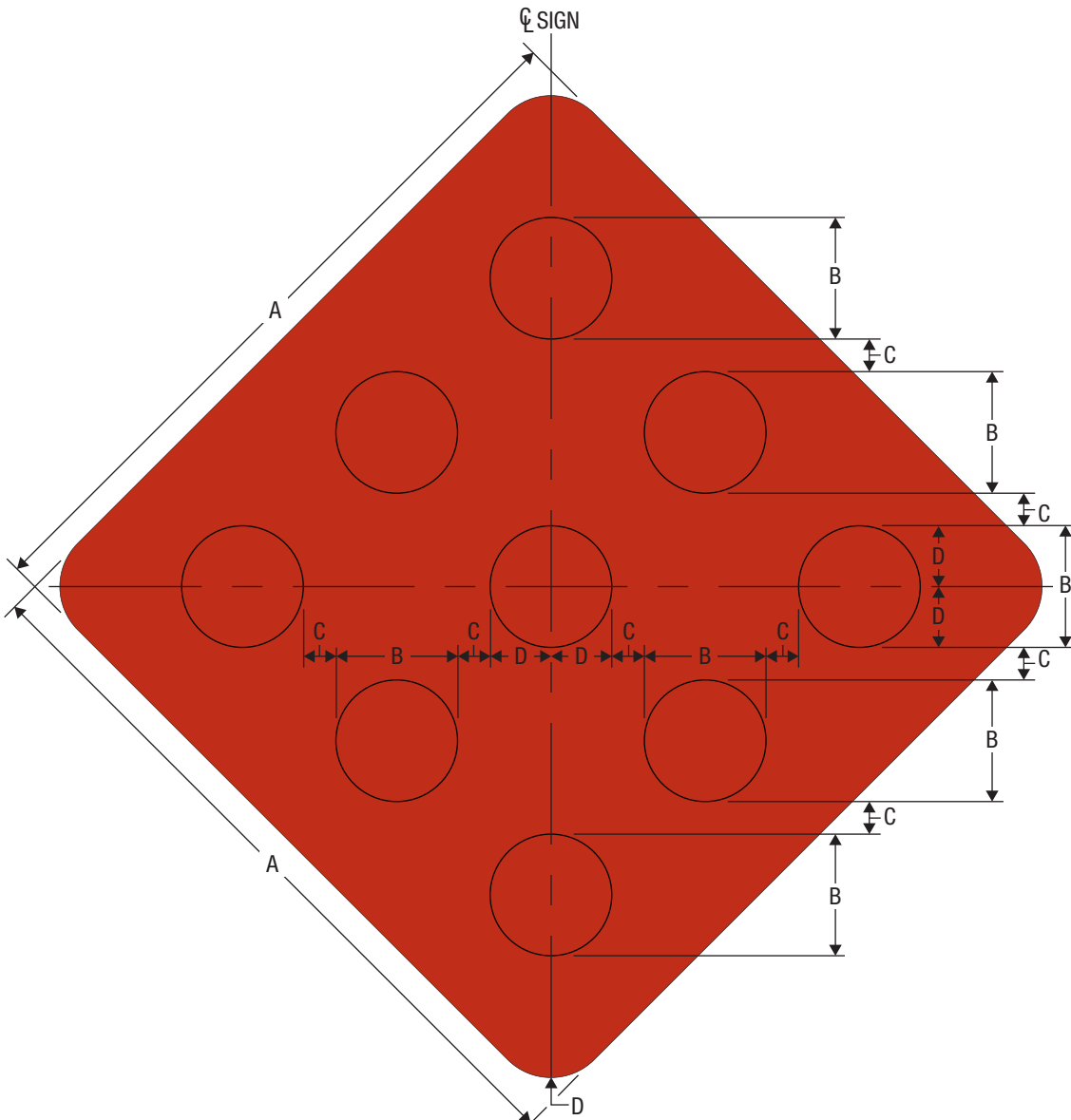
COLORS: STRIPES — BLACK
BACKGROUND — YELLOW (RETROREFLECTIVE)



OM3-L
OBJECT MARKER TYPE 3

A	B	C	D	E	F	G	H	J	K
6	18	3.803	4.386	4.385	1.040	1.033	1.601	1.5	1
12	36	7.607	8.771	8.771	2.080	2.065	3.202	3	1.5

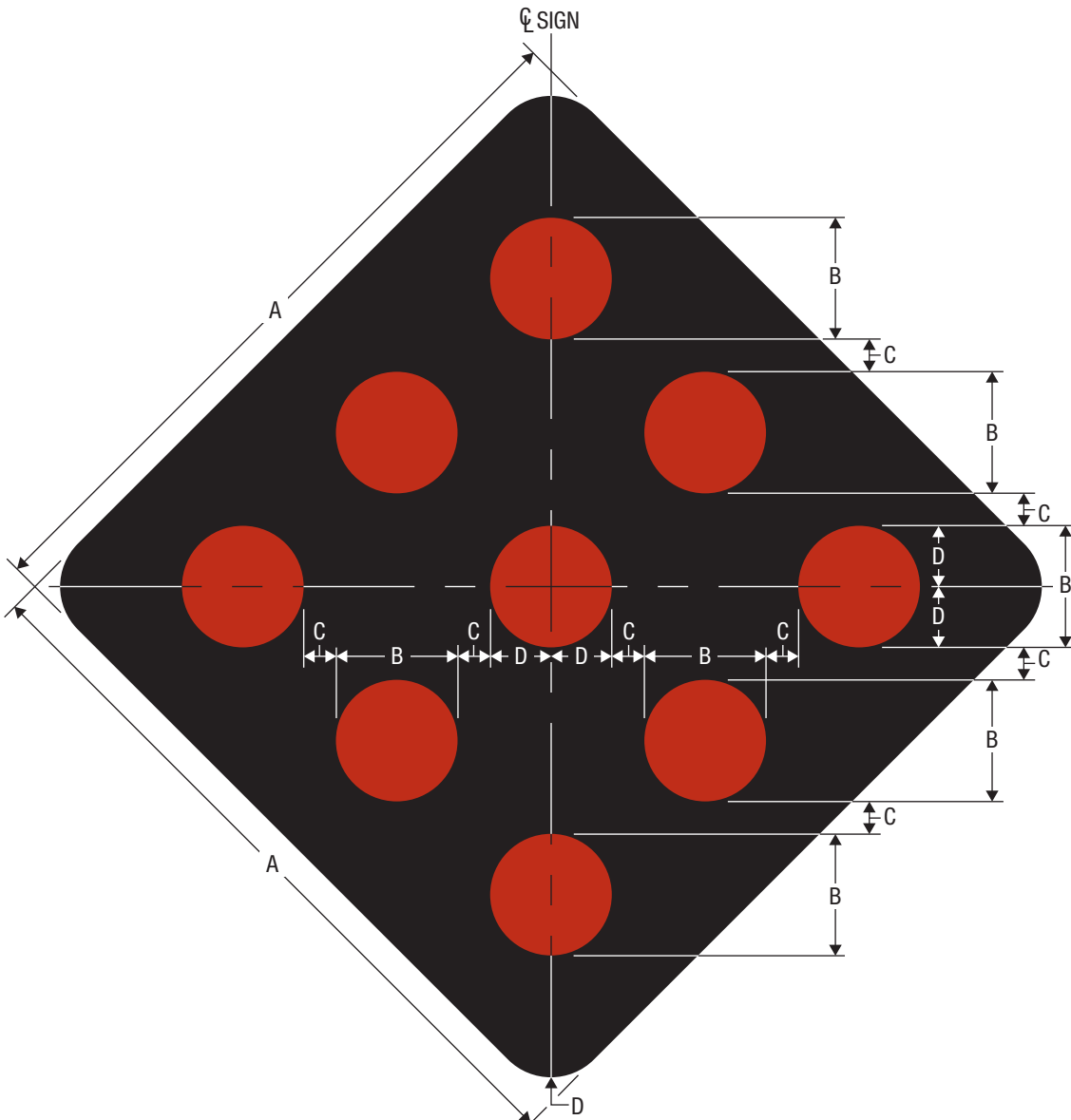
COLORS: STRIPES — BLACK
BACKGROUND — YELLOW (RETROREFLECTIVE)



OM4-1
OBJECT MARKER TYPE 4

A	B	C	D
18	3	0.800	1.5

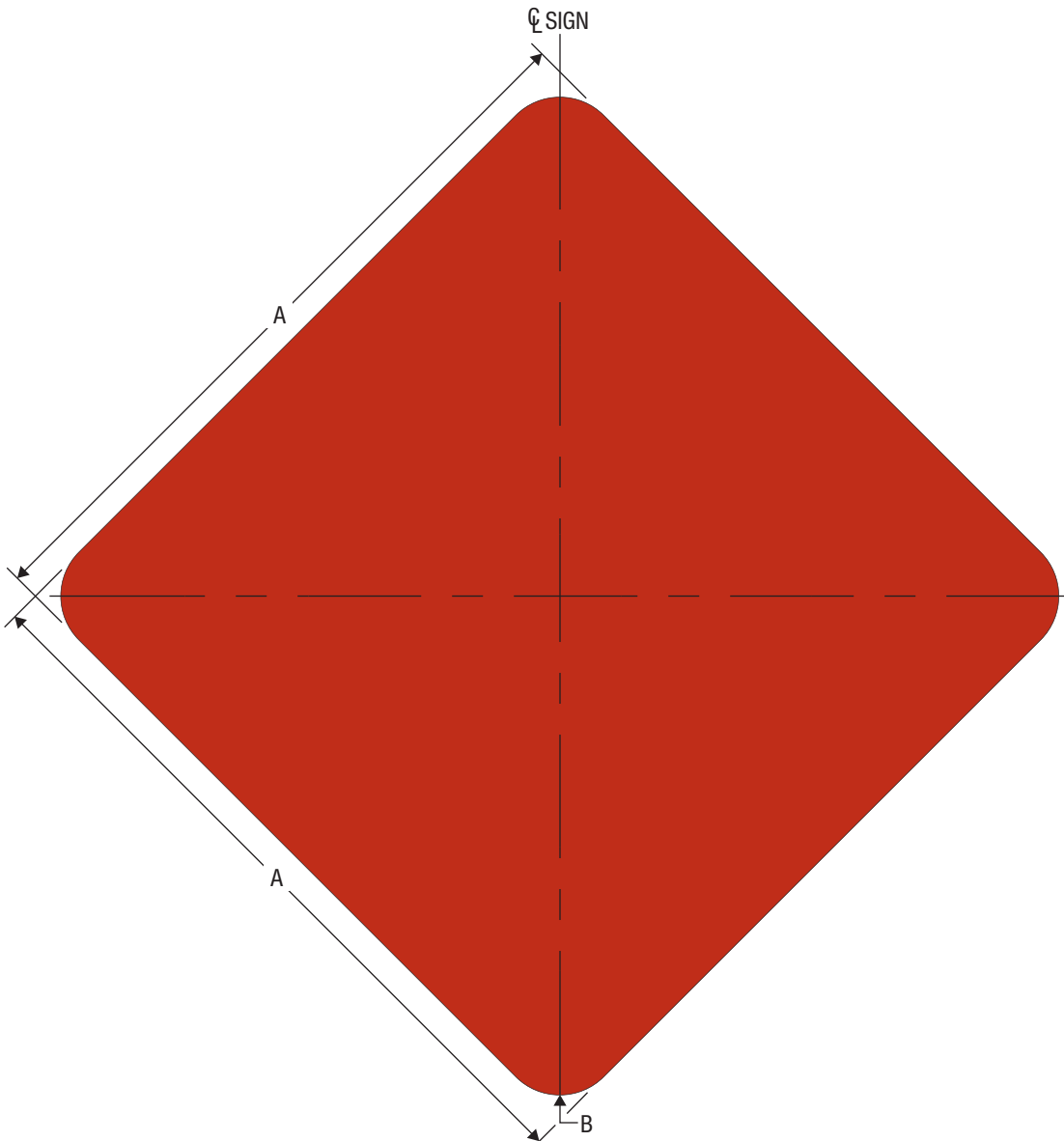
COLORS: REFLECTORS — RED (RETROREFLECTIVE)
 BACKGROUND — RED (RETROREFLECTIVE)
 NO BORDER



OM4-2
OBJECT MARKER TYPE 4

A	B	C	D
18	3	0.800	1.5

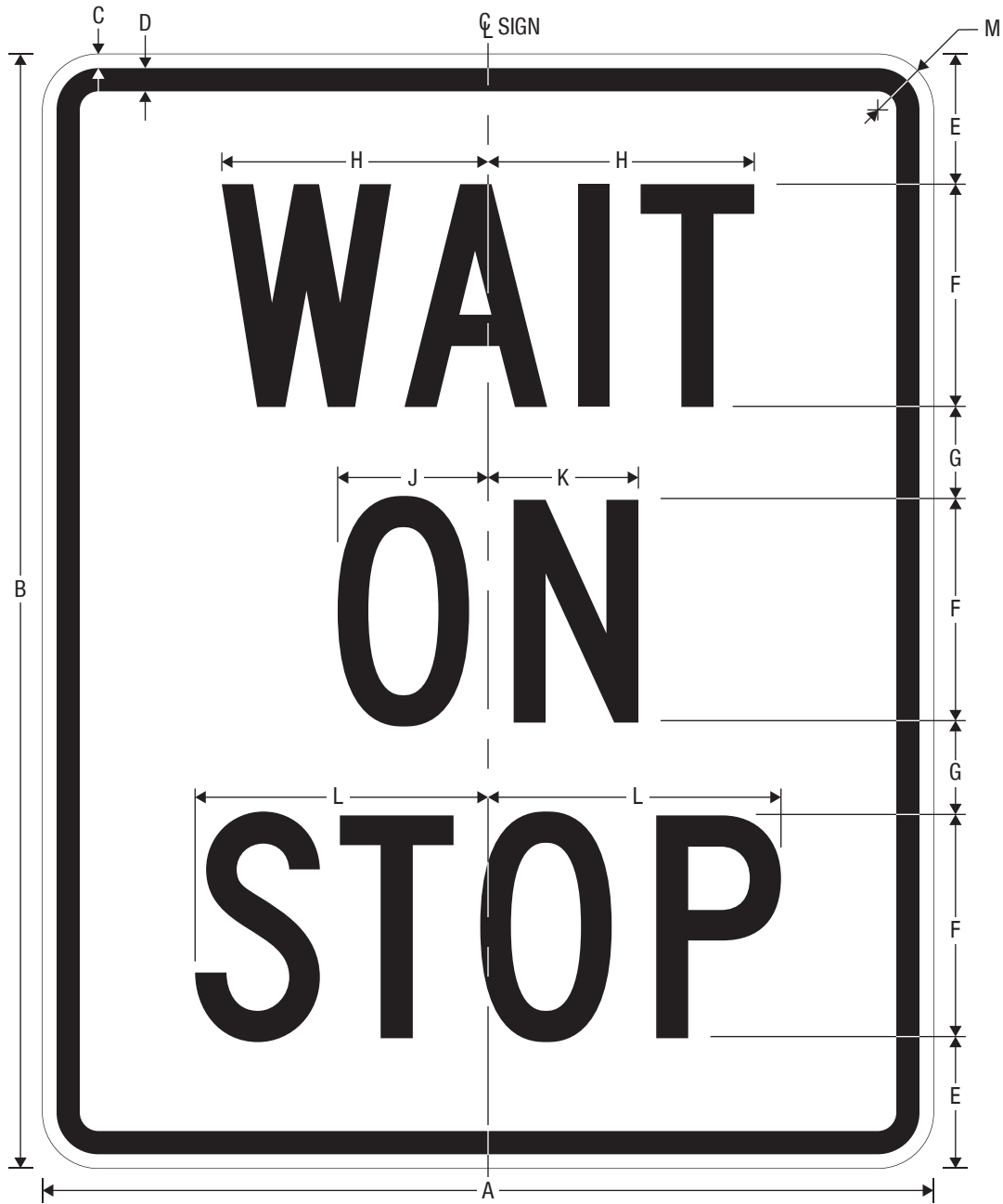
COLORS: REFLECTORS — RED (RETROREFLECTIVE)
BACKGROUND — BLACK
NO BORDER



OM4-3
OBJECT MARKER TYPE 4

A	B
18	1.5

COLORS: SIGN — RED (RETROREFLECTIVE)
NO BORDER



R1-7
WAIT ON STOP

A	B	C	D	E	F	G	H	J	K	L	M
24	30	0.375	0.625	3.5	6 C	2.5	7.173	4.052	4.051	7.893	1.5

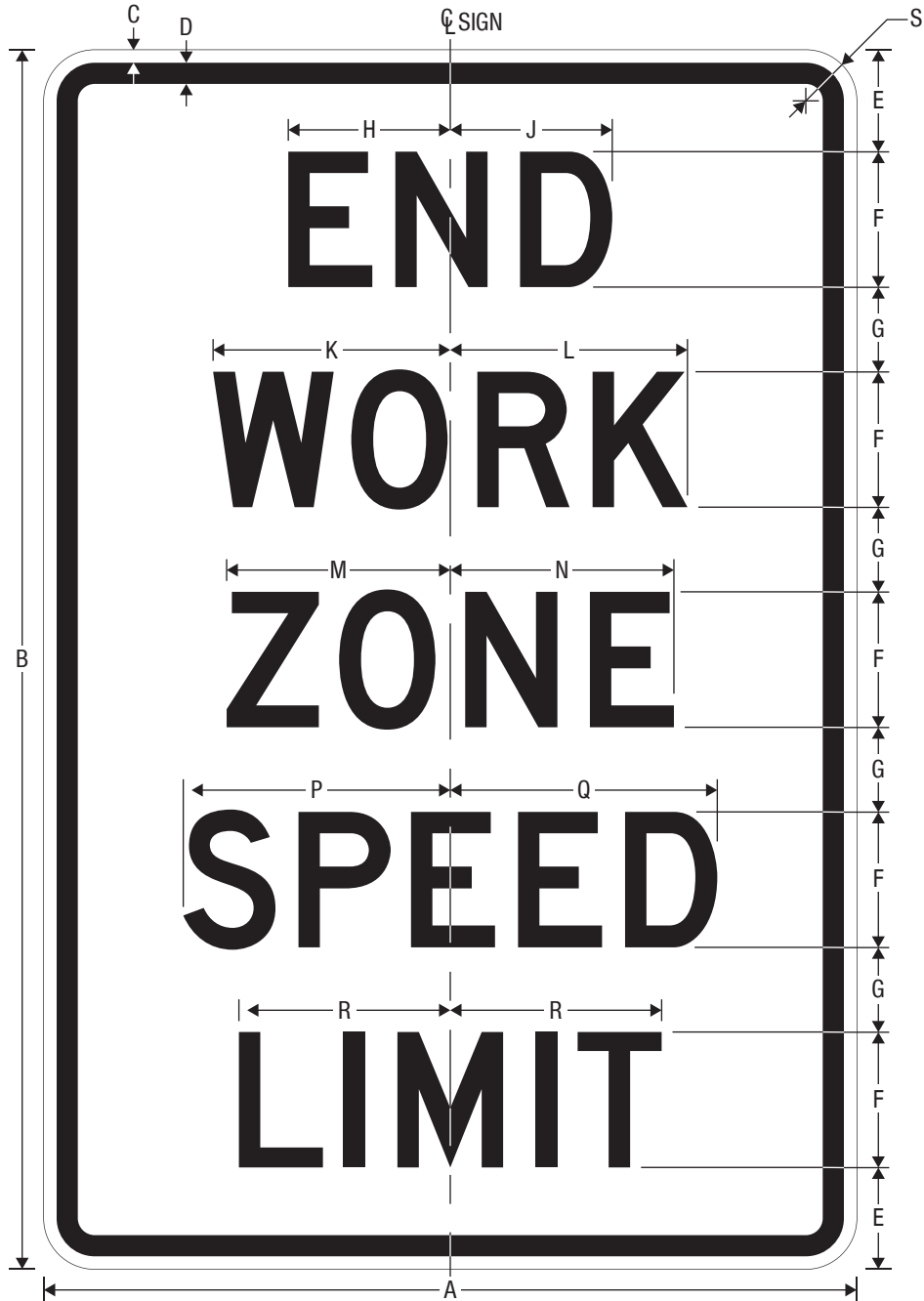
COLORS: LEGEND, BORDER — BLACK
BACKGROUND — WHITE (RETROREFLECTIVE)



R1-8
GO ON SLOW

A	B	C	D	E	F	G	H	J	K	L	M	N
24	30	0.375	0.625	3.5	6 C	2.5	3.992	3.991	4.052	4.051	8.494	1.5

COLORS: LEGEND, BORDER — BLACK
BACKGROUND — WHITE (RETROREFLECTIVE)

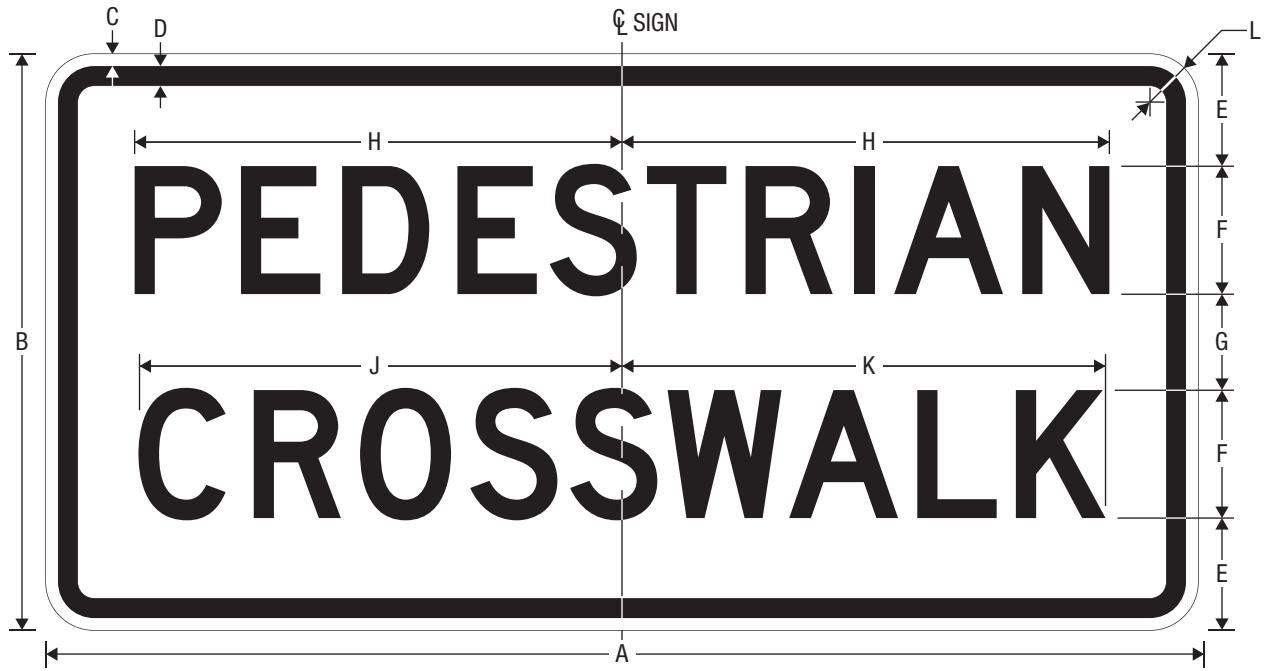


R2-12
END WORK ZONE SPEED LIMIT

A	B	C	D	E	F	G	H	J
24	36	0.375	0.625	3	4 D	2.5	4.784	4.783
36	54	0.625	0.875	4.5	6 D	3.75	7.176	7.175

K	L	M	N	P	Q	R	S
7.005	7.004	6.605	6.604	7.886	7.885	6.242	1.5
10.507	10.507	9.907	9.907	11.828	11.828	9.363	2.25

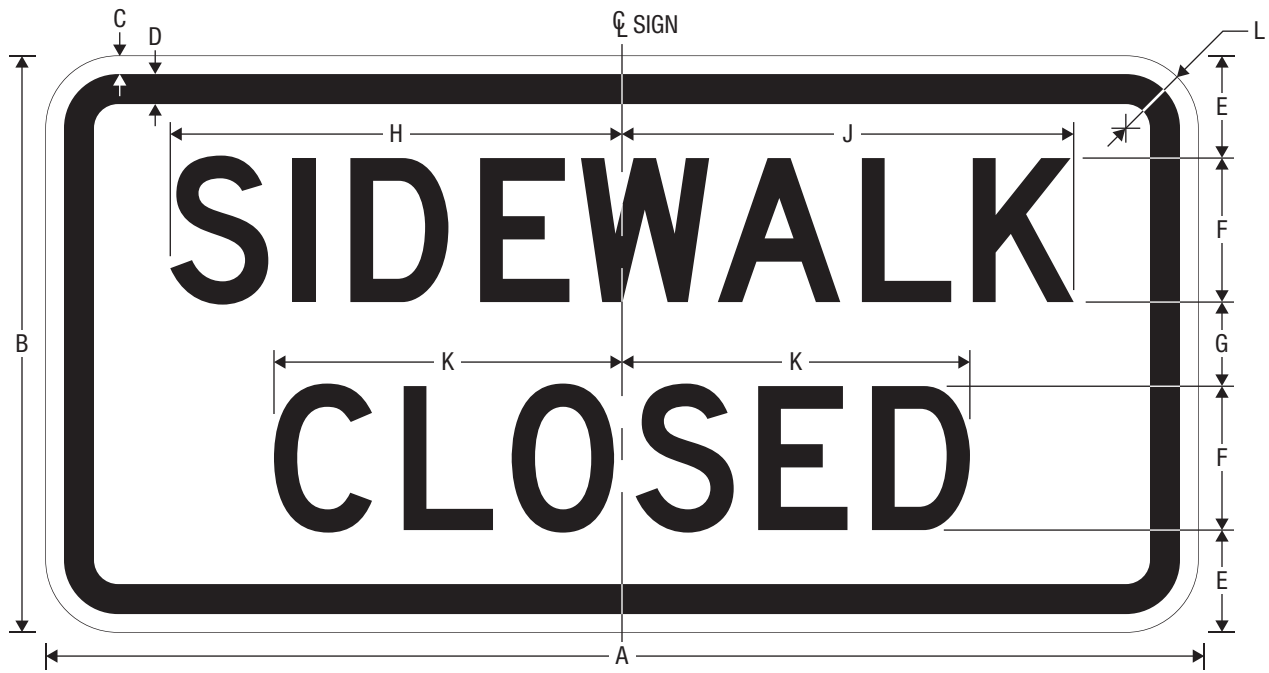
COLORS: LEGEND, BORDER – BLACK
BACKGROUND – WHITE (RETROREFLECTIVE)



R9-8
PEDESTRIAN CROSSWALK

A	B	C	D	E	F	G	H	J	K	L
36	18	0.375	0.625	3.5	4 D	3	15.230	15.111	15.110	1.5

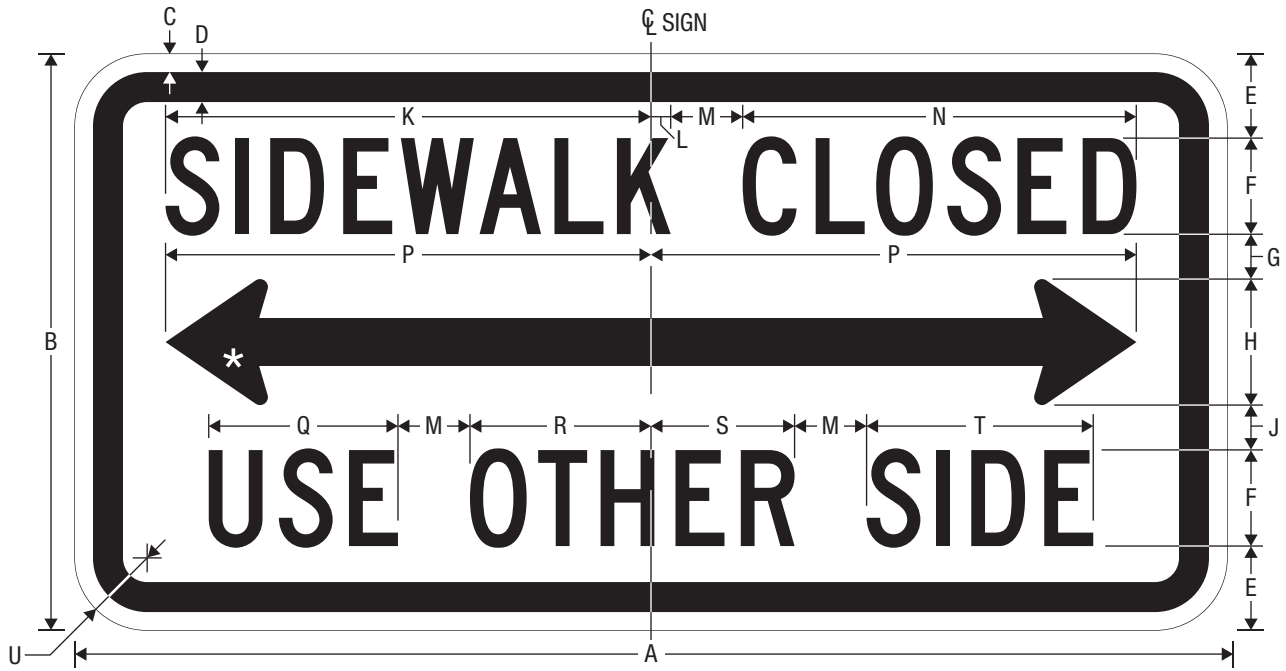
COLORS: LEGEND, BORDER — BLACK
BACKGROUND — WHITE (RETROREFLECTIVE)



R9-9
SIDEWALK CLOSED

A	B	C	D	E	F	G	H	J	K	L
24	12	0.375	0.625	2.125	3 D	1.75	9.411	9.410	7.250	1.5

COLORS: LEGEND, BORDER — BLACK
BACKGROUND — WHITE (RETROREFLECTIVE)



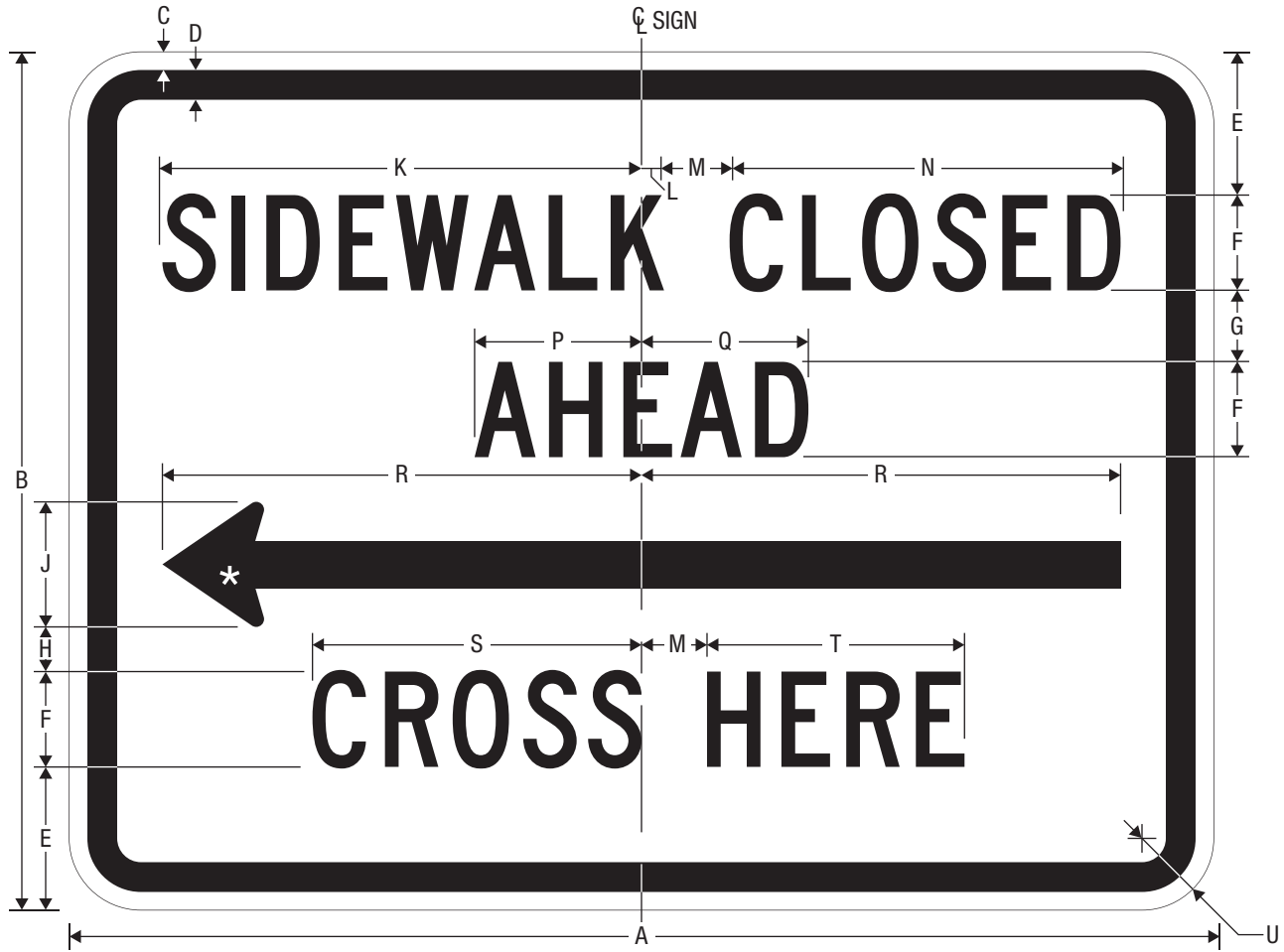
R9-10
SIDEWALK CLOSED, USE OTHER SIDE

* See page 7-3 for arrow design.

A	B	C	D	E	F	G	H	J	K
24	12	0.375	0.625	1.75	2 C	0.938	2.625	0.937	10.114

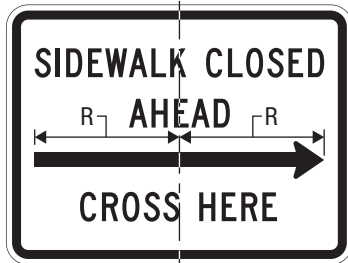
L	M	N	P	Q	R	S	T	U
0.410	1.5	8.203	10.114	3.942	3.772	2.991	4.722	1.5

COLORS: LEGEND, BORDER – BLACK
BACKGROUND – WHITE (RETROREFLECTIVE)



R9-11L

SIDEWALK CLOSED AHEAD, CROSS HERE



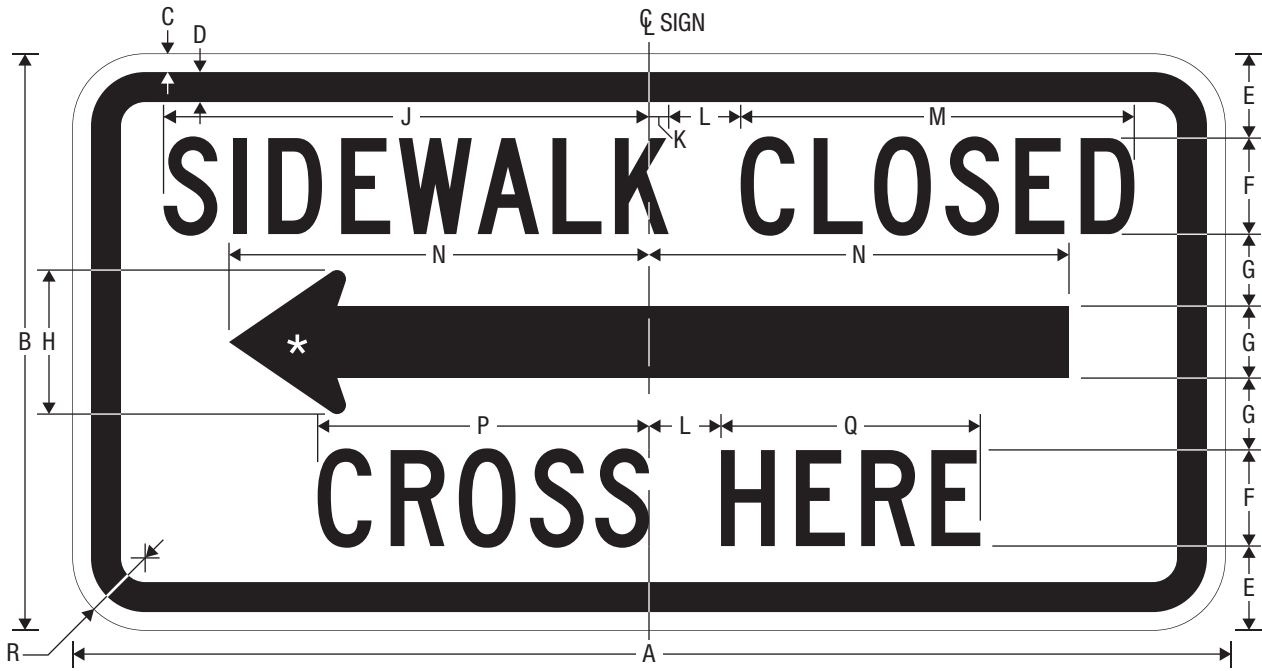
R9-11R

* See page 7-3 for arrow design.

A	B	C	D	E	F	G	H	J	K
24	18	0.375	0.625	3	2 C	1.5	0.937	2.625	10.051

L	M	N	P	Q	R	S	T	U
0.473	1.375	8.203	3.502	3.501	10.051	6.903	5.402	1.5

COLORS: LEGEND, BORDER — BLACK
BACKGROUND — WHITE (RETROREFLECTIVE)



R9-11aL
SIDEWALK CLOSED, CROSS HERE



R9-11aR

* See page 7-3 for arrow design.

A	B	C	D	E	F	G	H
24	12	0.375	0.625	1.75	2 C	1.5	3

J	K	L	M	N	P	Q	R
10.114	0.410	1.5	8.203	8.75	6.903	5.402	1.5

COLORS: LEGEND, BORDER — BLACK
BACKGROUND — WHITE (RETROREFLECTIVE)



R22-2

TURN OFF 2-WAY RADIO AND CELL PHONE

A	B	C	D	E	F	G	H	J	K	L	M	N
42	36	0.625	0.875	5	7 C	4	4 C	1.5	17.976	1.071	3.25	13.655

P	Q	R	S	T	U	V	W	X	Y	Z	AA
2.241	2	7.944	0.700	3	12.484	4.242	4.241	10.404	0.501	13.904	2.25

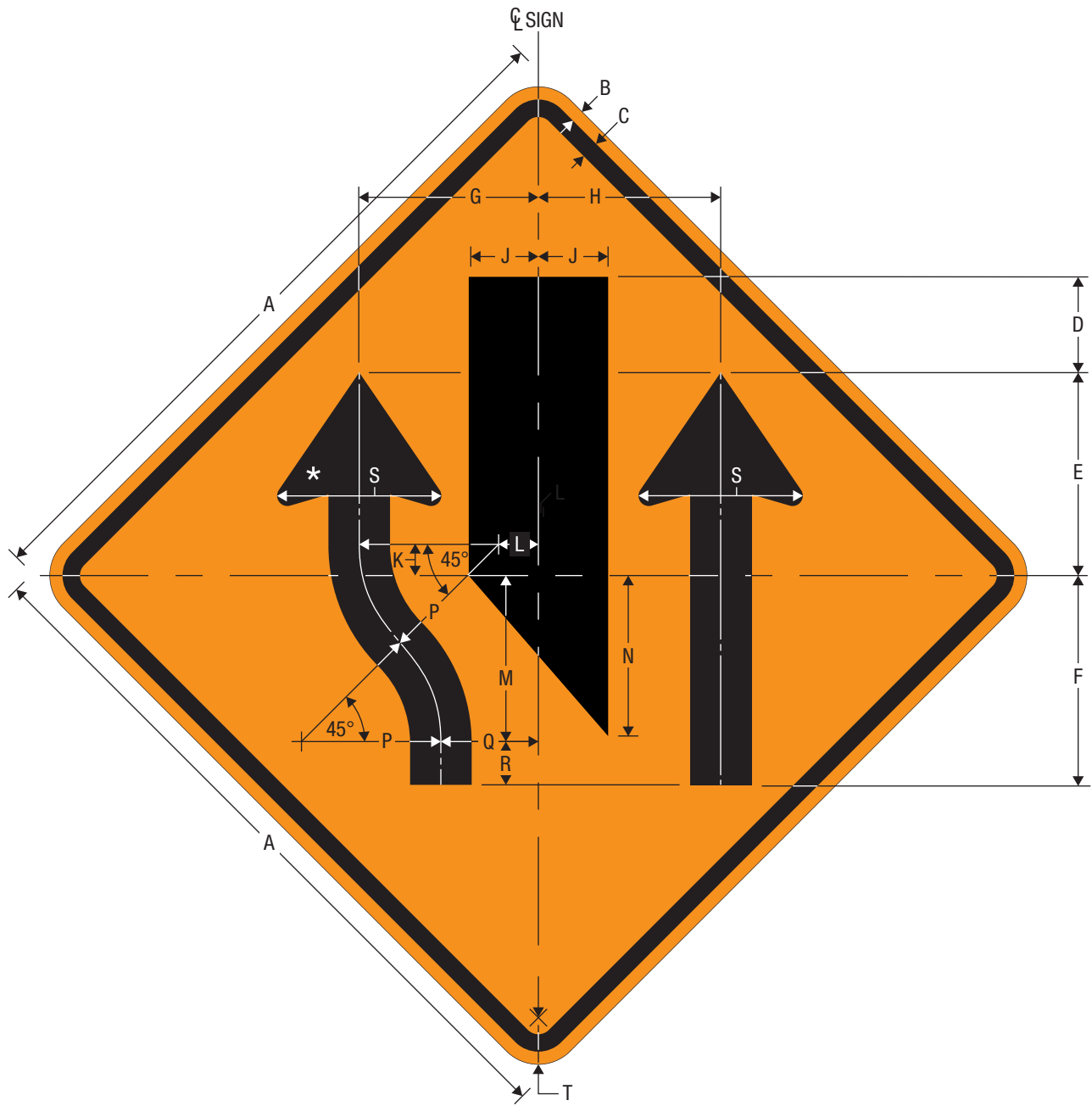
COLORS: LEGEND, BORDER – BLACK
BACKGROUND – WHITE (RETROREFLECTIVE)



W8-24
STEEL PLATE AHEAD

A	B	C	D	E	F	G	H	J	K	L	M	N	P
30	0.5	0.75	4 D	3	2.5	1.5	7.214	7.713	7.374	7.874	8.356	8.855	1.875
36	0.625	0.875	5 D	3.5	3.5	1.5	9	9.659	9.280	9.780	10.5	11.014	2.25
48	0.75	1.25	7 D	4.5	4.75	2.25	12.561	13.561	12.842	13.842	14.560	15.559	3

COLORS: LEGEND, BORDER — BLACK
BACKGROUND — ORANGE (RETROREFLECTIVE)



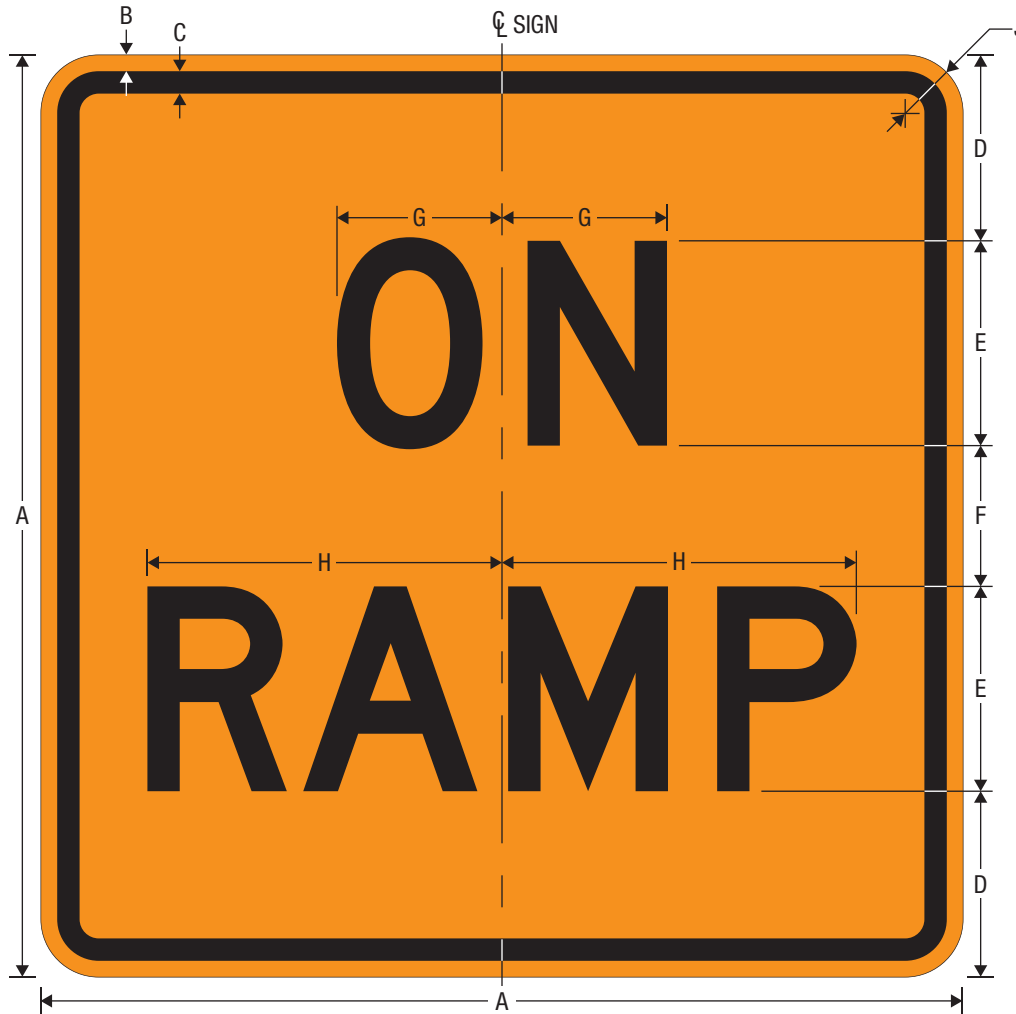
W9-3
INTERIOR LANE SHIFT AHEAD

* See page 7-3 for arrow design.

A	B	C	D	E	F	G	H	J
30	0.5	0.75	4	8.5	8.75	7.5	7.625	2.917
36	0.625	0.875	4.8	10.2	10.5	9	9.15	3.5
48	0.75	1.25	6.4	13.6	14	12	12.2	4.667

K	L	M	N	P	Q	R	S	T
1.25	1.666	7	6.710	5.833	4.083	1.75	6.875	1.875
1.5	2	8.399	8.053	7	4.899	2.101	8.25	2.25
2	2.666	11.199	10.737	9.333	6.533	2.801	11	3

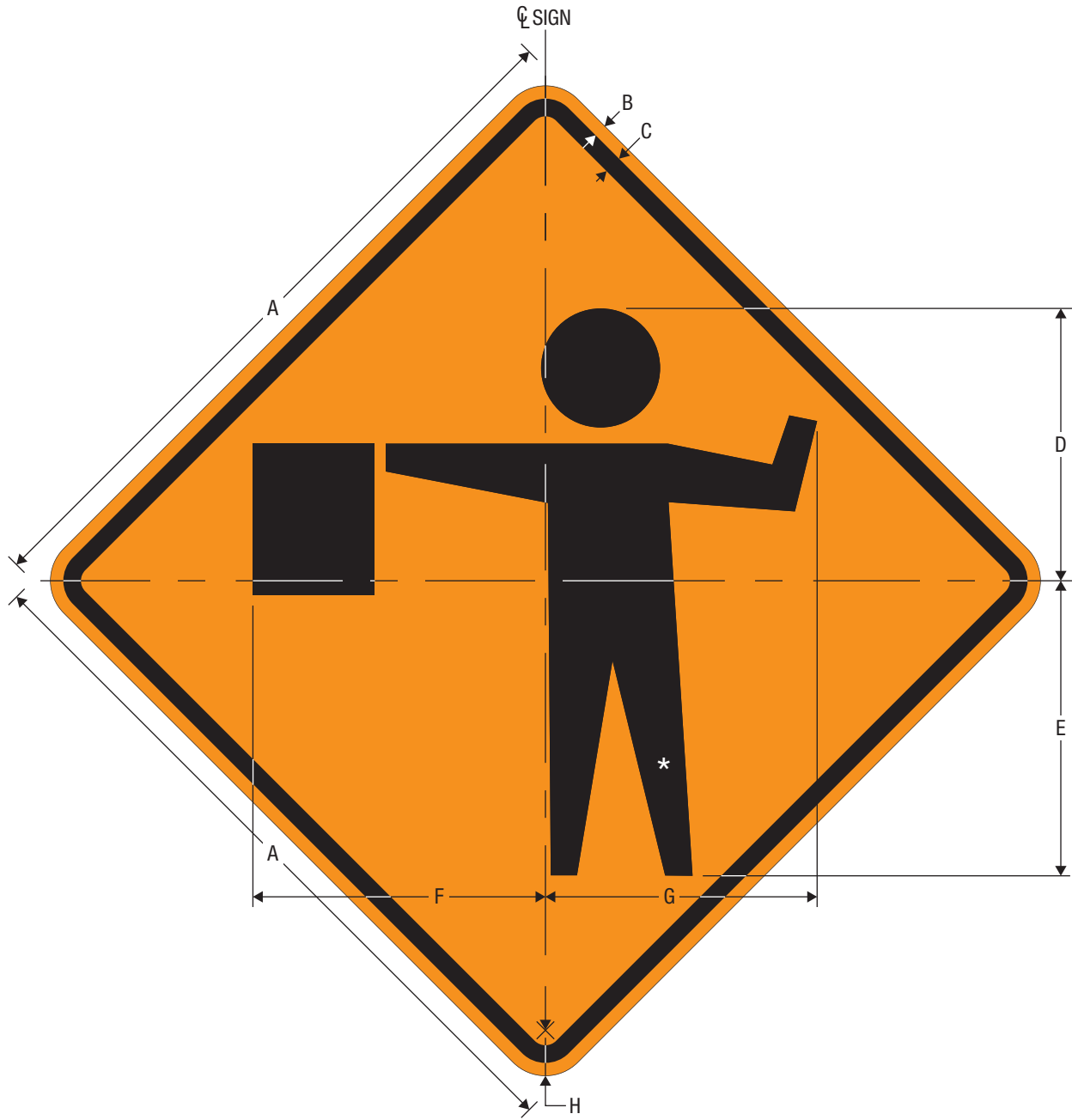
COLORS: LEGEND, BORDER — BLACK
BACKGROUND — ORANGE (RETROREFLECTIVE)



W13-4P
ON RAMP (PLAQUE)

A	B	C	D	E	F	G	H	J
36	0.625	0.875	7.25	8 D	5.5	6.445	13.850	2.25

COLORS: LEGEND, BORDER — BLACK
BACKGROUND — ORANGE (RETROREFLECTIVE)

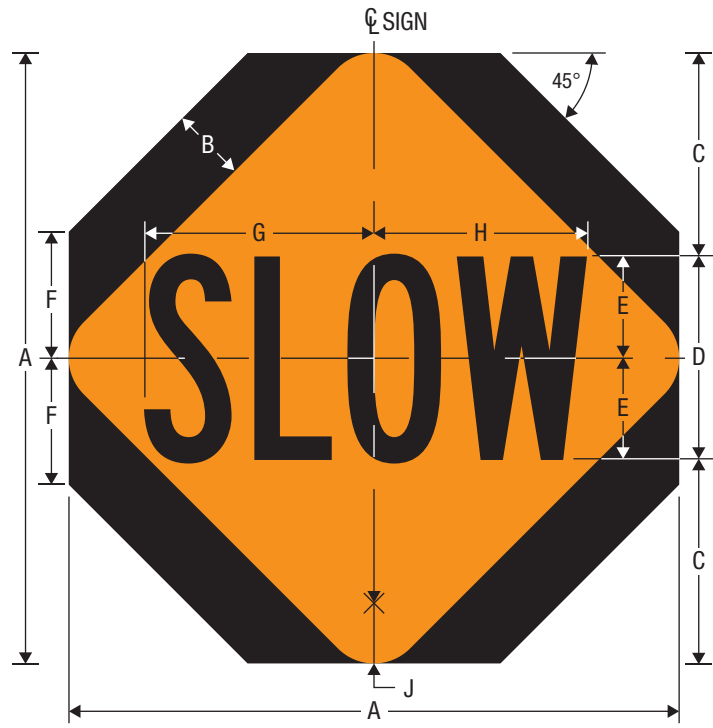


W20-7
FLAGGER

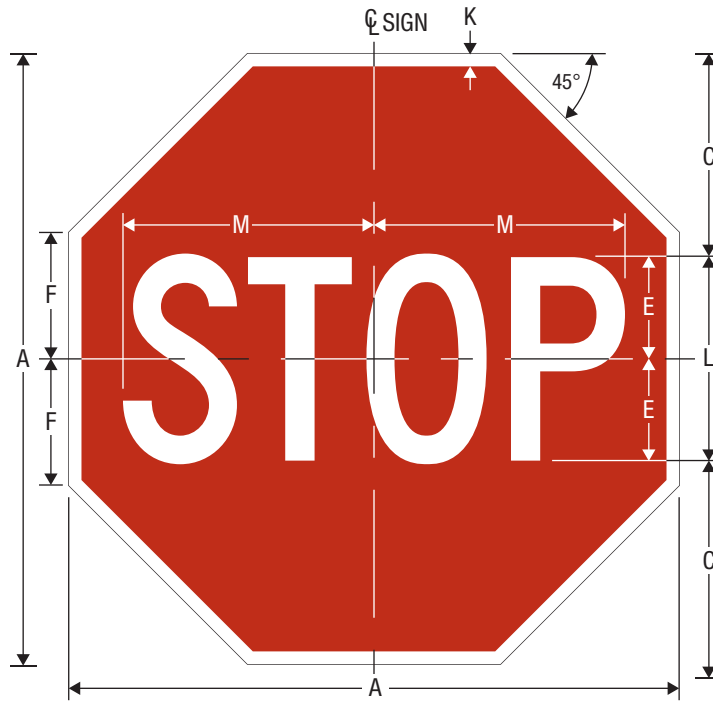
* See page 8-49 for symbol design.

A	B	C	D	E	F	G	H
30	0.5	0.75	11.25	12.125	12	11.243	1.875
36	0.625	0.875	13.5	14.625	14.5	13.467	2.25
48	0.75	1.25	18	19.5	19.25	18.038	3

COLORS: LEGEND, BORDER — BLACK
BACKGROUND — ORANGE (RETROREFLECTIVE)



W20-8
SLOW (ON STOP/SLOW PADDLE)



R1-1
STOP (ON STOP/SLOW PADDLE)

* Reduce Spacing 30%.
** Reduce Spacing 40%.

A	B	C	D	E	F	G	H	J	K	L	M
18	2.197	6	6 B*	3	3.728	6.781	6.281	1.5	0.375	6 C**	7.401

SLOW
COLORS: LEGEND — BLACK
BACKGROUND — ORANGE (RETROREFLECTIVE)
AREA OUTSIDE DIAMOND — BLACK

STOP
COLORS: LEGEND, BORDER — WHITE (RETROREFLECTIVE)
BACKGROUND — RED (RETROREFLECTIVE)



W21-1
WORKERS

* See page 8-72 for symbol design.

A	B	C	D	E	F	G	H
30	0.5	0.75	14	10	8.875	12.229	1.875
36	0.625	0.875	16.875	12	10.75	14.641	2.25
48	0.75	1.25	22.375	16	14.25	19.495	3

COLORS: LEGEND, BORDER — BLACK
BACKGROUND — ORANGE (RETROREFLECTIVE)



W21-1a
WORKERS

A	B	C	D	E	F	G
30	0.5	0.75	5 D	2.5	14.810	1.875
36	0.625	0.875	6 D	3	17.772	2.25
48	0.75	1.25	8 D	4	23.696	3

COLORS: LEGEND, BORDER — BLACK
BACKGROUND — ORANGE (RETROREFLECTIVE)



W21-2
FRESH OIL

A	B	C	D	E	F	G	H	J	K
30	0.5	0.75	6 D	4	11.619	11.618	5.853	5.852	1.875
36	0.625	0.875	7 D	5	13.555	13.554	6.828	6.827	2.25
48	0.75	1.25	8 D	6	15.491	15.491	7.803	7.803	3

COLORS: LEGEND, BORDER — BLACK
BACKGROUND — ORANGE (RETROREFLECTIVE)



W21-2
FRESH TAR

A	B	C	D	E	F	G	H	J	K
30	0.5	0.75	6 D	4	11.619	11.618	7.085	7.084	1.875
36	0.625	0.875	7 D	5	13.555	13.554	8.266	8.265	2.25
48	0.75	1.25	8 D	6	15.491	15.491	9.446	9.446	3

COLORS: LEGEND, BORDER — BLACK
BACKGROUND — ORANGE (RETROREFLECTIVE)

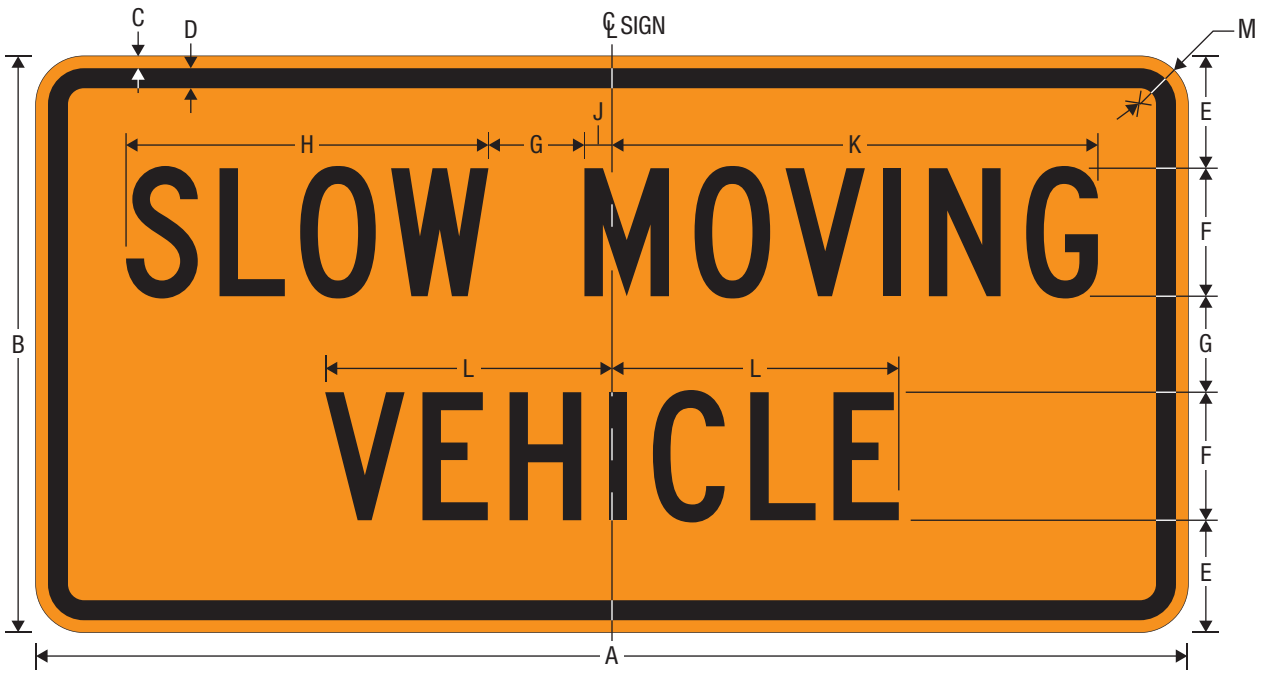


W21-3
ROAD MACHINERY AHEAD

* Reduce Spacing 40%.

A	B	C	D	E	F	G	H	J	K	L	M	N	P
30	0.5	0.75	4 D	3.5	4 D*	2	6.705	6.705	13.754	13.753	8.606	8.605	1.875
36	0.625	0.875	5 D	4	5 D*	2.5	8.382	8.381	17.192	17.192	10.757	10.757	2.25
48	0.75	1.25	7 D	3.5	7 D*	3.5	11.734	11.734	24.069	24.068	15.060	15.059	3

COLORS: LEGEND, BORDER — BLACK
BACKGROUND — ORANGE (RETROREFLECTIVE)



W21-4
SLOW MOVING VEHICLE

A	B	C	D	E	F	G	H	J	K	L	M
36	18	0.375	0.625	3.5	4 C	3	11.325	0.861	15.185	8.963	1.5

COLORS: LEGEND, BORDER — BLACK
BACKGROUND — ORANGE (RETROREFLECTIVE)

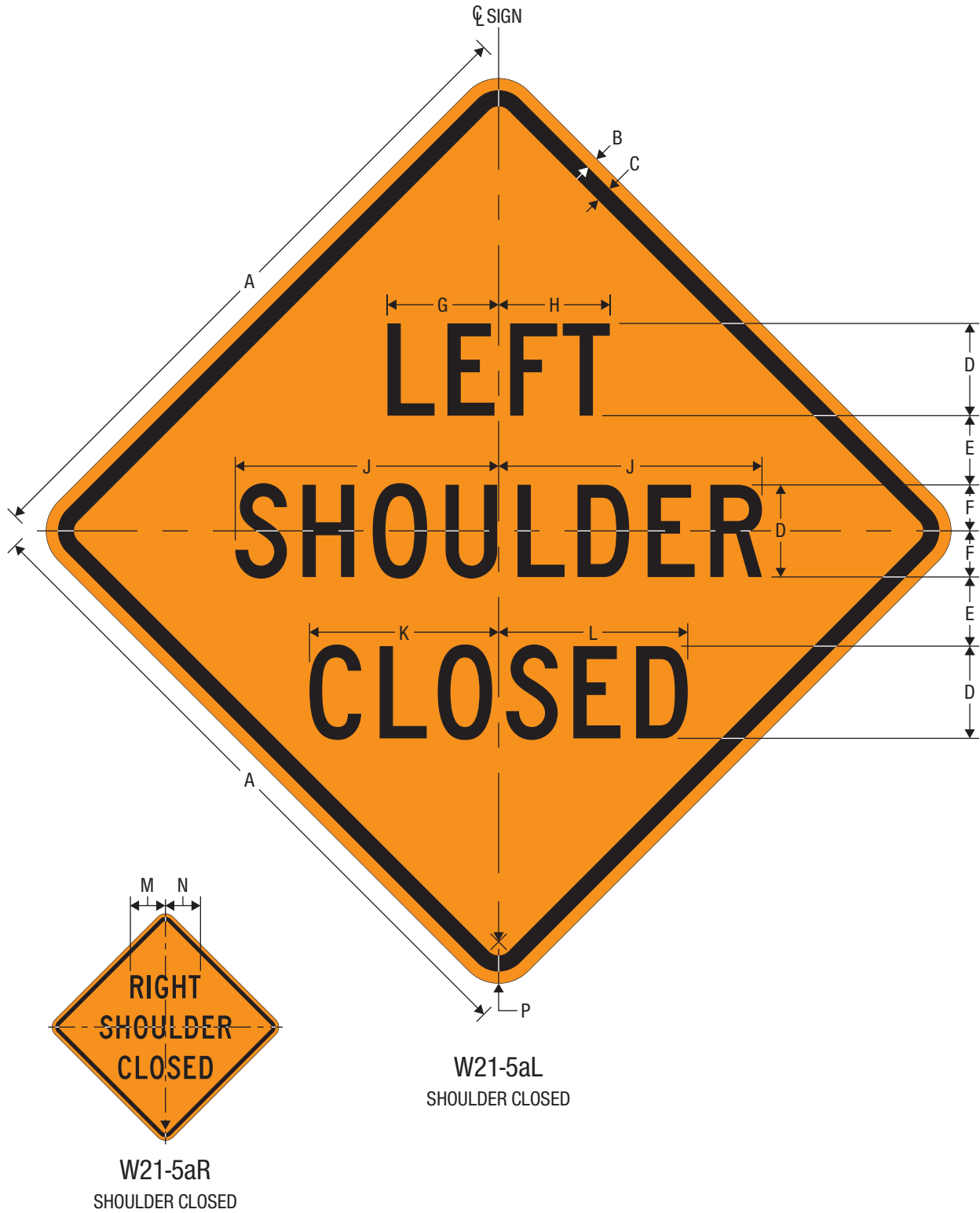


W21-5
SHOULDER WORK

* Reduce Spacing 25%.

A	B	C	D	E	F	G	H	J	K	L
30	0.5	0.75	5 C*	3	5 C	13.468	13.467	7.403	7.403	1.875
36	0.625	0.875	6 C*	3.5	6 C	16.161	16.161	8.884	8.884	2.25
48	0.75	1.25	7 C*	5	7 C	18.855	18.854	10.365	10.364	3

COLORS: LEGEND, BORDER — BLACK
BACKGROUND — ORANGE (RETROREFLECTIVE)



A	B	C	D	E	F	G	H	J	K	L	M	N	P
30	0.5	0.75	4 C	2.75	2	4.822	4.822	11.424	8.203	8.203	6.082	6.082	1.875
36	0.625	0.875	5 C	3.75	2.5	6.028	6.027	14.280	10.254	10.254	7.603	7.602	2.25
48	0.75	1.25	7 C	4.75	3.5	8.439	8.438	19.992	14.356	14.355	10.644	10.643	3

COLORS: LEGEND, BORDER — BLACK
BACKGROUND — ORANGE (RETROREFLECTIVE)



W21-6
SURVEY CREW

A	B	C	D	E	F	G	H	J	K
30	0.5	0.75	5 D	3	12.509	12.509	8.356	8.355	1.875
36	0.625	0.875	6 D	3.5	15.011	15.010	10.027	10.027	2.25
48	0.75	1.25	8 D	4.75	20.014	20.014	13.369	13.369	3

COLORS: LEGEND, BORDER — BLACK
BACKGROUND — ORANGE (RETROREFLECTIVE)



W21-8
MOWING AHEAD

A	B	C	D	E	F	G	H	J	K	L
30	0.5	0.75	5 D	0.875	2.875	11.908	12.407	10.507	11.007	1.875
36	0.625	0.875	6 D	1.25	3.25	14.339	14.839	12.658	13.159	2.25
48	0.75	1.25	8 D	1.5	4.5	18.952	19.952	16.711	17.711	3

COLORS: LEGEND, BORDER — BLACK
BACKGROUND — ORANGE (RETROREFLECTIVE)



W22-1
BLASTING ZONE AHEAD

A	B	C	D	E	F	G	H	J	K	L	M	N	P
30	0.5	0.75	4 C	2.5	0.75	3.25	9.774	10.273	5.582	5.582	6.753	7.252	1.875
36	0.625	0.875	5 C	3	1	4	12.280	12.779	6.978	6.977	8.253	9.253	2.25
48	0.75	1.25	7 C	4	1.25	5.75	17.041	18.041	9.769	9.768	11.755	12.754	3

COLORS: LEGEND, BORDER — BLACK
BACKGROUND — ORANGE (RETROREFLECTIVE)

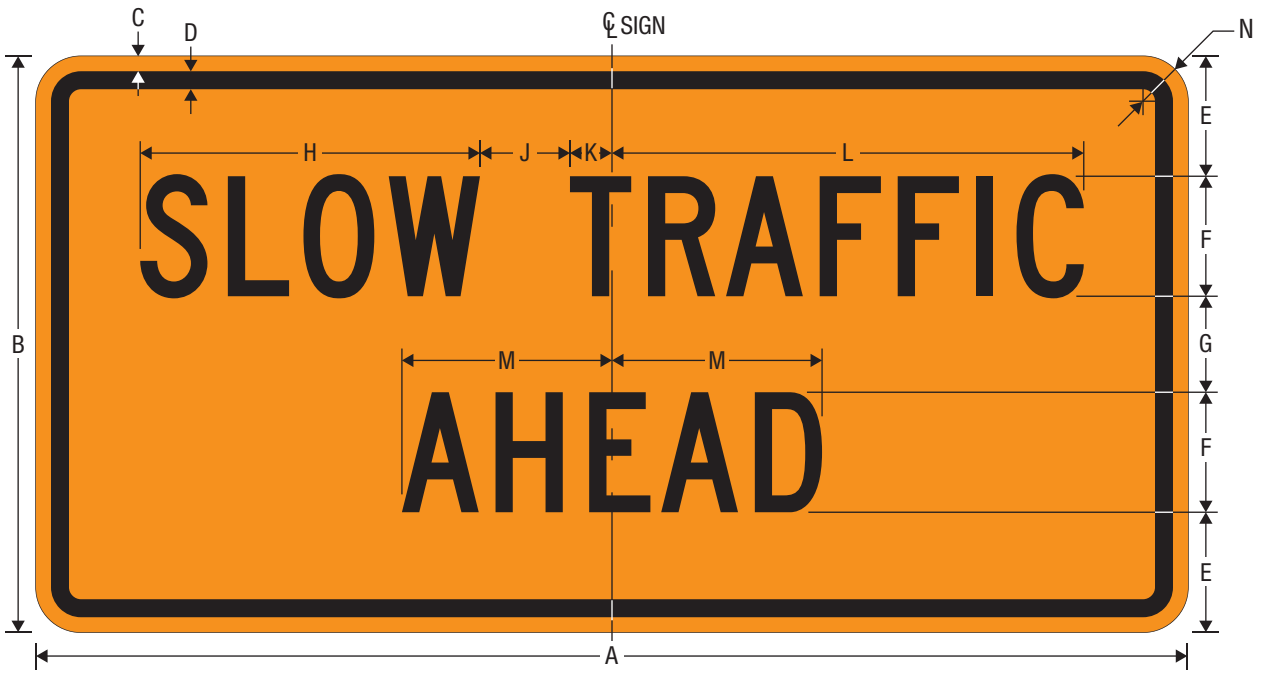


W22-3
END BLASTING ZONE

A	B	C	D	E	F	G
36	30	0.5	0.75	3.25	6 C	2.75
42	36	0.625	0.875	4.25	7 C	3.25

H	J	K	L	M	N	P
6.063	6.062	15.036	15.035	8.373	8.373	1.875
7.073	7.072	17.541	17.541	9.769	9.768	2.25

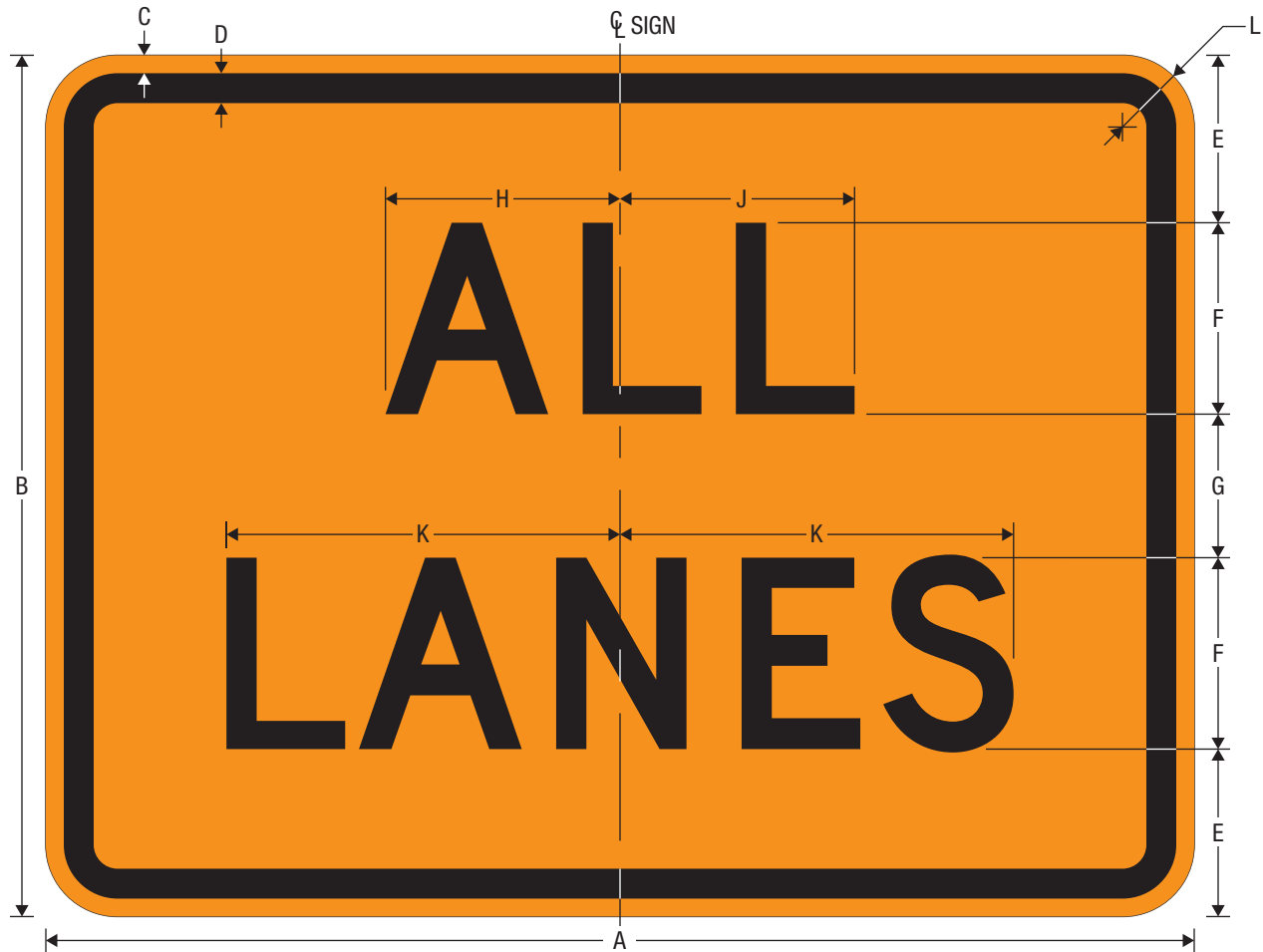
COLORS: LEGEND, BORDER — BLACK
BACKGROUND — ORANGE (RETROREFLECTIVE)



W23-1
SLOW TRAFFIC AHEAD

A	B	C	D	E	F	G	H	J	K	L	M	N
48	24	0.625	0.75	5	5 C	4	14.156	3.75	1.751	19.657	8.753	1.875

COLORS: LEGEND, BORDER — BLACK
BACKGROUND — ORANGE (RETROREFLECTIVE)



W24-1cP
ALL LANES (PLAQUE)

* Increase Spacing 20%.

** Increase Spacing 50%.

A	B	C	D	E	F	G	H	J	K	L
24	18	0.375	0.625	3.5	4 D*	3	4.902	4.902	8.225	1.5
30	24	0.375	0.625	4.125	6 C**	3.75	6.243	6.242	10.774	1.5

COLORS: LEGEND, BORDER – BLACK
BACKGROUND – ORANGE (RETROREFLECTIVE)



E5-2
EXIT OPEN

A	B	C	D	E	F	G	H	J	K
48	36	0.625	0.875	7	8 E	6	12.242	15.246	2.25

COLORS: LEGEND, BORDER — BLACK
BACKGROUND — ORANGE (RETROREFLECTIVE)



E5-2a
EXIT CLOSED

A	B	C	D	E	F	G	H	J	K	L
48	36	0.625	0.875	7	8 E	6	8 D	12.242	19.333	2.25

COLORS: LEGEND, BORDER — BLACK
BACKGROUND — ORANGE (RETROREFLECTIVE)



E5-3
EXIT ONLY

A	B	C	D	E	F	G	H	J	K
48	36	0.625	0.875	7	8 E	6	12.242	15.967	2.25

COLORS: LEGEND, BORDER — BLACK
BACKGROUND — ORANGE (RETROREFLECTIVE)

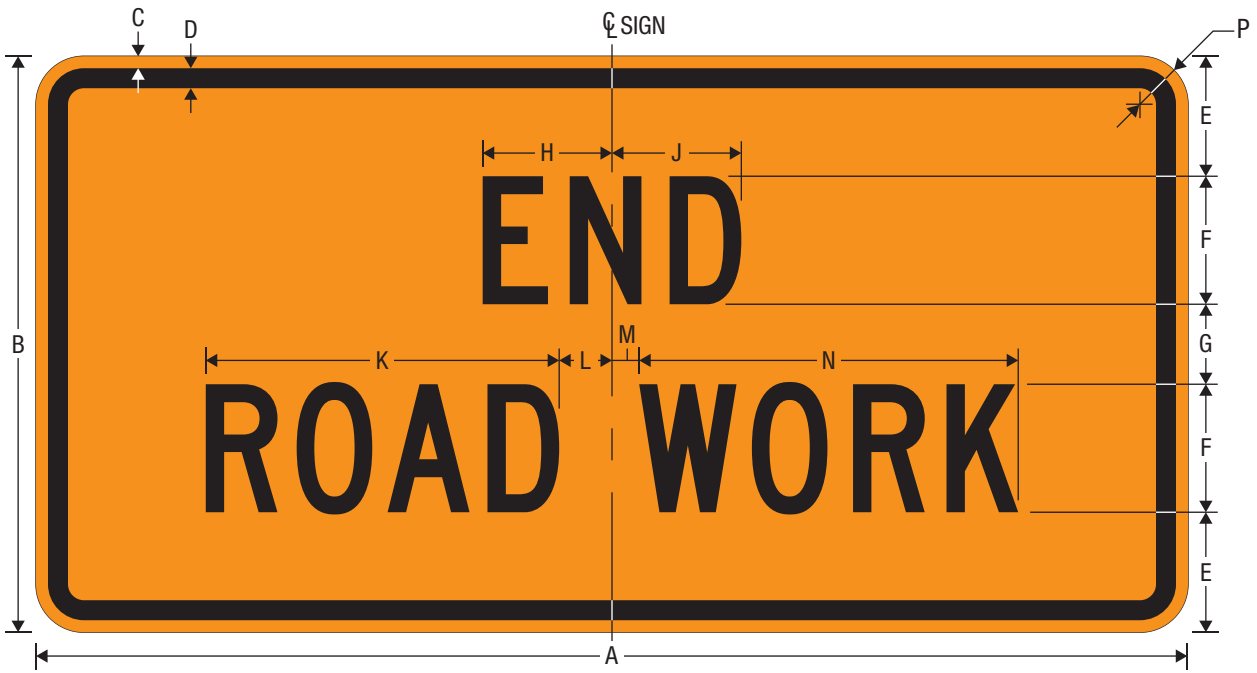


G20-1
ROAD WORK NEXT XX MILES

A	B	C	D	E	F	G	H
36	18	0.375	0.625	3.75	4 C	2.5	11.044
48	24	0.625	0.75	5	5 C	4	13.805

J	K	L	M	N	P	Q	R
1.651	0.849	11.845	10.164	2.5	VAR	12.325	1.5
2.501	1.499	14.806	12.705	4	VAR	15.406	1.875

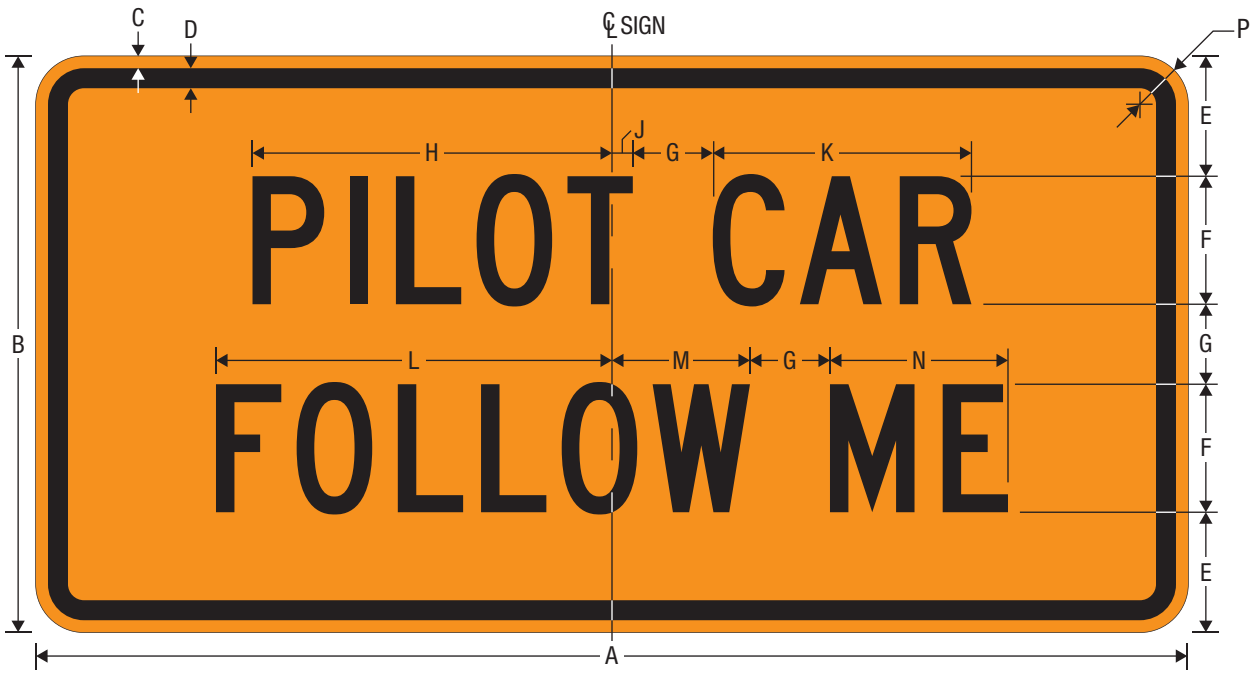
COLORS: LEGEND, BORDER — BLACK
BACKGROUND — ORANGE (RETROREFLECTIVE)



G20-2
END ROAD WORK

A	B	C	D	E	F	G	H	J	K	L	M	N	P
36	18	0.375	0.625	3.75	4 C	2.5	4.042	4.041	11.044	1.651	0.849	11.845	1.5
48	24	0.625	0.75	5	5 C	4	5.052	5.052	13.805	2.501	1.499	14.806	1.875

COLORS: LEGEND, BORDER — BLACK
BACKGROUND — ORANGE (RETROREFLECTIVE)



G20-4
PILOT CAR FOLLOW ME

A	B	C	D	E	F	G	H	J	K	L	M	N	P
36	18	0.375	0.625	3.75	4 C	2.5	11.234	0.650	8.083	12.375	4.312	5.563	1.5

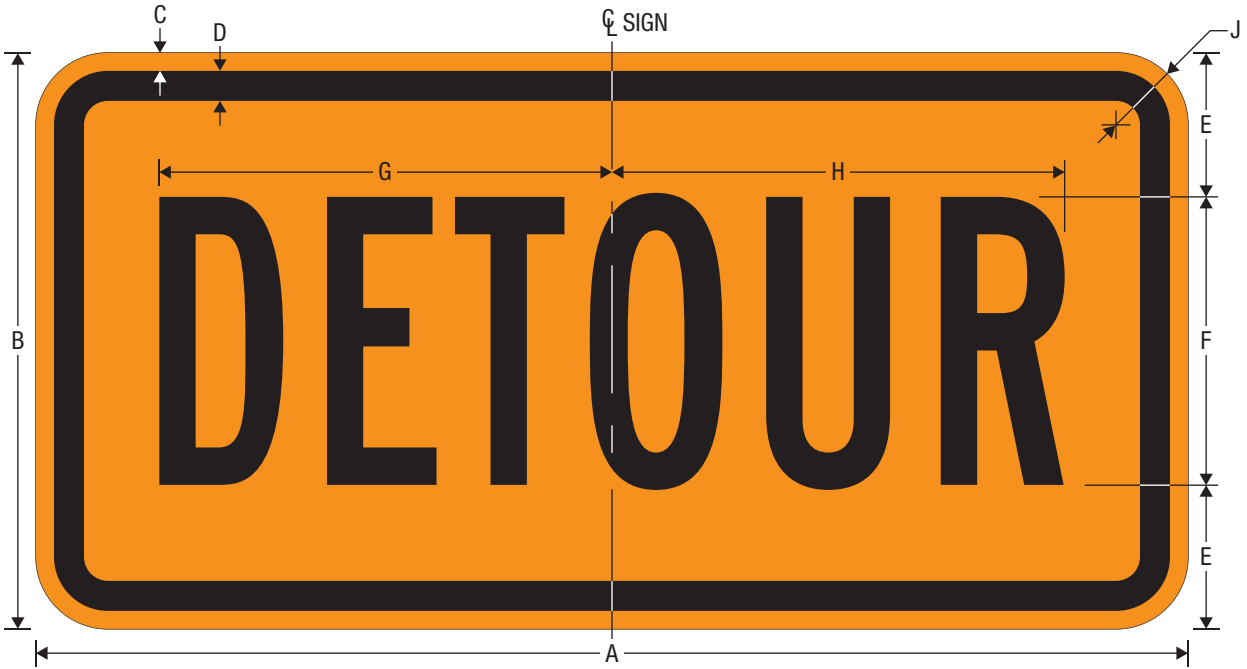
COLORS: LEGEND, BORDER — BLACK
BACKGROUND — ORANGE (RETROREFLECTIVE)



G20-5aP
WORK ZONE (PLAQUE)

A	B	C	D	E	F	G	H	J	K	L	M
24	18	0.375	0.625	3.5	4 D	3	7.005	7.004	6.605	6.604	1.5
36	24	0.375	0.625	4.125	6 D	3.75	10.507	10.507	9.907	9.907	1.5
48	36	0.625	0.875	7	8 D	6	14.009	14.009	13.209	13.209	2.25

COLORS: LEGEND, BORDER — BLACK
BACKGROUND — ORANGE (RETROREFLECTIVE)



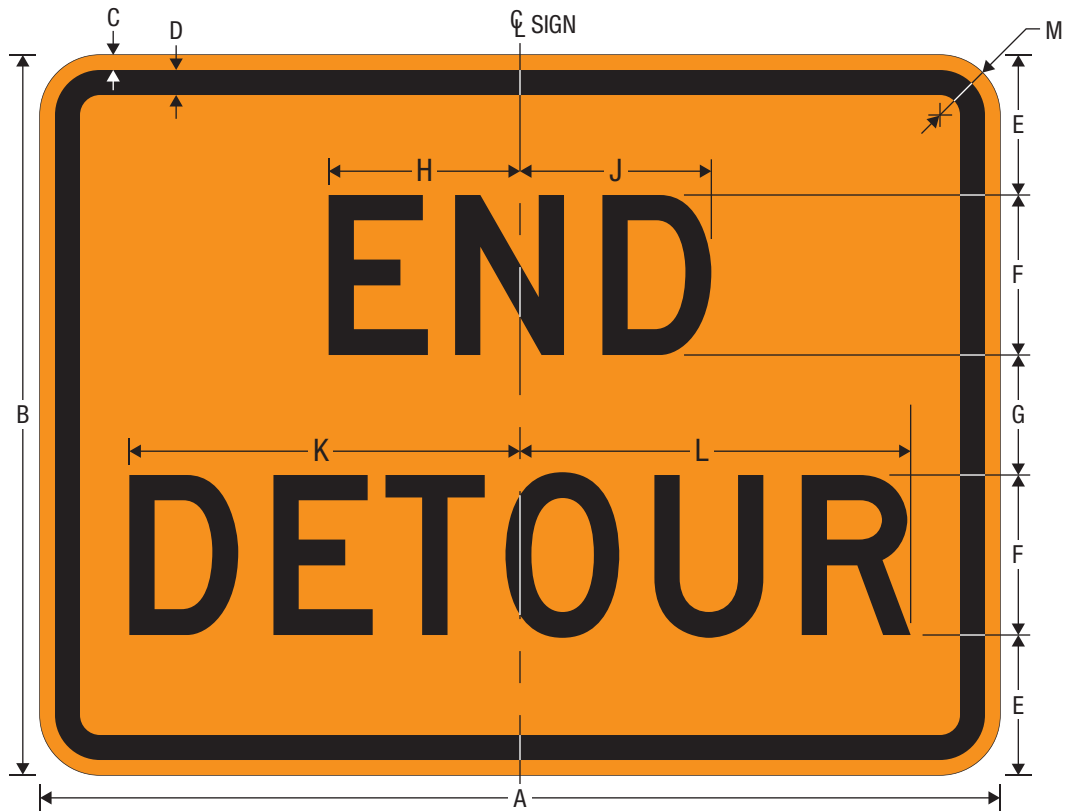
M4-8P
DETOUR (PLAQUE)

* Reduce Spacing 20%.

A	B	C	D	E	F	G	H	J
12	6	0.375	0.375	1.5	3 B*	4.716	4.715	1.5
24	12	0.375	0.625	3	6 B*	9.431	9.430	1.5
30	15	0.375	0.625	3.5	8 B*	12.574	12.574	1.5

TTC SIGN
 COLORS: LEGEND, BORDER — BLACK
 BACKGROUND — ORANGE (RETROREFLECTIVE)

INCIDENT MANAGEMENT SIGN
 COLORS: LEGEND, BORDER — BLACK
 BACKGROUND — FLUORESCENT PINK (RETROREFLECTIVE)

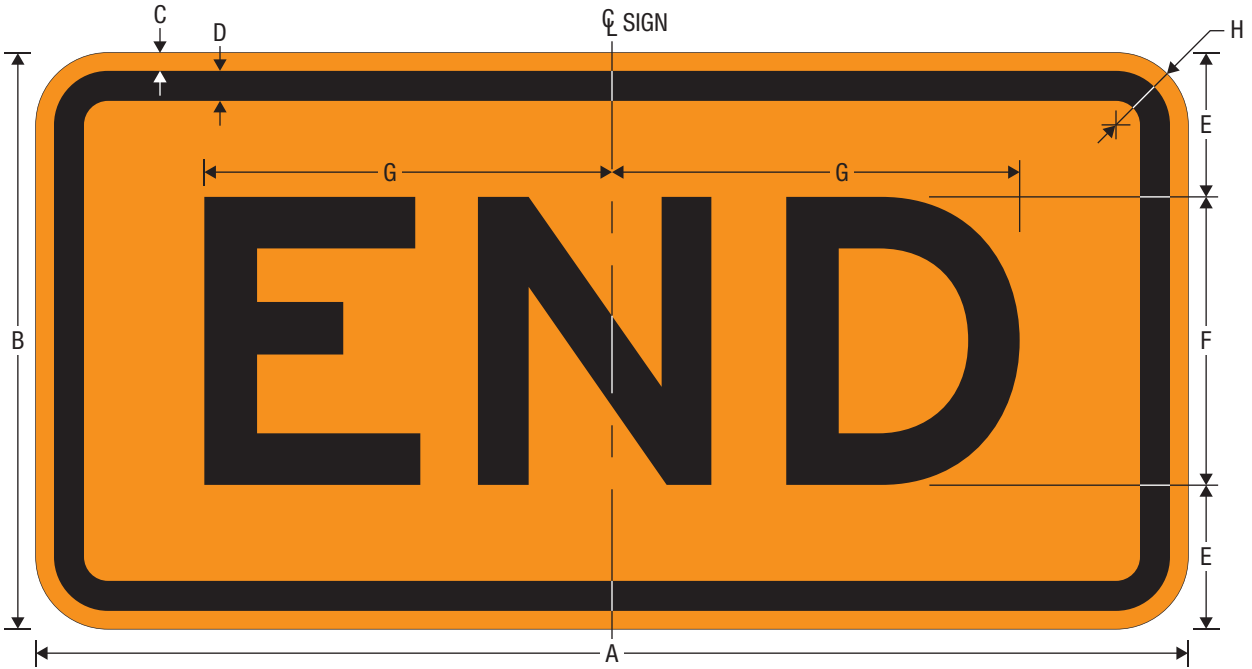


M4-8a
END DETOUR

A	B	C	D	E	F	G	H	J	K	L	M
24	18	0.375	0.625	3.5	4 D	3	4.784	4.783	9.767	9.766	1.5

TTC SIGN
 COLORS: LEGEND, BORDER — BLACK
 BACKGROUND — ORANGE (RETROREFLECTIVE)

INCIDENT MANAGEMENT SIGN
 COLORS: LEGEND, BORDER — BLACK
 BACKGROUND — FLUORESCENT PINK (RETROREFLECTIVE)

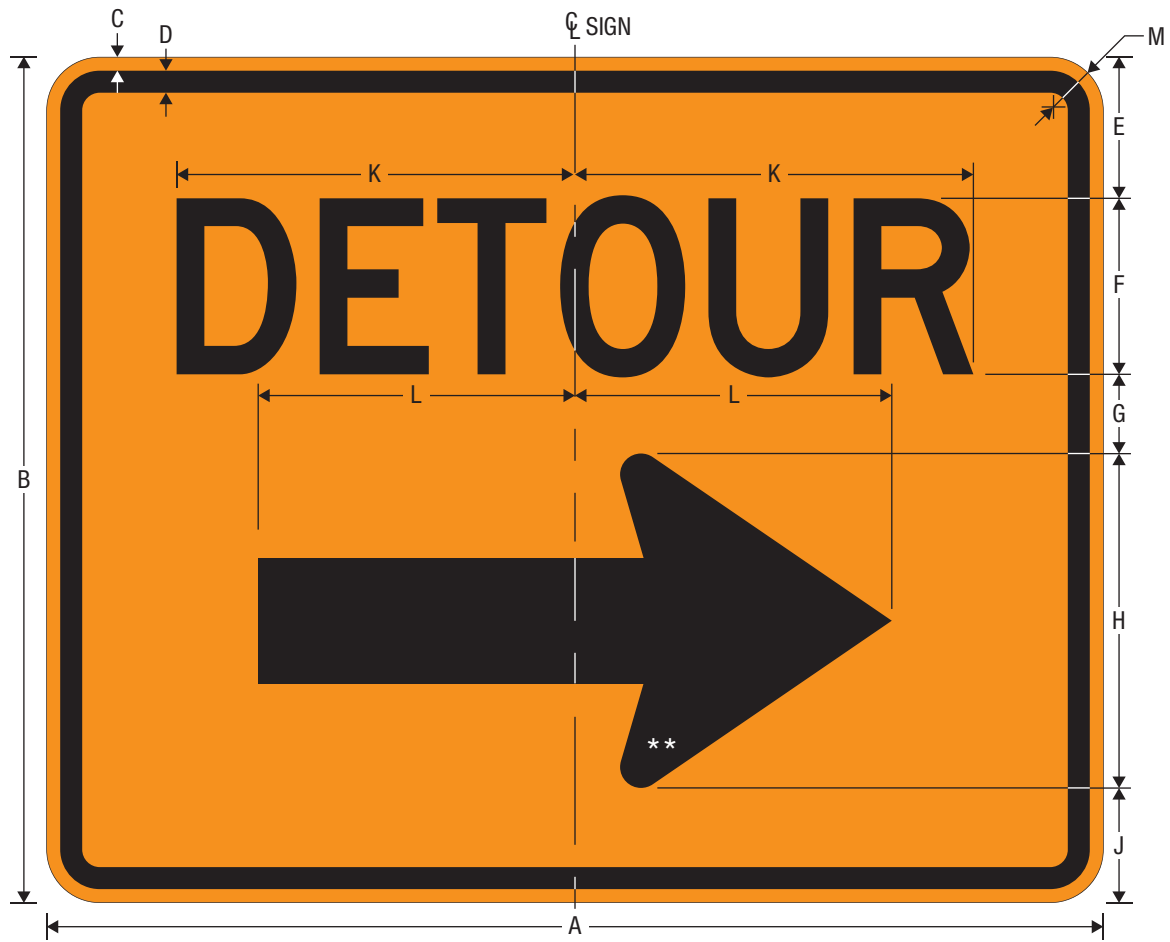


M4-8bP
END (PLAQUE)


A	B	C	D	E	F	G	H
24	12	0.375	0.625	3	6 E	8.493	1.5

TTC SIGN
 COLORS: LEGEND, BORDER — BLACK
 BACKGROUND — ORANGE (RETROREFLECTIVE)

INCIDENT MANAGEMENT SIGN
 COLORS: LEGEND, BORDER — BLACK
 BACKGROUND — FLUORESCENT PINK (RETROREFLECTIVE)



M4-9R
DETOUR



M4-9L
DETOUR

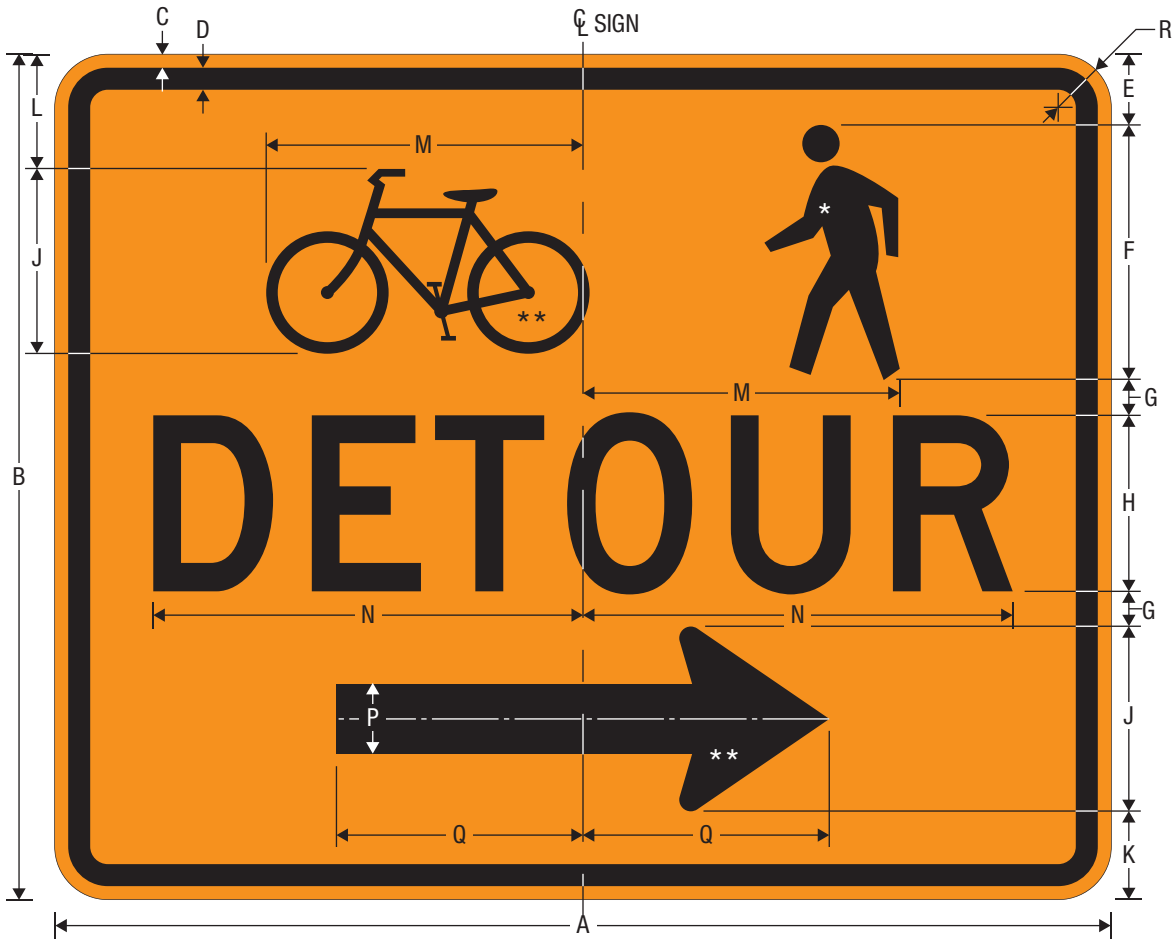
* Reduce Spacing 40%.

** See page 7-3 for arrow design.

A	B	C	D	E	F	G	H	J	K	L	M
30	24	0.375	0.625	4	5 D*	2.25	9.5	3.25	11.318	9	1.5
48	36	0.625	0.875	6	8 D*	3	14.25	4.75	18.109	13.5	2.25

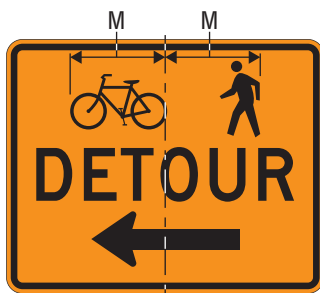
TTC SIGN
COLORS: LEGEND, BORDER — BLACK
BACKGROUND — ORANGE (RETROREFLECTIVE)

INCIDENT MANAGEMENT SIGN
COLORS: LEGEND, BORDER — BLACK
BACKGROUND — FLUORESCENT PINK (RETROREFLECTIVE)



M4-9aR

BICYCLIST/PEDESTRIAN DETOUR



M4-9aL

BICYCLIST/PEDESTRIAN DETOUR

* See page 8-7 for symbol design.

** See page 8-4 for symbol design.

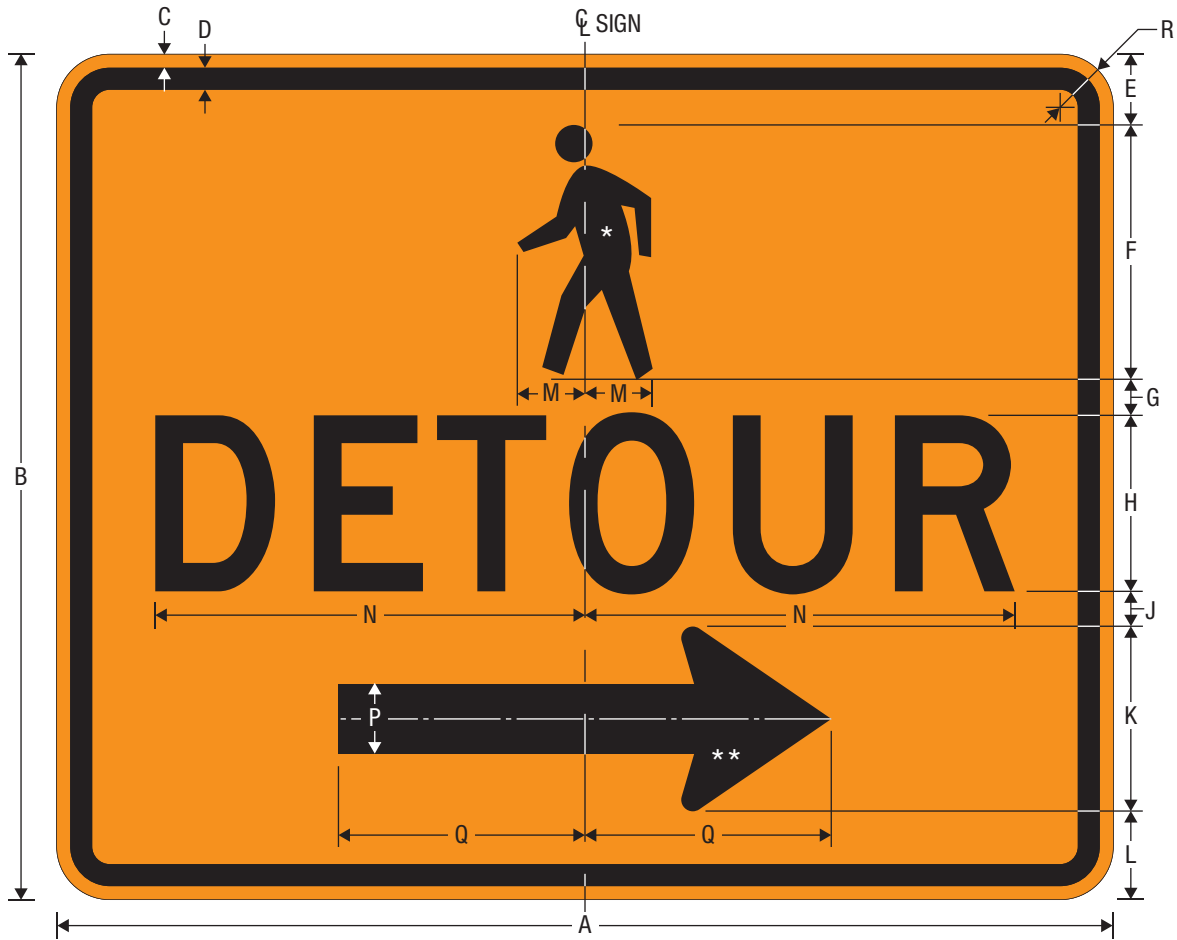
*** See page 7-3 for arrow design.

A	B	C	D	E	F	G	H
30	24	0.375	0.625	2	7.25	1	5 D

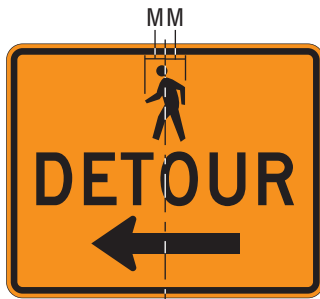
J	K	L	M	N	P	Q	R
5.25	2.5	3.25	9	12.208	1.969	7	1.5

TTC SIGN
 COLORS: LEGEND, BORDER — BLACK
 BACKGROUND — ORANGE (RETROREFLECTIVE)

INCIDENT MANAGEMENT SIGN
 COLORS: LEGEND, BORDER — BLACK
 BACKGROUND — FLUORESCENT PINK (RETROREFLECTIVE)



M4-9bR
PEDESTRIAN DETOUR



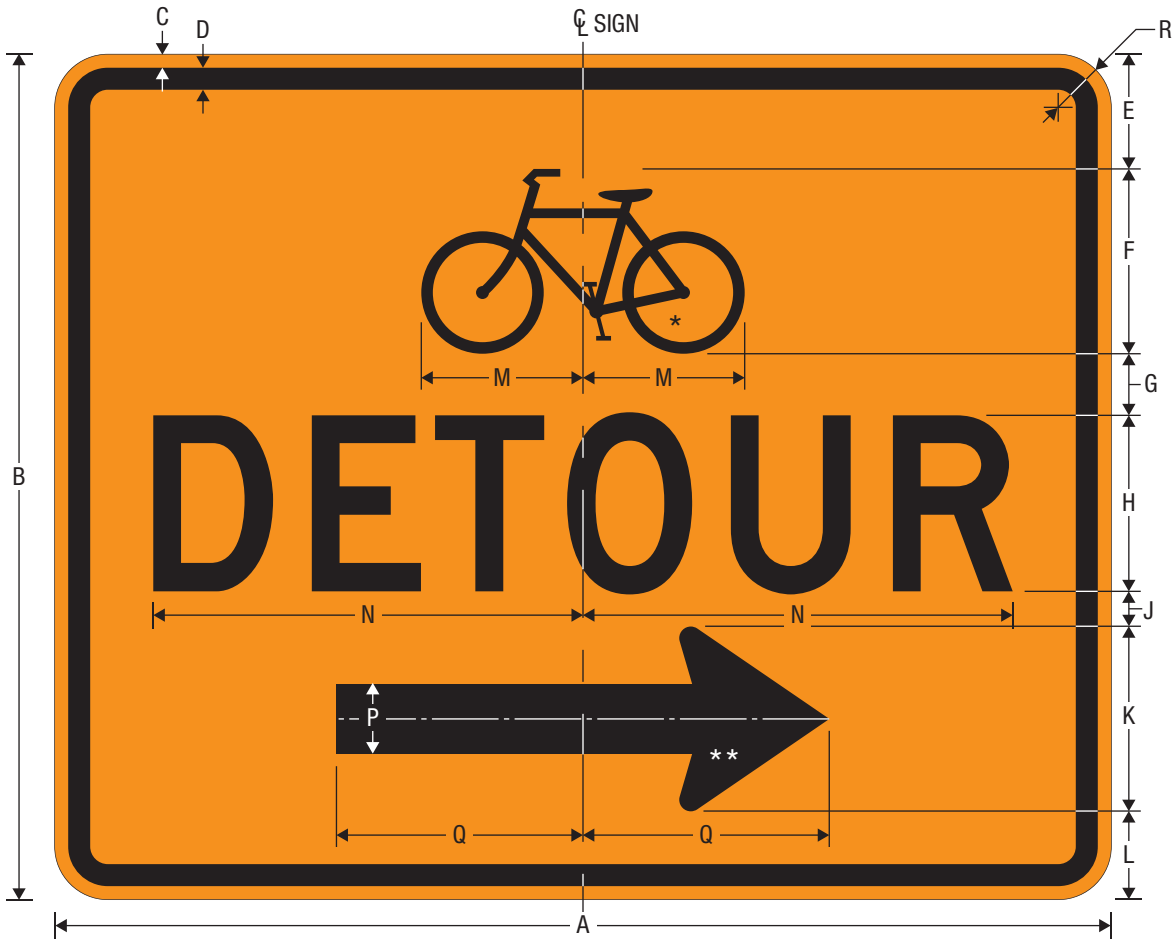
M4-9bL
PEDESTRIAN DETOUR

* See page 8-7 for symbol design.
** See page 7-3 for arrow design.

A	B	C	D	E	F	G	H
30	24	0.375	0.625	2	7.25	1	5 D
J	K	L	M	N	P	Q	R
1	5.25	2.5	1.923	12.208	1.969	7	1.5

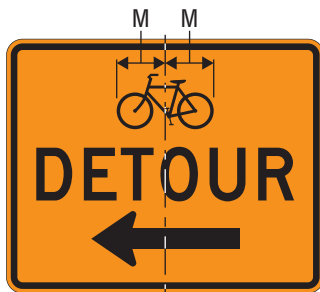
TTC SIGN
COLORS: LEGEND, BORDER — BLACK
BACKGROUND — ORANGE (RETROREFLECTIVE)

INCIDENT MANAGEMENT SIGN
COLORS: LEGEND, BORDER — BLACK
BACKGROUND — FLUORESCENT PINK (RETROREFLECTIVE)



M4-9cR

BICYCLIST DETOUR (WITH ARROW)



M4-9cL

BICYCLIST DETOUR (WITH ARROW)

* See page 8-4 for symbol design.

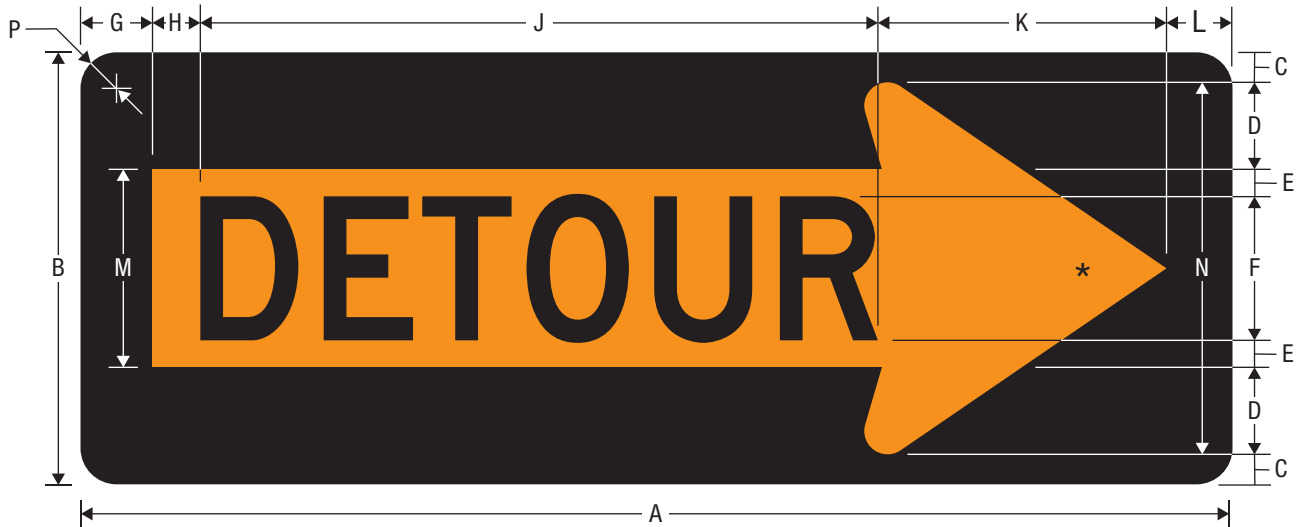
** See page 7-3 for arrow design.

A	B	C	D	E	F	G	H
30	24	0.375	0.625	3.25	5.25	1.75	5 D

J	K	L	M	N	P	Q	R
1	5.25	2.5	4.594	12.208	1.969	7	1.5

TTC SIGN
 COLORS: LEGEND, BORDER — BLACK
 BACKGROUND — ORANGE (RETROREFLECTIVE)

INCIDENT MANAGEMENT SIGN
 COLORS: LEGEND, BORDER — BLACK
 BACKGROUND — FLUORESCENT PINK (RETROREFLECTIVE)



M4-10R
DETOUR (RIGHT)



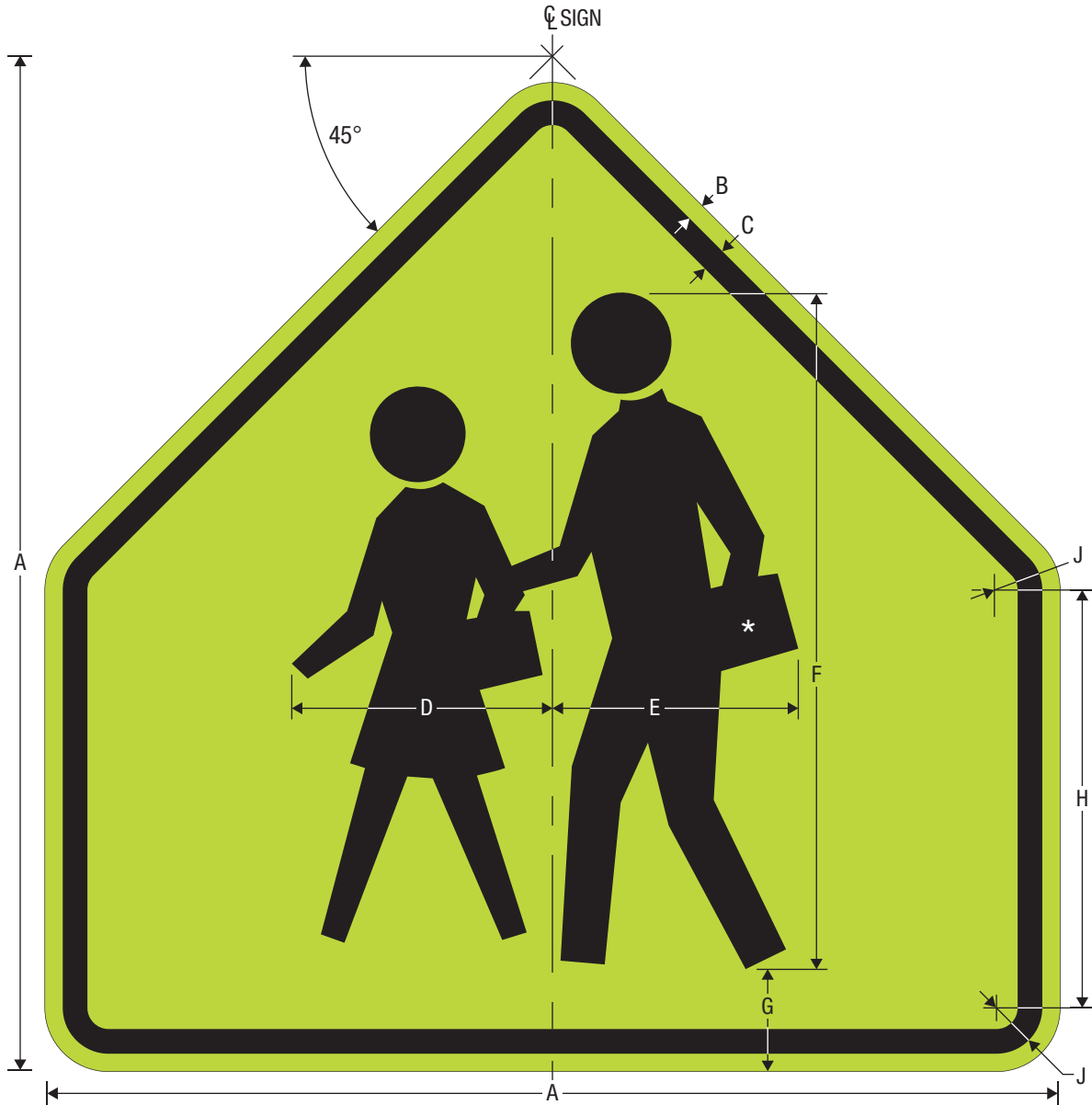
M4-10L
DETOUR (LEFT)

* See page 7-3 for arrow design.
** Reduce Spacing 20%.

A	B	C	D	E	F	G	H	J	K	L	M	N	P
48	18	1.25	3.625	1.125	6 D**	3	1.993	28.232	12.025	2.75	8.25	15.5	1.5

TTC SIGN
COLORS: LEGEND, BORDER — BLACK
BACKGROUND — ORANGE (RETROREFLECTIVE)

INCIDENT MANAGEMENT SIGN
COLORS: LEGEND, BORDER — BLACK
BACKGROUND — FLUORESCENT PINK (RETROREFLECTIVE)



S1-1
SCHOOL

* See page 8-71 for symbol design.

A	B	C	D	E	F	G	H	J
30	0.5	0.75	7.75	7.200	20	3	12.352	1.875
36	0.625	0.875	9.25	8.689	24	3.625	14.822	2.25
48	0.75	1.25	12.375	11.544	32	4.875	19.763	3

COLORS: LEGEND, BORDER — BLACK
BACKGROUND — FLUORESCENT YELLOW-GREEN (RETROREFLECTIVE)



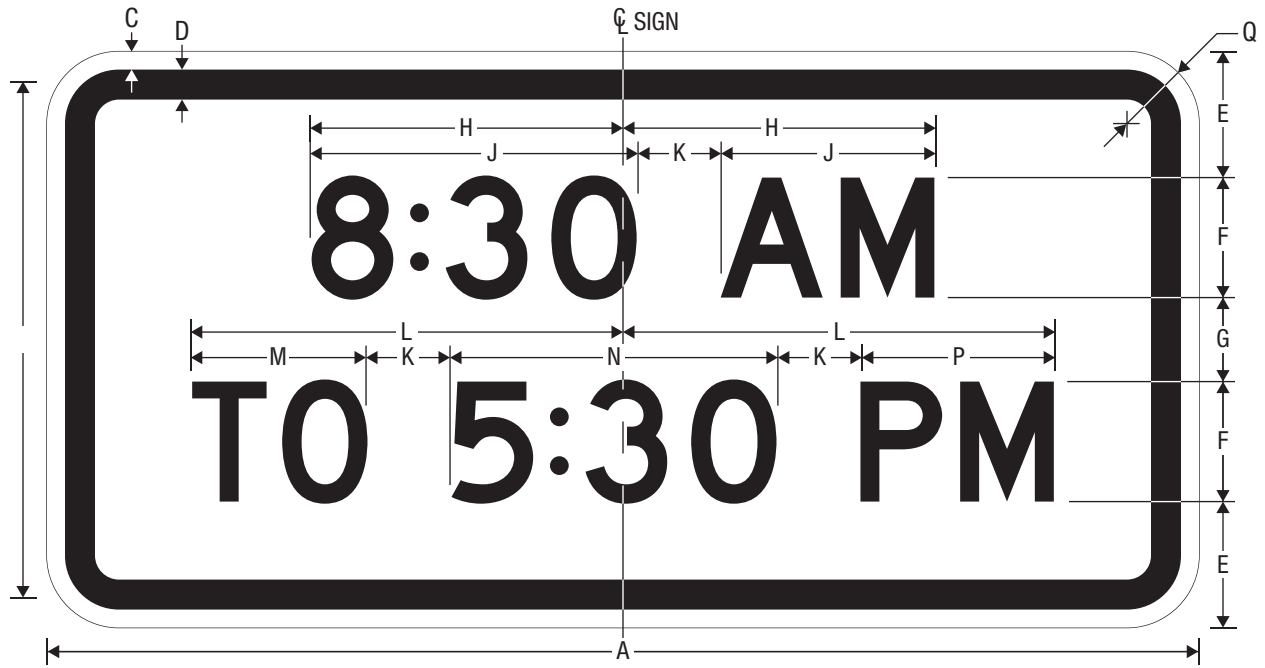
S3-2
SCHOOL BUS TURN AHEAD

* Reduce Spacing 20%.

A	B	C	D	E	F	G	H
30	0.5	0.75	5 C*	2	5 C	2.5	10.039
36	0.625	0.875	6 C*	3	6 C	3	11.847
48	0.75	1.25	8 C*	3.5	8 C	4	15.712

J	K	L	M	N	P	Q
10.539	10.104	3.75	13.605	8.378	9.128	1.875
12.846	12.125	4.5	16.326	10.129	10.879	2.25
17.212	16.166	6	21.768	13.255	14.755	3

COLORS: LEGEND, BORDER — BLACK
BACKGROUND — FLUORESCENT YELLOW GREEN (RETROREFLECTIVE)

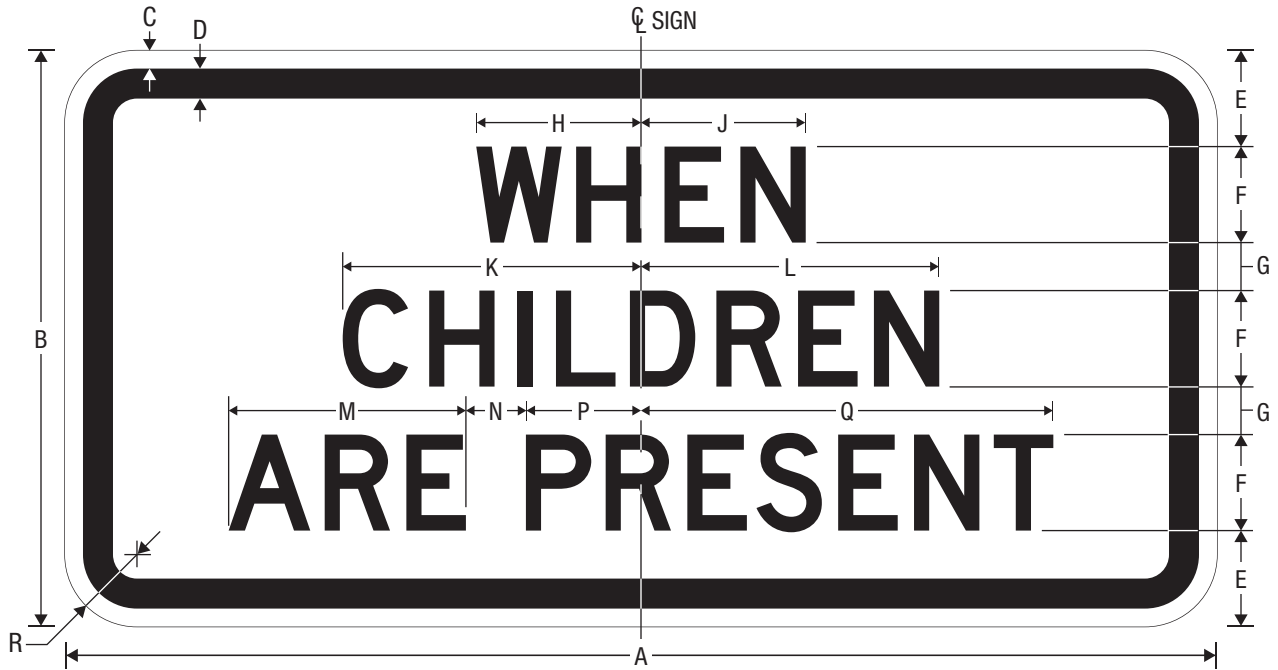


S4-1P

TIME OF DAY (PLAQUE) X:XX TO X:XX AM X:XX TO X:XX PM

A	B	C	D	E	F	G	H	J	K	L	M	N	P	Q
24	12	0.375	0.625	2.625	2.5 D	1.75	VAR	VAR	1.75	VAR	3.652	VAR	VAR	1.5
36	18	0.625	0.875	3.5	4 D	3	VAR	VAR	2.75	VAR	5.843	VAR	VAR	2.25

COLORS: LEGEND, BORDER – BLACK
BACKGROUND – WHITE (RETROREFLECTIVE)



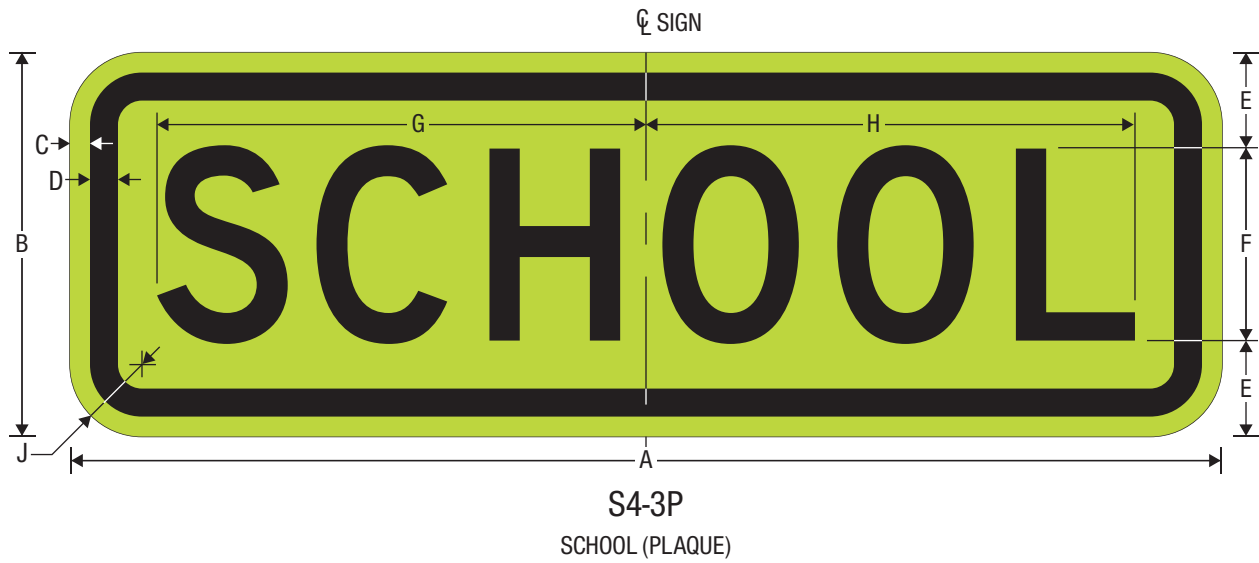
S4-2P

WHEN CHILDREN ARE PRESENT (PLAQUE)

A	B	C	D	E	F	G	H
24	12	0.375	0.625	2	2 D	1	3.433
36	18	0.625	0.875	3	3 D	1.5	5.149

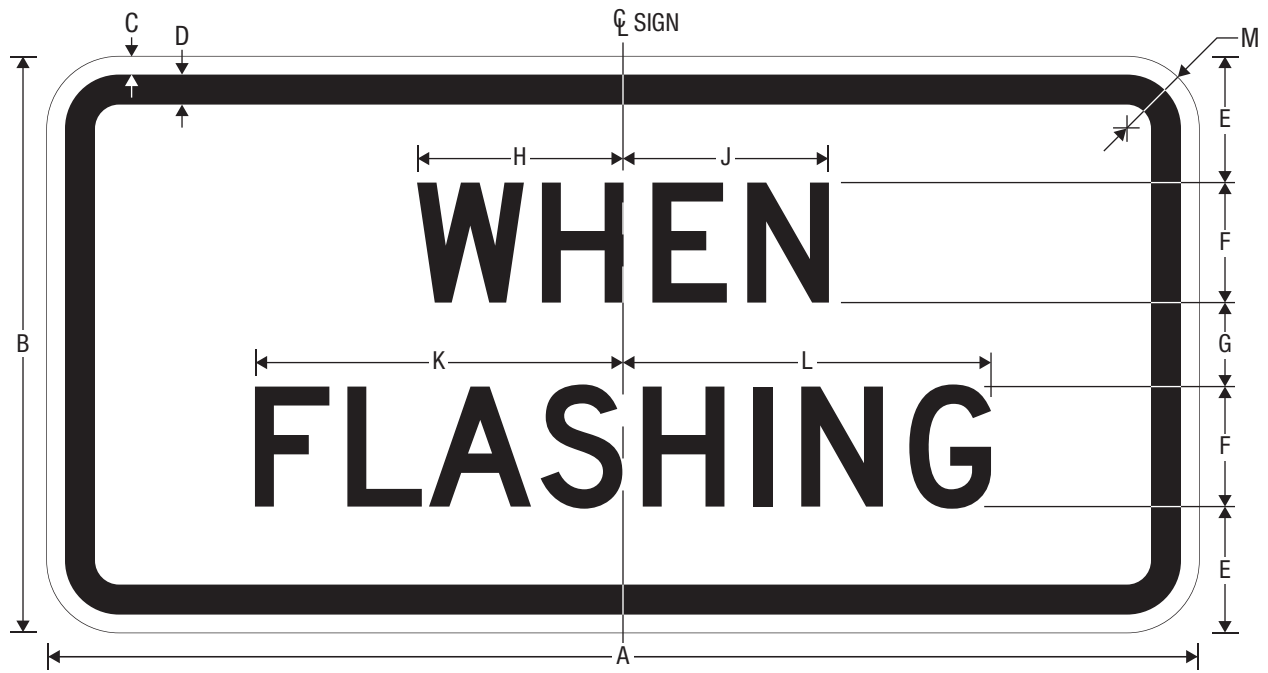
J	K	L	M	N	P	Q	R
3.432	6.215	6.214	4.943	1.25	2.398	8.590	1.5
5.148	9.322	9.321	7.415	2	3.533	12.948	2.25

COLORS: LEGEND, BORDER — BLACK
BACKGROUND — WHITE (RETROREFLECTIVE)



A	B	C	D	E	F	G	H	J
24	9	0.375	0.625	2.5	4 D	10.187	10.187	1.5
36	12	0.625	0.875	3	6 D	15.281	15.280	2.25

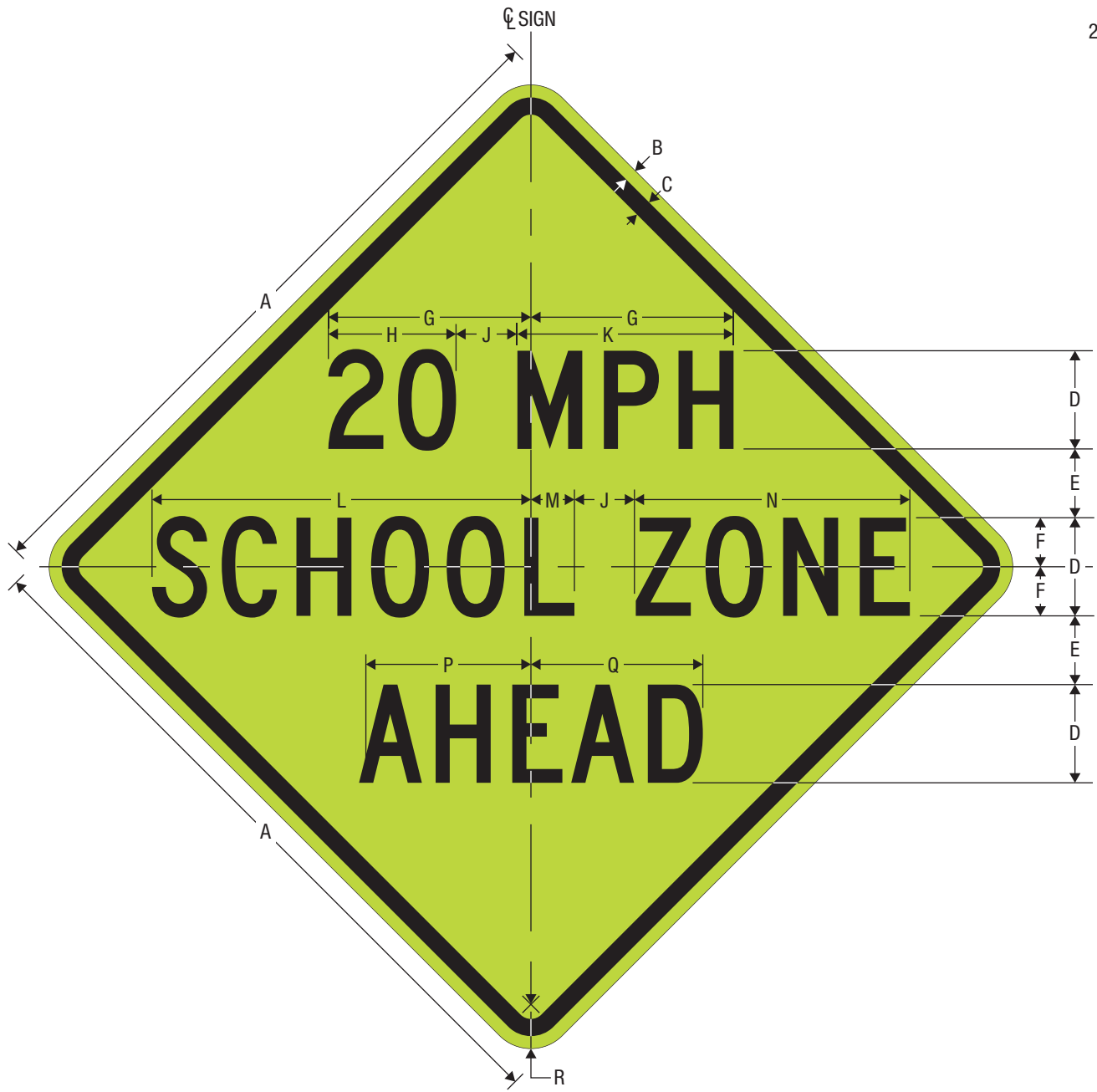
COLORS: LEGEND, BORDER — BLACK
BACKGROUND — FLUORESCENT YELLOW-GREEN (RETROREFLECTIVE)



S4-4P
WHEN FLASHING (PLAQUE)

A	B	C	D	E	F	G	H	J	K	L	M
24	12	0.375	0.625	2.625	2.5 D	1.75	4.291	4.290	7.668	7.667	1.5
36	18	0.625	0.875	3.5	4 D	3	6.865	6.864	12.268	12.268	2.25

COLORS: LEGEND, BORDER — BLACK
BACKGROUND — WHITE (RETROREFLECTIVE)

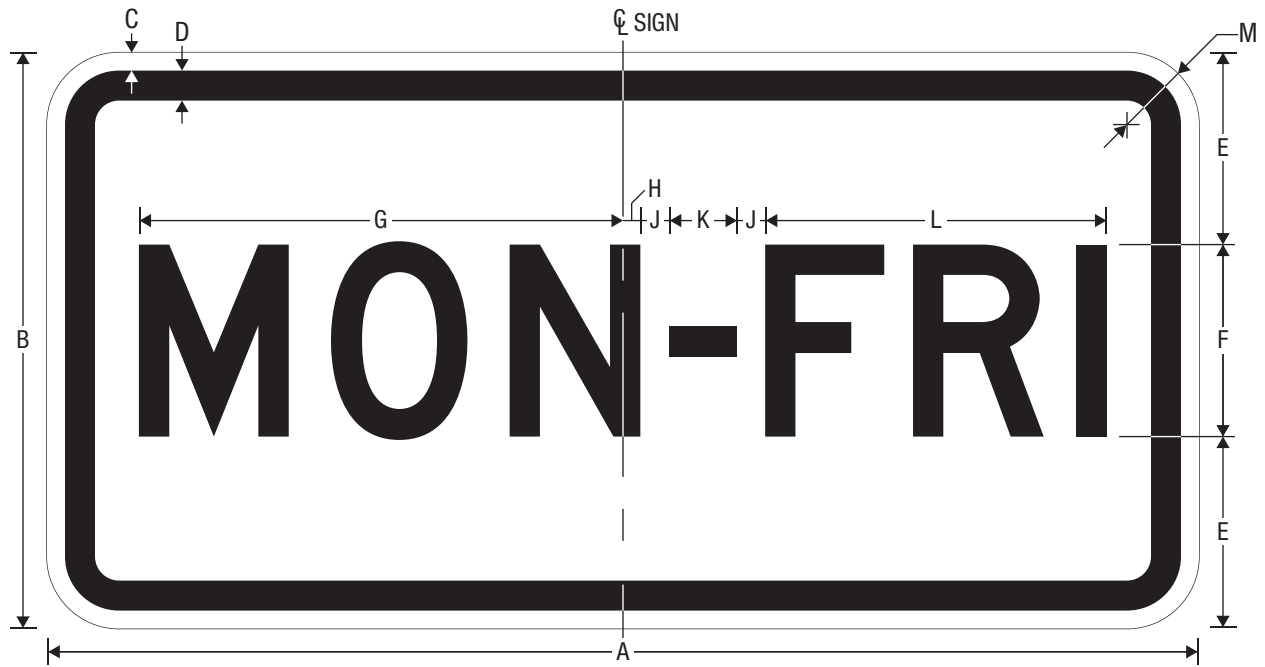


S4-5a
REDUCED SCHOOL SPEED LIMIT AHEAD

A	B	C	D	E	F	G	H
30	0.5	0.75	4 C	3.5	2	VAR	VAR
36	0.625	0.875	5 C	3.5	2.5	VAR	VAR
48	0.75	1.25	7 C	5	3.5	VAR	VAR

J	K	L	M	N	P	Q	R
2.5	8.804	15.435	1.771	11.164	7.003	7.002	1.875
3.125	11.005	19.294	2.214	13.955	8.753	8.753	2.25
4.375	15.407	27.011	3.100	19.537	12.255	12.254	3

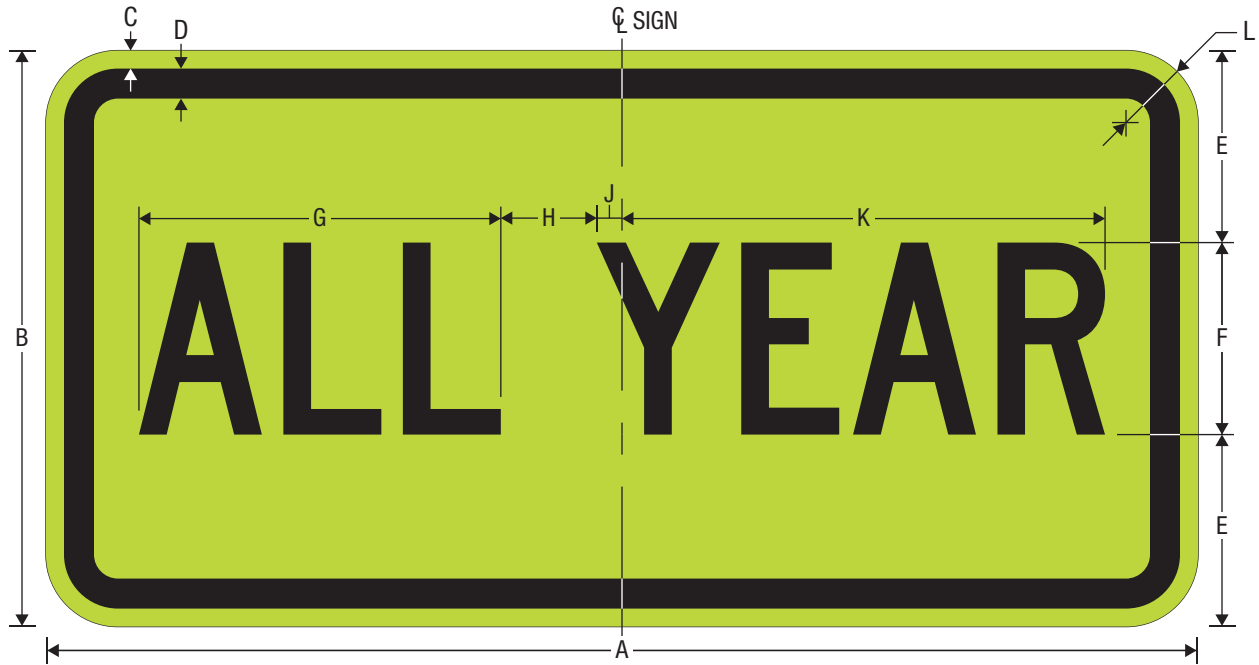
COLORS: LEGEND, BORDER — BLACK
BACKGROUND — FLUORESCENT YELLOW GREEN (RETROREFLECTIVE)



S4-6P
DAYS OF WEEK (PLAQUE)
MON-FRI

A	B	C	D	E	F	G	H	J	K	L	M
24	12	0.375	0.625	4	4 D	10.086	0.361	0.600	1.400	7.124	1.5
36	18	0.625	0.875	6	6 D	15.129	0.542	0.900	2.100	10.686	2.25

COLORS: LEGEND, BORDER — BLACK
BACKGROUND — WHITE (RETROREFLECTIVE)

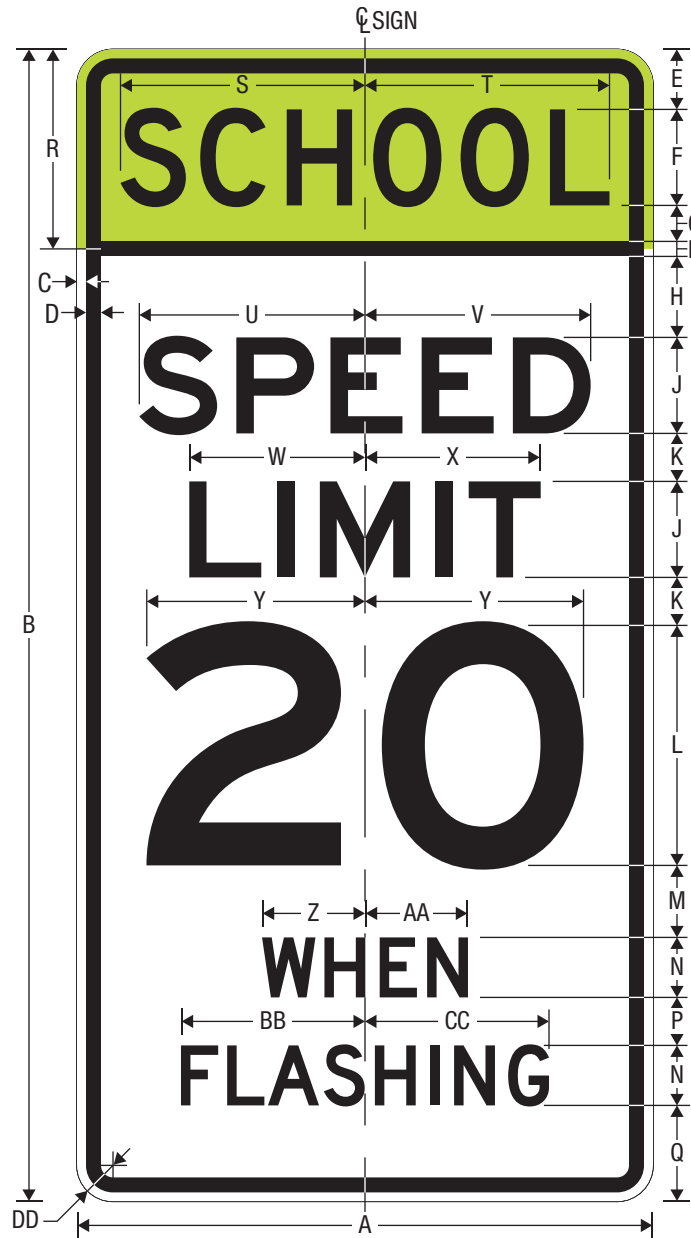


S4-7P
ALL YEAR (PLAQUE)

* Reduce Spacing 20%.

A	B	C	D	E	F	G	H	J	K	L
24	12	0.375	0.625	4	4 C*	7.539	2	0.525	10.063	1.5
30	18	0.375	0.625	6.5	5 C*	9.424	2.5	0.655	12.580	1.5

COLORS: LEGEND, BORDER — BLACK
BACKGROUND — FLUORESCENT YELLOW GREEN (RETROREFLECTIVE)



S5-1

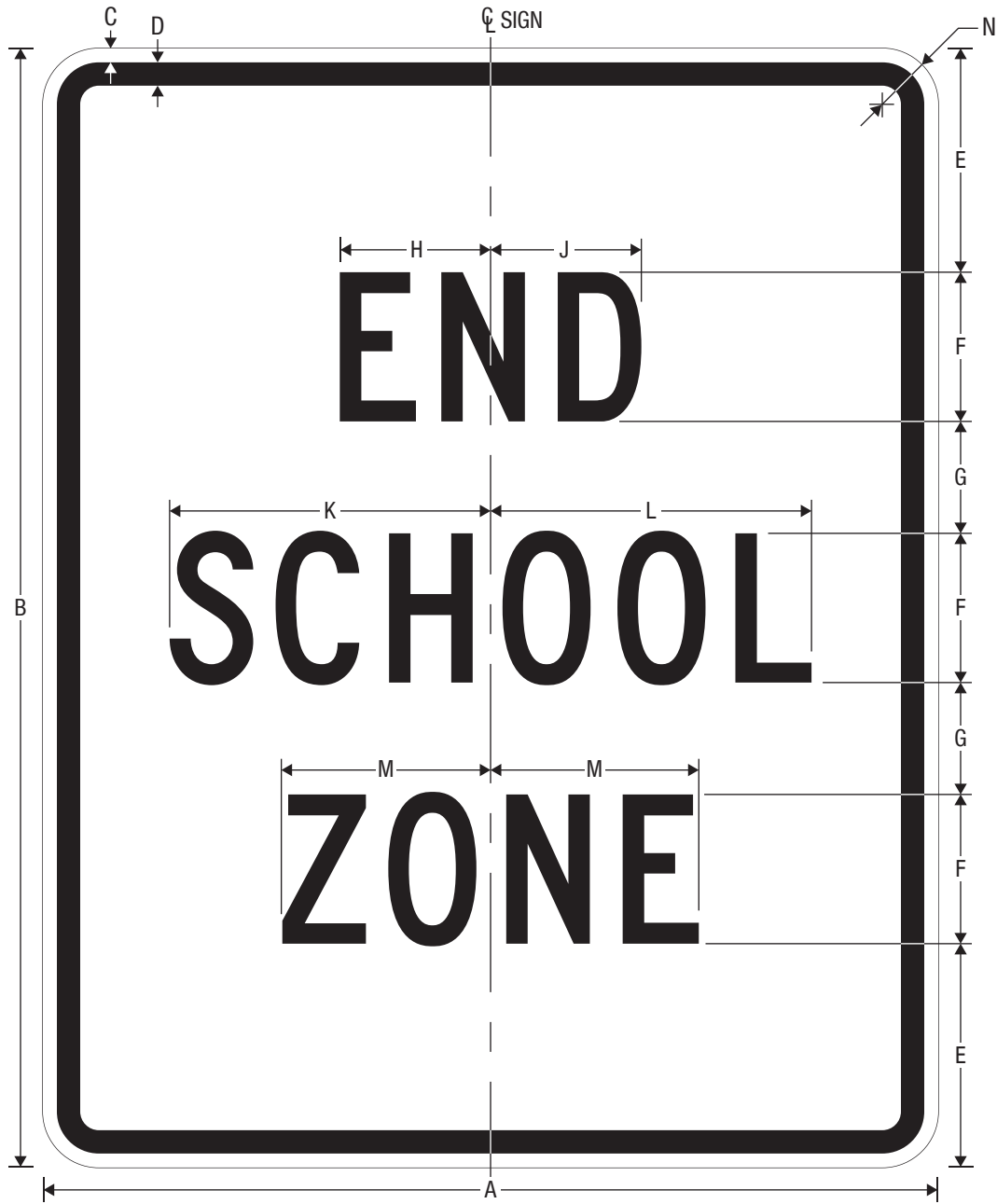
SCHOOL SPEED LIMIT XX WHEN FLASHING

A	B	C	D	E	F	G	H	J	K	L	M	N	P
24	48	0.375	0.625	2.5	4 D	1.5	3.375	4 E	2	10 E	3	2.5 D	2
36	72	0.625	0.875	3.75	6 D	2.25	5.125	6 E	4	14 E	4	4 D	2
Q	R	S	T	U	V	W	X	Y	Z	AA	BB	CC	DD
4	8.313	10.187	10.187	9.403	9.403	7.321	7.321	VAR	4.291	4.290	7.668	7.667	1.5
6	12.438	15.281	15.280	14.105	14.104	10.982	10.981	VAR	6.865	6.864	12.268	12.268	2.25

COLORS:

UPPER SECTION: LEGEND, BORDER — BLACK
BACKGROUND — FLUORESCENT YELLOW GREEN (RETROREFLECTIVE)

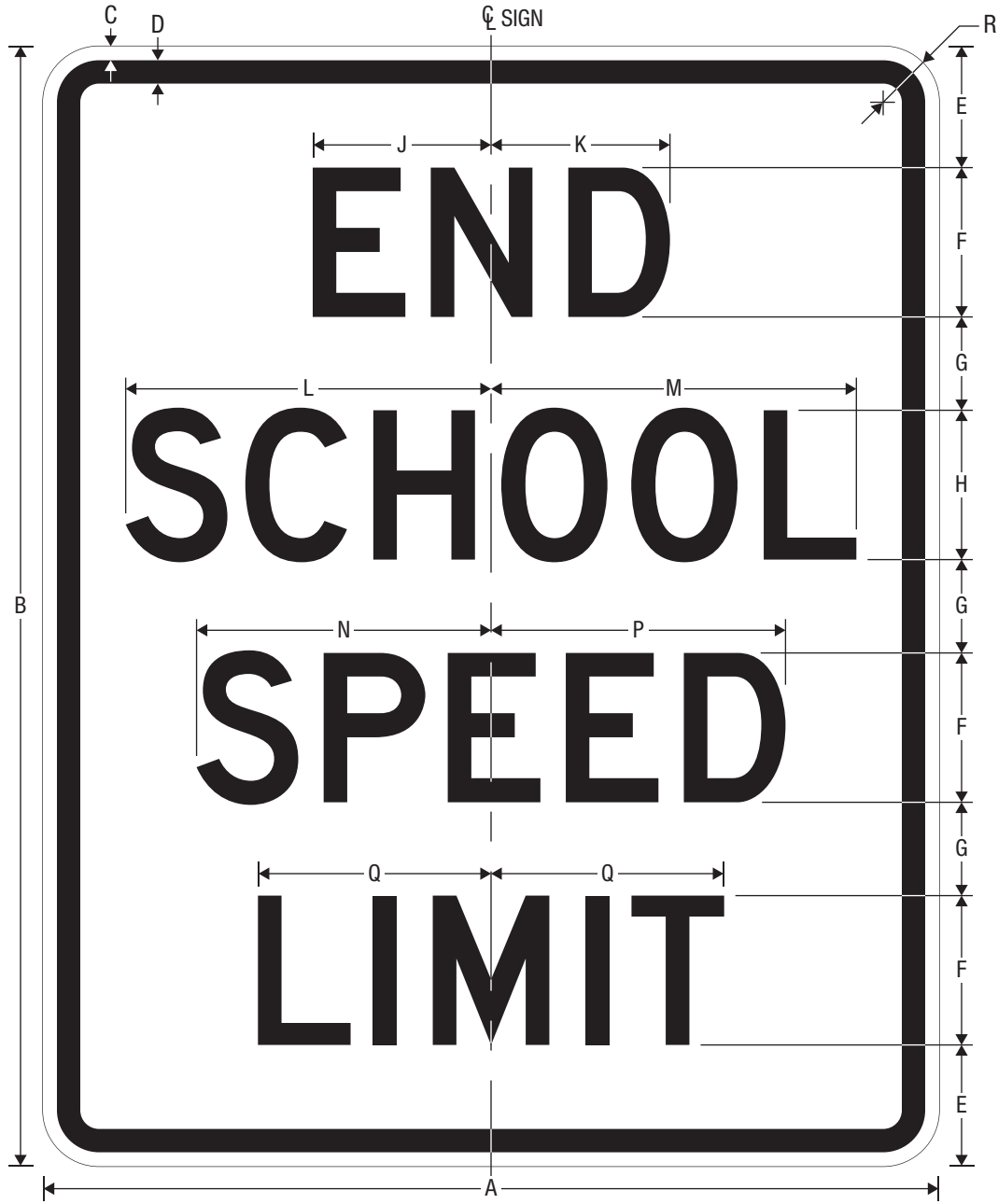
LOWER SECTION: LEGEND BORDER — BLACK
BACKGROUND — WHITE (RETROREFLECTIVE)



S5-2
END SCHOOL ZONE

A	B	C	D	E	F	G	H	J	K	L	M	N
24	30	0.375	0.625	6	4 C	3	4.042	4.041	8.603	8.603	5.582	1.5
36	48	0.625	0.875	10	6 C	5	6.063	6.062	12.905	12.904	8.373	2.25

COLORS: LEGEND, BORDER — BLACK
BACKGROUND — WHITE (RETROREFLECTIVE)



S5-3

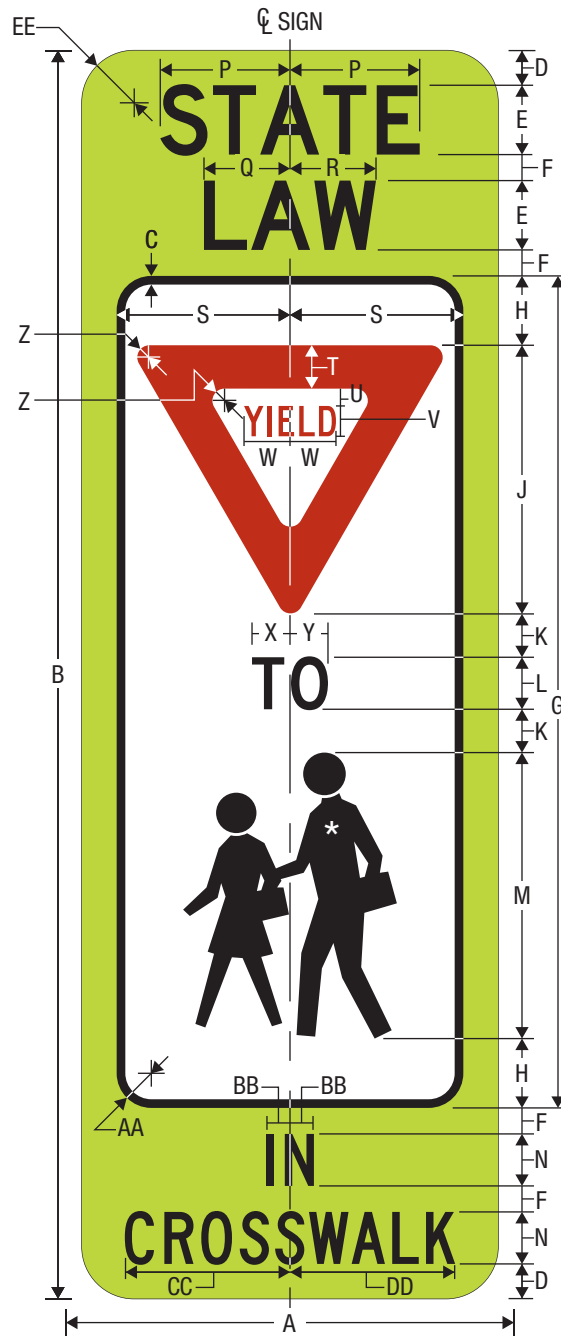
END SCHOOL SPEED LIMIT

* Reduce Spacing 20%.

A	B	C	D	E	F	G	H
24	30	0.375	0.625	3.25	4 D	2.5	4 D*
36	48	0.625	0.875	6	6 D	4	6 D*

J	K	L	M	N	P	Q	R
4.784	4.783	9.783	9.783	7.886	7.885	6.242	1.5
7.176	7.175	14.675	14.674	11.829	11.828	9.363	2.25

COLORS: LEGEND, BORDER – BLACK
BACKGROUND – WHITE (RETROREFLECTIVE)




R1-6b
IN-STREET SCHOOL CROSSING - YIELD

* See page 8-71 for symbol design.

A	B	C	D	E	F	G	H	J	K	L	M	N	P	Q
12	36	0.25	1	2 D	0.75	24	2	7.75	1.25	1.5 D	8.25	1.5 C	3.742	2.482

R	S	T	U	V	W	X	Y	Z	AA	BB	CC	DD	EE
2.481	5	1.25	0.625	0.875 C	1.326	1.096	1.095	0.350	1	0.690	4.765	4.764	1.5

- COLORS: LEGEND, INNER BORDER — BLACK
 INNER BACKGROUND — WHITE (RETROREFLECTIVE)
 OUTER BACKGROUND — FLUORESCENT YELLOW-GREEN (RETROREFLECTIVE)
 YIELD SIGN LEGEND AND OUTER BACKGROUND — RED (RETROREFLECTIVE)



R1-6c
IN-STREET SCHOOL CROSSING - STOP

* See page 8-71 for symbol design.

A	B	C	D	E	F	G	H	J	K	L	M	N	P
12	36	0.25	1	2 D	0.75	24	2	7.75	1.25	1.5 D	8.25	1.5 C	3.742
Q	R	S	T	U	V	W	X	Y	Z	AA	BB	CC	DD
2.482	2.481	5	3.875	3.618	3.617	2.5	2.75 C	1.771	1	0.690	4.765	4.764	1.5

- COLORS:
- LEGEND, INNER BORDER — BLACK
 - INNER BACKGROUND, STOP SIGN LEGEND — WHITE (RETROREFLECTIVE)
 - OUTER BACKGROUND — FLUORESCENT YELLOW-GREEN (RETROREFLECTIVE)
 - STOP SIGN BACKGROUND — RED (RETROREFLECTIVE)